

Trigonometry

Trigonometry

Katherine Yoshiwara
Los Angeles Pierce College

January 24, 2024

©2018 Katherine Yoshiwara

Permission is granted to copy, distribute and/or modify this document under the terms of the GNU Free Documentation License, Version 1.2 or any later version published by the Free Software Foundation; with no Invariant Sections, no Front-Cover Texts, and no Back-Cover Texts. A copy of the license is included in the appendix entitled “GNU Free Documentation License.” All trademarks[™] are the registered[®] marks of their respective owners.

Preface

We have tried to make this edition of *Trigonometry* useful to students in a variety of programs. For example, students who have encountered elements of triangle trig in previous courses may be able to skip all or part of Chapters 1 through 3. Students preparing for technical courses may not need much of the material after Chapter 6 or 7. Chapters 9 and 10 cover vectors and polar coordinates, optional topics that occur in some trigonometry courses but are often reserved for precalculus.

There are many reasons why students might find trigonometry difficult, among them:

- The subject inherently involves a great deal of technical detail, which can be allowed to obscure the main ideas.
- The subject is often taught with the analytical rigor appropriate to a precalculus course -- before students have acquired the necessary facility with functions.

In his beautiful book, *Trigonometric Delights*, Eli Maor enjoins us "Let's not forget that trigonometry is, first and foremost, a practical discipline, born out of and deeply rooted in applications." After the New Math "[f]ormal definitions and legalistic verbosity—all in the name of mathematical rigor—replaced a real understanding of the subject." And formalism is "... certainly not the best way to motivate the beginning student."

The typical trigonometry student has just completed a second course in algebra. He or she has a nodding acquaintance with functions and is still very wary of irrational numbers. A statement such as " $\sin \frac{5\pi}{3} = \frac{-\sqrt{3}}{2}$ " may well be greeted with panic and bewilderment. So we do not begin with a preliminary chapter covering all the mathematical topics needed for the rest of the course, including elements of analytic geometry and properties of functions such as domain and range, symmetry, transformations, composition, and inverse functions. (This material usually comprises most of a precalculus course, which is usually taught after trigonometry, where it is introduced using more familiar, hence easier, functions as examples.)

Nor do we begin with a chapter about angles, including coterminal and reference angles, converting degrees to minutes and seconds, radians, arc length, and angular velocity, before the trig ratios are even mentioned. We have tried to address these issues as follows:

- Chapter 1 reviews only the most basic facts about triangles and circles that students will need to begin their study of trigonometry, and may be omitted or assigned as homework. Other facts about functions and angles are introduced when they are needed. For example, minutes and seconds

are discussed in the context of parallax in the section on Law of Sines in Chapter 3. Nautical bearings occur in Section 4.1, Angles and Rotation.

- Chapter 2 introduces the three (not six) basic trig ratios, and considers angles in the first quadrant only. We believe this initial simplicity allows students to focus on the fundamental concepts without simultaneously trying to master a welter of peripheral detail.
- In Chapter 3 we introduce reference angles for the second quadrant in order to study obtuse triangles and the Laws of Sines and Cosines. Reference angles are covered again in more generality in Chapter 4.
- Chapter 4 considers angles as rotations in preparation for the graphs of sine and cosine. Note that the applications of periodic functions in this chapter are functions of degrees only, to fit with our approach: radians come later, after students have some experience with sinusoidal graphs.
- Chapter 5 begins with a section on algebraic manipulations with trig ratios, a skill that is often neglected but can engender endless confusion for students. This chapter treats only simple equations and identities; more equations and identities appear in Chapters 7 and 8. We solve equations both graphically and analytically, and we use graphs as well as algebra to verify trigonometric identities.
- Chapter 6 introduces radians and the circular functions of real numbers. Most of this chapter and Chapter 7 revisit basic skills such as analyzing graphs and solving equations, but working now in radians rather than degrees.
- Chapter 8 studies identities and their use in more detail, including the sum and difference formulas and the double angle identities. Inverse trig functions are included here, and are the three reciprocal trig functions.
- Chapters 9 and 10 cover ancillary topics; typical trigonometry courses may include one or more of these topics: vectors, polar coordinates, and complex numbers.

In addition to the Homework Problems, each Example in the book is followed by a similar Exercise for students to test their understanding. Each Section concludes with a Summary, a set of Study Questions, and a list of Skills to be addressed in the Homework. A Summary and a set of Review Problems follows each chapter. Chapters 1 through 8 include Activities for students to work through some of the main ideas. We have described the use of a graphing calculator, but other graphing utilities can easily be substituted.

Throughout we have been guided by the Rule of Four and use tables and graphical representation to illustrate concepts. We have taken care to include numerical examples and diagrams, both in Examples and in Homework Problems, to offer students some intuitive understanding for the more abstract ideas of trigonometry. Above all, we have tried to focus on the fundamental ideas of trigonometry by introducing them in their most basic form and returning later to look at them in greater detail.

Katherine Yoshiwara
Atascadero, CA 2018

Contents

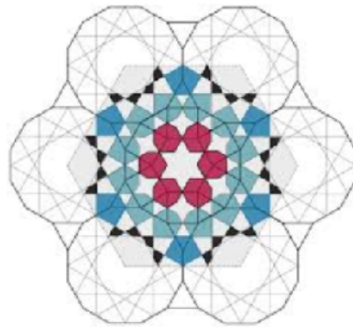
| | |
|---|------------|
| Preface | iv |
| 1 Triangles and Circles | 1 |
| 1.1 Angles and Triangles | 3 |
| 1.2 Similar Triangles | 14 |
| 1.3 Circles | 25 |
| 1.4 Chapter 1 Summary and Review | 38 |
| 2 The Trigonometric Ratios | 44 |
| 2.1 Side and Angle Relationships | 48 |
| 2.2 Right Triangle Trigonometry | 55 |
| 2.3 Solving Right Triangles | 70 |
| 2.4 Chapter 2 Summary and Review | 82 |
| 3 Laws of Sines and Cosines | 88 |
| 3.1 Obtuse Angles | 89 |
| 3.2 The Law of Sines | 106 |
| 3.3 The Law of Cosines | 121 |
| 3.4 Chapter 3 Summary and Review | 135 |
| 3.5 Chapter 3 Activity | 143 |
| 4 Trigonometric Functions | 146 |
| 4.1 Angles and Rotation | 148 |
| 4.2 Graphs of Trigonometric Functions | 166 |
| 4.3 Using Trigonometric Functions | 187 |
| 4.4 Chapter 4 Summary and Review | 212 |
| 5 Equations and Identities | 220 |
| 5.1 Algebra with Trigonometric Ratios | 221 |
| 5.2 Solving Equations | 231 |
| 5.3 Trigonometric Identities | 244 |
| 5.4 Chapter 5 Summary and Review | 258 |

| | |
|--|------------|
| 6 Radians | 263 |
| 6.1 Arclength and Radians | .265 |
| 6.2 The Circular Functions | .279 |
| 6.3 Graphs of the Circular Functions | .296 |
| 6.4 Chapter 6 Summary and Review | .318 |
| 7 Circular Functions | 326 |
| 7.1 Transformations of Graphs | .328 |
| 7.2 The General Sinusoidal Function | .345 |
| 7.3 Solving Equations | .366 |
| 7.4 Chapter 7 Summary and Review | .379 |
| 8 More Functions and Identities | 386 |
| 8.1 Sum and Difference Formulas | .388 |
| 8.2 Inverse Trigonometric Functions | .404 |
| 8.3 The Reciprocal Functions | .426 |
| 8.4 Chapter Summary and Review | .444 |
| 9 Vectors | 453 |
| 9.1 Geometric Form | .455 |
| 9.2 Coordinate Form | .470 |
| 9.3 The Dot Product | .483 |
| 9.4 Chapter Summary and Review | .493 |
| 10 Polar Coordinates and Complex Numbers | 499 |
| 10.1 Polar Coordinates | .501 |
| 10.2 Polar Graphs | .512 |
| 10.3 Complex Numbers | .528 |
| 10.4 Polar Form for Complex Numbers | .543 |
| 10.5 Chapter Summary and Review | .555 |
| Appendices | |
| A Answers to Selected Exercises and Homework Problems | 561 |
| B GNU Free Documentation License | 666 |
| C Glossary | 673 |
| Back Matter | |
| Index | 697 |

Chapter 1

Triangles and Circles

- [Angles and Triangles](#)
- [Similar Triangles](#)
- [Circles](#)



Circles and triangles are the simplest geometric figures. A circle is the simplest sort of curve, and a triangle is the simplest polygon -- the one with the fewest sides. Each has properties that makes it useful in many fields of endeavor. A triangle is the most stable of polygons, because once its sides are fixed in length, its angles cannot change. A triangular truss bridge is a stable structure. A three-legged stool will not wobble.



A circle encloses more area than any other figure of the same length, or perimeter, and a sphere encloses more space. A geodesic dome is a portion of a sphere constructed with triangles. It has been called "the strongest, lightest and most efficient means of enclosing space known to man."

Geodesic domes may also help us learn how to live on another planet. In 2017, the United Arab Emirates began construction on Mars Science City, a series of interconnecting geodesic domes designed to be a realistic model for living on Mars. The city will cover 1.9 million square feet, and its walls will be 3D-printed using sand from the desert.



The city will contain laboratories to address food, sustainability, and energy issues all over the world. Finally, the project will implement an experiment wherein a team will spend a year living in the simulated planet for a year.



Activity 1.1 Properties of Triangles.

Materials: You will need paper and pencil, scissors, a ruler and compass, and two plastic straws.

Prepare: Cut the straw into pieces of lengths 2 inches, 3 inches, and 6 inches. Use the ruler to draw a large triangle, and cut it out.

A What do we know about the sides of a triangle?

- 1
 - a Can you make a triangle with sides of length 2 inches, 3 inches, and 6 inches?
 - b Use the pieces of length 2 inches and 3 inches to form two sides of a triangle. What happens to the length of the third side as you increase the angle between the first two sides?
 - c What is the longest that the third side could be? What is the smallest?
- 2 Two sides of a triangle are 6 centimeters and 8 centimeters long. What are the possible lengths of the third side?
- 3 Two sides of a triangle are p units and q units long. What are the possible lengths of the third side?

B What do we know about the angles of a triangle?

- 1 Use a protractor to measure the three angles of the paper triangle in degrees. Now add up the three angles. What is their sum?
- 2 Tear off the three corners of the triangle. Place them side-by-side with their vertices (tips) at the same point. What do you find?

3 How are your answers to parts (1) and (2) related?

C How are the sides and angles of a triangle related?

1 A standard way to label a triangle is to call the angles A , B , and C . The side opposite angle A is called a , the side opposite angle B is called b , and the side opposite angle C is called c . Sketch a triangle and label it with standard notation.

2 Using a ruler, carefully draw a triangle and label it with standard notation so that $a > b > c$. Now use a protractor to measure the angles and list them in order from largest to smallest. What do you observe?

3 Using a ruler, carefully draw another triangle and label it with standard notation so that $A > B > C$. Now use a ruler to measure the sides and list them in order from largest to smallest. What do you observe?

D What do we know about right triangles?

1 The side opposite the 90° angle in a right triangle is called the **hypotenuse**. Why is the hypotenuse always the longest side of a right triangle?

2 The Pythagorean theorem states that:

IF: a , b , and c are the sides of a right triangle, and c is the hypotenuse
 THEN: $a^2 + b^2 = c^2$

The "if" part of the theorem is called the **hypothesis**, and the "then" part is called the **conclusion**. The **converse** of a theorem is the new statement you obtain when you interchange the hypothesis and the conclusion. Write the converse of the Pythagorean theorem.

3 The converse of the Pythagorean theorem is also true. Use the converse to decide whether each of the following triangles is a right triangle. Support your conclusions with calculations.

a $a = 9$, $b = 16$, $c = 25$

b $a = 12$, $b = 16$, $c = 20$

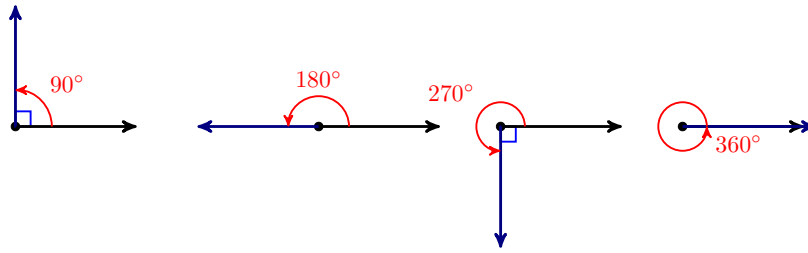
c $a = \sqrt{8}$, $b = \sqrt{5}$, $c = \sqrt{13}$

d $a = \frac{\sqrt{3}}{2}$, $b = \frac{1}{2}$, $c = 1$

1.1 Angles and Triangles

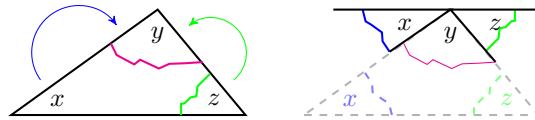
Historically, trigonometry began as the study of triangles and their properties. Let's review some definitions and facts from geometry.

- We measure angles in degrees.
- One full rotation is 360° , as shown below.
- Half a full rotation is 180° and is called a **straight angle**.
- One quarter of a full rotation is 90° and is called a **right angle**.



Triangles

If you tear off the corners of any triangle and line them up, as shown below, they will always form a straight angle.

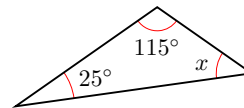


Sum of angles in a triangle.

1. The sum of the angles in a triangle is 180° .

Example 1.1

Two of the angles in the triangle at right are 25° and 115° . Find the third angle.



Solution. To find the third angle, we write an equation.

$$x + 25 + 115 = 180$$

Simplify the left side.

$$x + 140 = 180$$

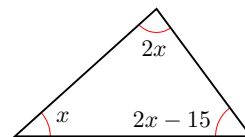
Subtract 140 from both sides.

$$x = 40$$

The third angle is 40° . □

Checkpoint 1.2

Find each of the angles in the triangle at right.



Answer. $x = 39^\circ$, $2x = 78^\circ$, $2x - 15 = 63^\circ$

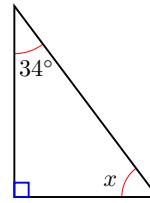
Some special categories of triangles are particularly useful. Most important of these are the **right triangles**.

Right triangle.

2. A right triangle has one angle of 90° .

Example 1.3

One of the smaller angles of a right triangle is 34° . What is the third angle?



Solution. The sum of the two smaller angles in a right triangle is 90° . So

$$\begin{aligned} x + 34 &= 90 && \text{Subtract 34 from both sides.} \\ x &= 56 \end{aligned}$$

The unknown angle must be 56° . □

Checkpoint 1.4 Two angles of a triangle are 35° and 45° . Can it be a right triangle?

Answer. No

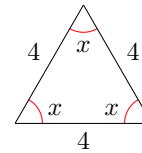
An **equilateral** triangle has all three sides the same length.

Angles of equilateral triangle.

3. All of the angles of an equilateral triangle are equal.

Example 1.5

All three sides of a triangle are 4 feet long. Find the angles.



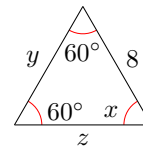
Solution. The triangle is equilateral, so all of its angles are equal. Thus

$$\begin{aligned} 3x &= 180 && \text{Divide both sides by 3.} \\ x &= 60 \end{aligned}$$

Each of the angles is 60° . □

Checkpoint 1.6

Find x , y , and z in the triangle at right.



Answer. $x = 60^\circ$, $y = 8$, $z = 8$

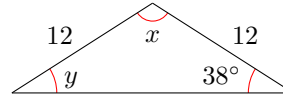
An **isosceles** triangle has two sides of equal length. The angle between the equal sides is the **vertex angle**. The other two angles are the **base angles**.

Base angles of an isosceles triangle.

4. The base angles of an isosceles triangle are equal.

Example 1.7

Find x and y in the triangle at right.



Solution. The triangle is isosceles, so the base angles are equal. Therefore, $y = 38^\circ$. To find the vertex angle, we solve

$$x + 38 + 38 = 180$$

$$x + 76 = 180$$

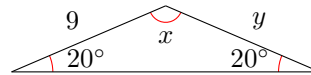
Subtract 76 from both sides.

$$x = 104$$

The vertex angle is 104° . □

Checkpoint 1.8

Find x and y in the figure at right.

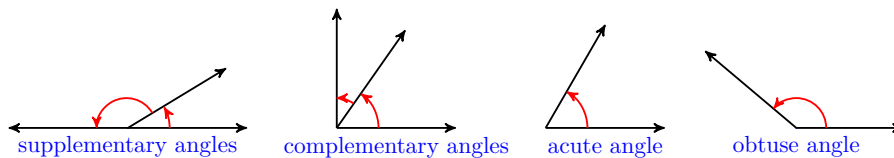


Answer. $x = 140^\circ$, $y = 9$

Angles

In addition to the facts about triangles reviewed above, there are several useful properties of angles.

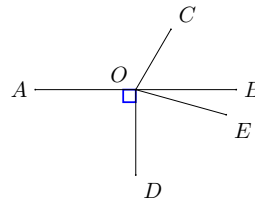
- Two angles that add to 180° are called **supplementary**.
- Two angles that add to 90° are called **complementary**.
- Angles between 0° and 90° are called **acute**.
- Angles between 90° and 180° are called **obtuse**.



Example 1.9

In the figure at right,

- $\angle AOC$ and $\angle BOC$ are supplementary.
- $\angle DOE$ and $\angle BOE$ are complementary.
- $\angle AOC$ is obtuse,
- and $\angle BOC$ is acute.

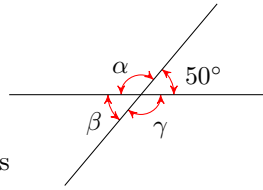


□

In trigonometry we often use lower-case Greek letters to represent unknown angles (or, more specifically, the measure of the angle in degrees). In the next [exercise](#), we use the Greek letters α (alpha), β (beta), and γ (gamma).

Checkpoint 1.10 In the figure, α , β , and γ denote the measures of the angles in degrees.

- a Find the measure of angle α .
- b Find the measure of angle β .
- c Find the measure of angle γ .
- d What do you notice about the measures of the angles?



Answer. $\alpha = 130^\circ$, $\beta = 50^\circ$, $\gamma = 130^\circ$. The non-adjacent angles are equal.

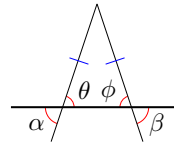
Non-adjacent angles formed by the intersection of two straight lines are called **vertical angles**. In the previous exercise, the angles labeled α and γ are vertical angles, as are the angles labeled β and 50° .

Vertical Angles.

5. Vertical angles are equal.

Example 1.11

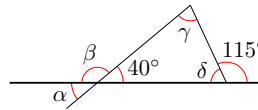
Explain why $\alpha = \beta$ in the triangle at right.



Solution. Because they are the base angles of an isosceles triangle, θ (theta) and ϕ (phi) are equal. Also, $\alpha = \theta$ because they are vertical angles, and similarly $\beta = \phi$. Therefore, $\alpha = \beta$ because they are equal to equal quantities. \square

Checkpoint 1.12

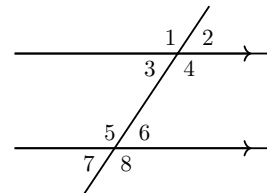
Find all the unknown angles in the figure at right. (You will find a list of all the Greek letters and their names at the end of this section.)



Answer. $\alpha = 40^\circ$, $\beta = 140^\circ$, $\gamma = 75^\circ$, $\delta = 65^\circ$

A line that intersects two parallel lines forms eight angles, as shown in the figure below. There are four pairs of vertical angles, and four pairs of **corresponding angles**, or angles in the same position relative to the transversal on each of the parallel lines.

For example, the angles labeled 1 and 5 are corresponding angles, as are the angles labeled 4 and 8. Finally, angles 3 and 6 are called **alternate interior angles**, and so are angles 4 and 5.

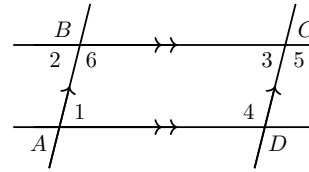


Parallels lines cut by a transversal.

6. If parallel lines are intersected by a transversal, the alternate interior angles are equal. Corresponding angles are also equal.

Example 1.13

The parallelogram $ABCD$ shown at right is formed by the intersection of two sets of parallel lines. Show that the opposite angles of the parallelogram are equal.



Solution. Angles 1 and 2 are equal because they are alternate interior angles, and angles 2 and 3 are equal because they are corresponding angles. Therefore angles 1 and 3, the opposite angles of the parallelogram, are equal. Similarly, you can show that angles 4, 5, and 6 are equal. \square

Checkpoint 1.14 Show that the adjacent angles of a parallelogram are supplementary. (You can use angles 1 and 4 in the parallelogram of the previous example.)

Answer. Note that angles 2 and 6 are supplementary because they form a straight angle. Angle 1 equals angle 2 because they are alternate interior angles, and similarly angle 4 equals angle 5. Angle 5 equals angle 6 because they are corresponding angles. Thus, angle 4 equals angle 6, and angle 1 equals angle 2. So angles 4 and 1 are supplementary because 2 and 6 are.

Note 1.15 In the Section 1.1 Summary, you will find a list of vocabulary words and a summary of the facts from geometry that we reviewed in this section. You will also find a set of study questions to test your understanding, and a list of skills to practice in the homework problems.

Table 1.16 Lower Case Letters in the Greek Alphabet

| Greek Alphabet | | | | | |
|----------------|-------|------------|---------|------------|---------|
| α | alpha | β | beta | γ | gamma |
| δ | delta | ϵ | epsilon | ζ | zeta |
| η | eta | θ | theta | ι | iota |
| κ | kappa | λ | lambda | μ | mu |
| ν | nu | ξ | xi | \omicron | omicron |
| π | pi | ρ | rho | σ | sigma |
| τ | tau | υ | upsilon | ϕ | phi |
| χ | chi | ψ | psi | ω | omega |

Review the following skills you will need for this section.

Algebra Refresher 1.2

Solve the equation.

1. $x - 8 = 19 - 2x$

2. $2x - 9 = 12 - x$

3. $13x + 5 = 2x - 28$

4. $9 + 9x = -7 + x$

Solve the system.

5. $5x - 2y = -13$

6. $4x + 3y = 9$

$2x + 3y = -9$

$3x + 2y = 8$

Algebra Refresher Answers

1 9

3 -3

5 $x = -3, y = -1$

2 7

4 -2

6 $x = 6, y = -5$

Section 1.1 Summary

Vocabulary

- Right angle
- Straight angle
- Right triangle
- Equilateral triangle
- Isosceles triangle
- Vertex angle
- Base angle
- Supplementary
- Complementary
- Acute
- Obtuse
- Vertical angles
- Transversal
- Corresponding angles
- Alternate interior angles

Concepts

Facts from Geometry.

1. The sum of the angles in a triangle is 180° .
2. A right triangle has one angle of 90° .
3. All of the angles of an equilateral triangle are equal.
4. The base angles of an isosceles triangle are equal.
5. Vertical angles are equal.
6. If parallel lines are intersected by a transversal, the alternate interior angles are equal. Corresponding angles are also equal.

Study Questions

- 1 Is it possible to have more than one obtuse angle in a triangle? Why or why not?
- 2 Draw any quadrilateral (a four-sided polygon) and divide it into two triangles by connecting two opposite vertices by a diagonal. What is the sum of the angles in your quadrilateral?
- 3 What is the difference between a vertex angle and vertical angles?
- 4 Can two acute angles be supplementary?
- 5 Choose any two of the eight angles formed by a pair of parallel lines cut by a transversal. Those two angles are either equal or _____ .

Skills

Practice each skill in the Homework Problems listed.

- 1 Sketch a triangle with given properties #1–6
- 2 Find an unknown angle in a triangle #7–12, 17–20
- 3 Find angles formed by parallel lines and a transversal #13–16, 35–44
- 4 Find exterior angles of a triangle #21–24
- 5 Find angles in isosceles, equilateral, and right triangles #25–34
- 6 State reasons for conclusions #45–48

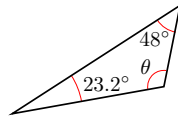
Homework 1.1

Exercise Group. For Problems 1–6, sketch and label a triangle with the given properties.

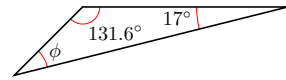
1. An isosceles triangle with vertex angle 30°
2. A scalene triangle with one obtuse angle (**Scalene** means three unequal sides.)
3. A right triangle with legs 4 and 7
4. An isosceles right triangle
5. An isosceles triangle with one obtuse angle
6. A right triangle with one angle 20°

Exercise Group. For Problems 7–20, find each unknown angle.

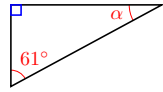
7.



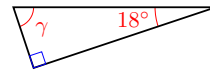
8.



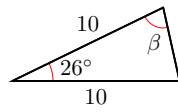
9.



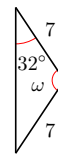
10.



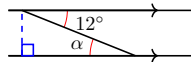
11.



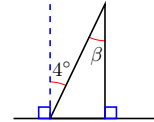
12.



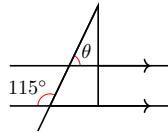
13.



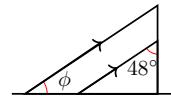
14.



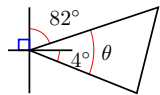
15.



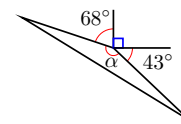
16.



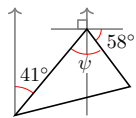
17.



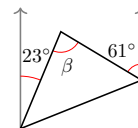
18.



19.



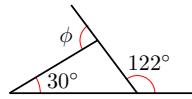
20.



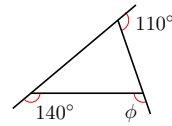
Exercise Group. In Problems 21 and 22, the angle labeled ϕ is called an

exterior angle of the triangle, formed by one side and the extension of an adjacent side. Find ϕ .

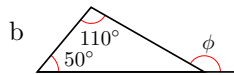
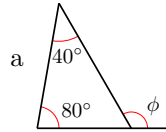
21.



22.

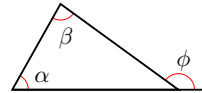


23. In parts (a) and (b), find the exterior angle ϕ .



c Find an algebraic expression

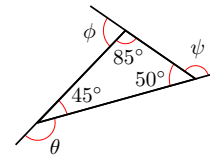
for ϕ .



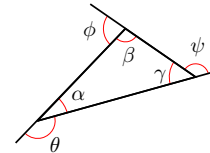
d Use your answer to part (c) to write a rule for finding an exterior angle of a triangle.

24.

a Find the three exterior angles of the triangle. What is the sum of the exterior angles?

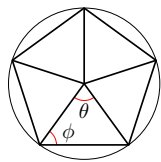


b Write an algebraic expression for each exterior angle in terms of one of the angles of the triangle. What is the sum of the exterior angles?

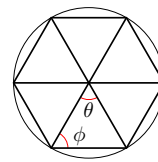


Exercise Group. In Problems 25 and 26, the figures inscribed are **regular polygons**, which means that all their sides are the same length, and all the angles have the same measure. Find the angles θ and ϕ .

25.

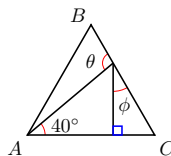


26.

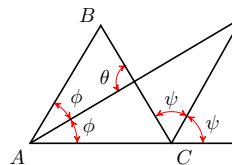


Exercise Group. In problems 27 and 28, $\triangle ABC$ is equilateral. Find the unknown angles.

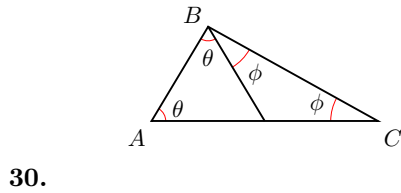
27.



28.

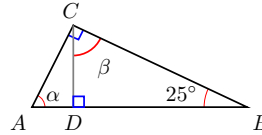


29.



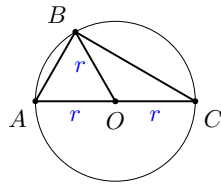
- a $2\theta + 2\phi =$ _____
 b $\theta + \phi =$ _____
 c $\triangle ABC$ is _____

Find α and β .



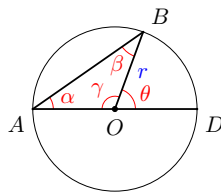
31.

- a Explain why $\angle OAB$ and $\angle ABO$ are equal in measure.
 b Explain why $\angle OBC$ and $\angle BCO$ are equal in measure.
 c Explain why $\angle ABC$ is a right angle. (Hint: Use Problem 29.)



32.

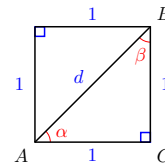
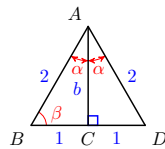
- a Compare θ with $\alpha + \beta$. (Hint: What do you know about supplementary angles and the sum of angles in a triangle?)
 b Compare α and β .
 c Explain why the **inscribed angle** $\angle BAO$ is half the size of the **central angle** $\angle BOD$.



Exercise Group.

33. Find α and β .

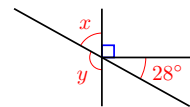
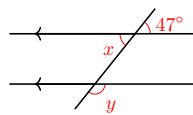
34. Find α and β .



Exercise Group. In Problems 35–44, arrows on a pair of lines indicate that they are parallel. Find x and y .

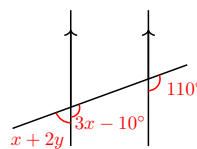
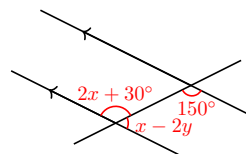
35.

36.

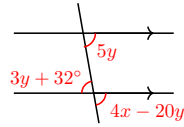


37.

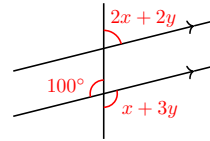
38.



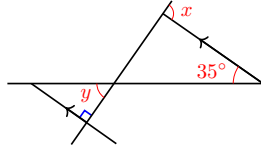
39.



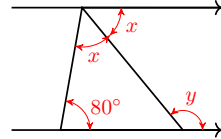
40.



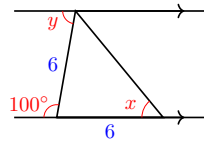
41.



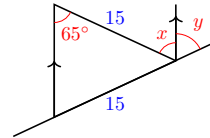
42.



43.

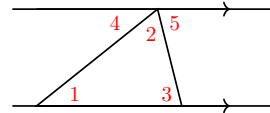


44.



45.

- a Among the angles labeled 1 through 5 in the figure at right, find two pairs of equal angles.

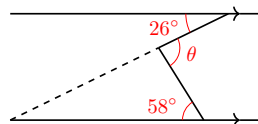


- b $\angle 4 + \angle 2 + \angle 5 =$ _____

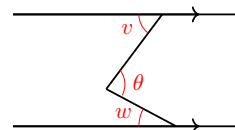
- c Use parts (a) and (b) to explain why the sum of the angles of a triangle is 180°

46.

- a In the figure below, find θ , and justify your answer.

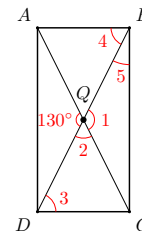


- b Write an algebraic expression for θ in the figure below.



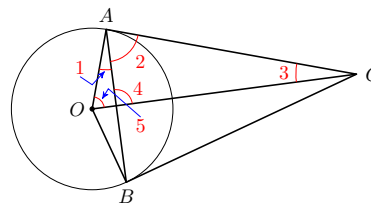
47.

$ABCD$ is a rectangle. The diagonals of a rectangle bisect each other. In the figure, $\angle A Q D = 130^\circ$. Find the angles labeled 1 through 5 in order, and give a reason for each answer.



48.

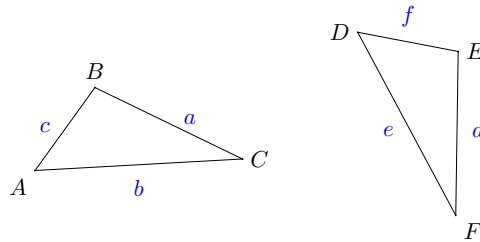
A tangent meets the radius of a circle at a right angle. In the figure, $\angle A O B = 140^\circ$. Find the angles labeled 1 through 5 in order, and give a reason for each answer.



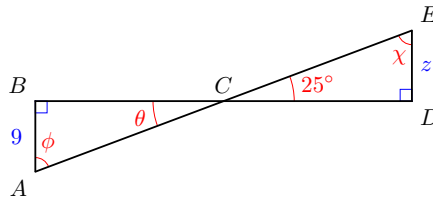
1.2 Similar Triangles

Congruent Triangles

Two triangles are **congruent** if they have exactly the same size and shape. This means that their corresponding angles are equal, and their corresponding sides have the same lengths, as shown below.



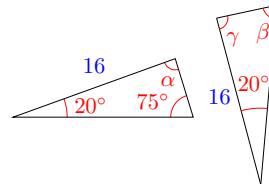
Example 1.17 The two triangles below are congruent. List the corresponding parts, and find the angles θ , ϕ , and χ , and side z .



Solution. In these triangles, $\angle B = \angle D$ because they are both right angles, and $\angle BCA = \angle DCE$ because they are vertical angles, so $\theta = 25^\circ$. The third angles, $\angle A$ and $\angle E$, must also be equal, so $\phi = \chi = 65^\circ$. (Do you see why?) The sides opposite each pair of corresponding angles are equal, so $AB = DE$, $BC = CD$ and $AC = CE$. In particular, we find that $z = 9$. \square

Checkpoint 1.18

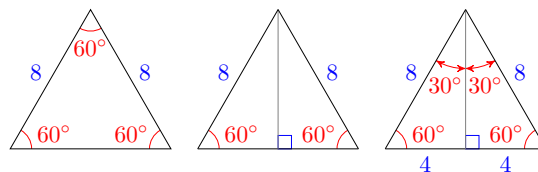
The two triangles at right are congruent. Find the values of α , β , and γ .



Answer. $\alpha = 85^\circ$, $\beta = 75^\circ$, $\gamma = 85^\circ$

Recall that the **altitude** of a triangle is the segment from one vertex of the triangle perpendicular to the opposite side.

Example 1.19 Show that the altitude of an equilateral triangle divides it into two congruent right triangles.



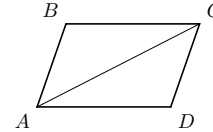
Solution. Consider for example an equilateral triangle of side 8 inches, as shown above. The altitude is perpendicular to the base, so each half of the original triangle is a right triangle. Because each right triangle contains a 60°

angle, the remaining angle in each triangle must be $90^\circ - 60^\circ = 30^\circ$. Both triangles have a side of length 8 between the angles of 30° and 60° , so they are congruent. (Consequently, the short sides of the congruent triangles are equal, so each is half the original base.) \square

The triangles in the previous example are a special type of right triangle called 30° - 60° - 90° triangles. Notice that in these triangles, the **leg** opposite the 30° angle is half the length of the **hypotenuse**.

Checkpoint 1.20

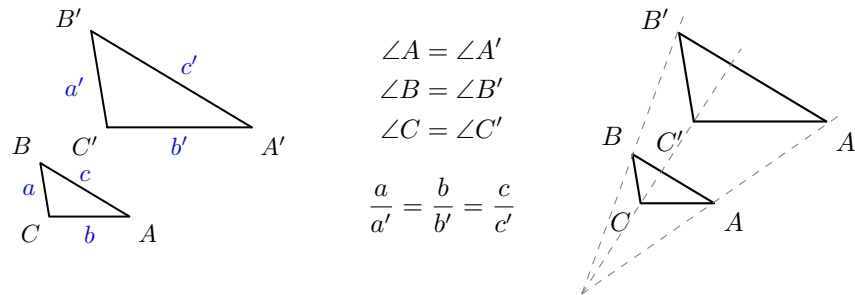
The diagonal of a **parallelogram** divides it into two congruent triangles, as shown at right. List the corresponding parts of the two triangles, and explain why each pair is equal.



Answer. $\angle BCA = \angle CAD$ and $\angle BAC = \angle ACD$ because they are alternate interior angles. If two pairs of angles in a triangle are equal, so is the third pair, so $\angle B = \angle D$. $BC = AD$ and $AB = CD$ because they are opposite sides of a parallelogram, and $AC = AC$.

Similar Triangles

Two triangles are **similar** if they have the same shape but not necessarily the same size. The corresponding angles are equal, and the corresponding sides are **proportional**. We can think of one similar triangle as an enlargement or a reduction of the other. (See the figures below.)



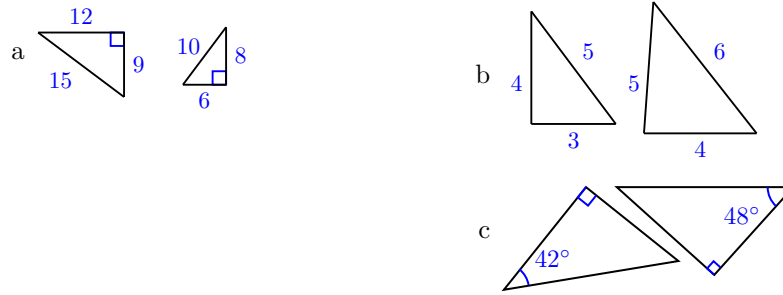
To decide whether two triangles are similar, it turns out that we need to verify only one of the two conditions for similarity, and the other condition will be true automatically.

Similar Triangles.

Two triangles are similar if either

- 1 their corresponding angles are equal, or
- 2 their corresponding sides are proportional.

Example 1.21 Which of the pairs of triangles shown below are similar?



Solution.

- a We will check whether the corresponding sides are proportional. We compute the ratios of the corresponding sides, making sure to write each ratio in the same order, $\frac{\text{larger triangle}}{\text{smaller triangle}}$. (The other order, $\frac{\text{smaller triangle}}{\text{larger triangle}}$, would also work, as long as we use the same order for all the ratios.)

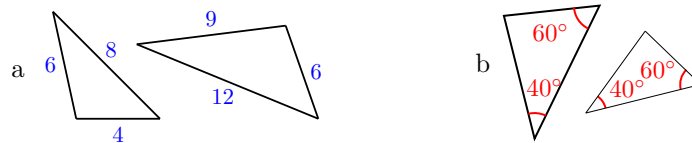
$$\text{shorter legs: } \frac{9}{6} \quad \text{longer legs: } \frac{12}{8} \quad \text{hypotenuses: } \frac{15}{10}$$

Because all of these ratios are equal to 1.5, the triangles are similar.

- b The ratios of corresponding sides are not equal: the ratio of the longest sides is $\frac{6}{5}$, but the ratio of the smallest sides is $\frac{4}{3}$. The triangles are not similar.
- c The missing angle of the first right triangle is 48° , and the missing angle in the second right triangle is 42° , so three pairs of angles match. The triangles are similar.

□

Checkpoint 1.22 Are the triangles below similar? Explain why or why not in each case.



Answer. a. The triangles are similar because $\frac{4}{6} = \frac{6}{9} = \frac{8}{12}$, so the sides are proportional.

b. The third angle in both triangles is 80° , so the triangles are similar because their corresponding angles are equal.

Note 1.23 In part (b) of the previous exercise, note that the third angle in each triangle must be 80° , because the sum of the angles is 180° . Thus, we need only show that *two* pairs of angles are equal to show that two triangles are similar.

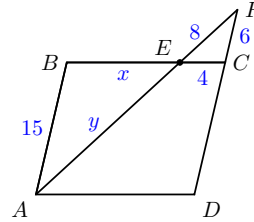
Using Proportions with Similar Triangles

The figure in the next example shows a parallelogram $ABCD$ and two triangles, $\triangle ABE$ and $\triangle FCE$. Can we find the unknown lengths x and y in the larger triangle?

First note that two pairs of corresponding angles in the triangles are equal:

$\angle BEA$ and $\angle FEC$ are vertical angles, and $\angle EFC$ and $\angle BAE$ are alternate interior angles. But if two pairs of corresponding angles are equal, then the third pair must be equal also. This means that the two triangles are similar, and we can use the fact that their corresponding sides are proportional to find x and y .

Example 1.24



Find the value of x in the figure at right.

Solution. We see that x is the length of the shortest side in $\triangle ABE$. We know the short side in $\triangle FCE$ and the lengths of the medium sides in each triangle. If we form the ratios of the short sides and the medium sides, we obtain the following proportion.

$$\frac{\text{larger triangle}}{\text{smaller triangle}} : \quad \frac{x}{4} = \frac{15}{6}$$

To solve the proportion, we cross-multiply to get

$$6x = 4(15) = 60 \qquad \text{Divide both sides by 6.}$$

$$x = \frac{60}{6} = 10$$

□

Caution 1.25 Remember that “cross-multiplying” is a short-cut technique for solving proportions. It does not work for other operations involving fractions.

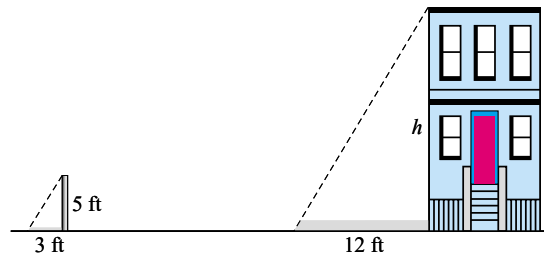
Checkpoint 1.26 Find the value of y in the previous example.

Answer. $y = 20$

Similar Right Triangles

If two *right* triangles have one pair of corresponding acute angles with the same measure, then the triangles are similar. We can use this fact about right triangles to make indirect measurements.

Example 1.27 Delbert would like to know the height of a certain building. He gets Francine to hold up a 5-foot pole near the building and measures the length of its shadow. The shadow of the pole is 3 feet long, and the shadow of the building is 12 feet long.



- a Use similar triangles to write a proportion involving the height of the building.
- b Solve the proportion to find the height of the building.

Solution.

- a In the figure above we see two right triangles: One triangle is formed by the building and its shadow, and the other by the pole and its shadow. Because the light rays from the sun are parallel, the two angles at the tips of the shadows are equal. Thus, the two right triangles are similar, and their corresponding sides are proportional. The ratios of heights and bases in the two triangles yield the proportion

$$\frac{\text{larger triangle}}{\text{smaller triangle}} : \quad \frac{h}{5} = \frac{12}{3}$$

- b To solve the proportion, we cross-multiply to get

$$3h = 5(12) = 60 \quad \text{Divide both sides by 3.}$$

$$h = \frac{60}{3} = 20$$

The building is 20 feet tall.

□

Checkpoint 1.28 Earlier we created a 30° - 60° - 90° triangle in which the shorter leg was 4 inches and the hypotenuse was 8 inches. The hypotenuse of another 30° - 60° - 90° triangle is 5 feet. What is the length of the side opposite the 30° angle?

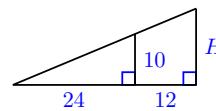
Answer. 2.5 feet

Overlapping Triangles

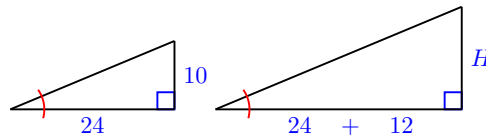
In some applications, similar triangles may share a side or an angle.

Example 1.29

Identify two similar triangles in the figure at right, and write a proportion to find H .



Solution. The two triangles overlap, sharing the marked angle, as shown below. Because each triangle also has a right angle, they are similar.



Note that the base of the larger triangle is $24 + 12 = 36$. The ratio of the heights and the ratio of the bases must be equal, so we write the following proportion.

$$\frac{H}{10} = \frac{36}{24} \quad \text{Cross-multiply.}$$

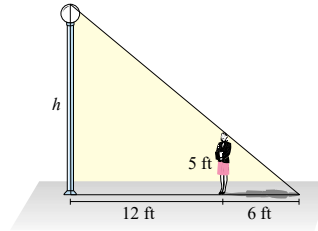
$$24H = 360 \quad \text{Divide both sides by 24.}$$

$$H = \frac{360}{24} = 15$$

□

Checkpoint 1.30

Heather wants to know the height of a street lamp. She discovers that when she is 12 feet from the lamp, her shadow is 6 feet long. Find the height of the street lamp.



Answer. 15 feet

Review the following skills you will need for this section.

Algebra Refresher 1.3

Which of the following expressions and equations are proportions?

1. $\frac{7}{x} = \frac{3}{5}$

2. $\frac{x}{2} = \frac{8}{x+2}$

3. $1 + \frac{x}{4} = \frac{2x}{3}$

4. $\frac{6}{x} + \frac{x}{5}$

5. $\frac{3}{x+1} \cdot \frac{2x}{5}$

6. $\frac{1}{x} + \frac{2}{3x} = \frac{x-2}{2}$

Solve each equation. Begin by writing an equivalent equation without fractions: multiply both sides by the LCD.

7. $\frac{x}{12} = \frac{3}{x}$

8. $1 + \frac{x}{2} = \frac{2x}{5}$

Algebra Refresher Answers

Only 1 and 2 are proportions.

7. ± 6

8. -10

Section 1.2 Summary**Vocabulary**

Look up the definitions of new terms in the Glossary.

- Congruent
- Altitude
- Leg
- Hypotenuse
- Parallelogram
- Similar
- Proportional

Concepts

- 1 Two triangles are **congruent** if they have exactly the same size and shape.
- 2 The **altitude** of an equilateral triangle divides it into two congruent right triangles.
- 3 In a 30° - 60° - 90° right triangle, the **leg** opposite the 30° angle is half the length of the **hypotenuse**.

- 4 Two triangles are **similar** if they have the same shape but not necessarily the same size. The corresponding angles are equal, and the corresponding sides are **proportional**.

Similar Triangles.

Two triangles are similar if either

5 1 their corresponding angles are equal, or

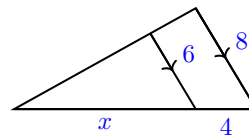
2 their corresponding sides are proportional.

- 6 If two *right* triangles have *one* pair of corresponding acute angles with the same measure, then the triangles are similar.

Study Questions

- 1 What is the difference between congruent triangles and similar triangles?
- 2 What is the name of the short-cut method for solving proportions? Why does the method work?
- 3 In two triangles, if two corresponding pairs of angles are equal, are the triangles similar? How do you know?

- 4 For the triangles shown, which of the following equations is true? Explain why.



a $\frac{4}{x} = \frac{6}{8}$

b $\frac{x}{4} = \frac{6}{8}$

c $\frac{x}{x+4} = \frac{6}{8}$

d $\frac{x}{x+4} = \frac{6}{14}$

Skills

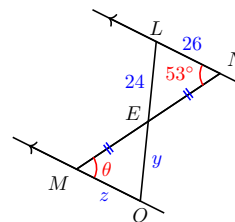
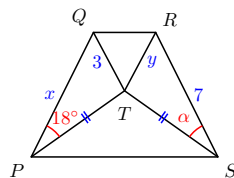
Practice each skill in the Homework Problems listed.

- 1 Identify congruent triangles and find unknown parts #1-6
- 2 Identify similar triangles #7-10
- 3 Find unknown parts of similar triangles #11-20
- 4 Solve problems using proportions and similar triangles #21-26
- 5 Use proportions to relate sides of similar triangles #27-38

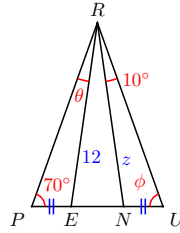
Homework 1.2

Exercise Group. In Problems 1–4, name two congruent triangles and find the unknown quantities.

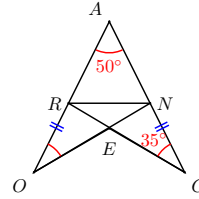
1. $PQRS$ is an isosceles trapezoid.
- 2.



3. $\triangle PRU$ is isosceles.



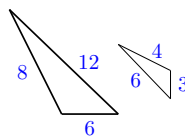
4. $\triangle PRU$ is isosceles and $OR = NG$. Find $\angle RNG$ and $\angle RNO$.



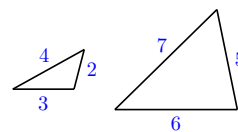
5. Delbert and Francine want to measure the distance across a stream. They mark point A directly across the stream from a tree at point T on the opposite bank. Delbert walks from point A down the bank a short distance to point B and sights the tree. He measures the angle between his line of sight and the streambank.
- Draw a figure showing the stream, the tree, and right triangle ABT .
 - Meanwhile Francine, who was still standing at point A , walks away from the stream at right-angles to Delbert's path. Delbert watches her progress, and tells her to stop at point C when the angle between the stream bank and his line of sight to Francine is the same as the angle from the stream bank to the tree. Add triangle ABC to your figure.
 - Delbert now measures the distance from point A to Francine at point C . Explain why this distance is the same as the distance across the stream.
6. If you have a baseball cap, here is another way to measure the distance across a river. Stand at point A directly across the river from a convenient landmark, say a large rock, on the other side. Tilt your head down so that the brim of the cap points directly at the base of the rock, R .
- Draw a figure showing the river, the rock, and right triangle ABR , where B is the location of your baseball cap on your head.
 - Now, without changing the angle of your head, rotate 90° and sight along the bank on your side of the river. Have a friend mark the spot C on the ground where the brim of your cap points. Add triangle ABC to your figure.
 - Finally, you can measure the distance from point A to point C . Explain why this distance is the same as the distance across the river.

Exercise Group. For Problems 7–10, decide whether the triangles are similar, and explain why or why not.

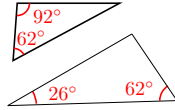
7.



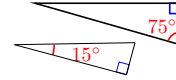
8.



9.

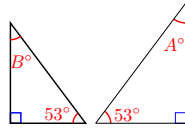


10.

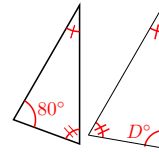


Exercise Group. Assume the triangles in Problems 11–14 are similar. Solve for the variables. (Figures are not drawn to scale.)

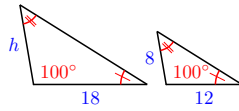
11.



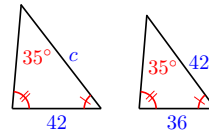
12.



13.

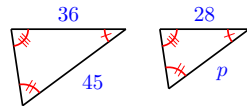


14.

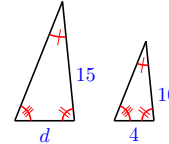


Exercise Group. In Problems 15–20, use properties of similar triangles to solve for the variable.

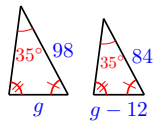
15.



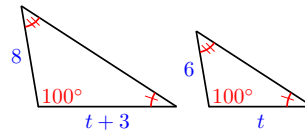
16.



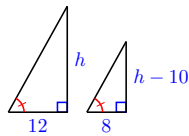
17.



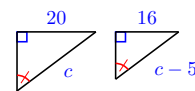
18.



19.



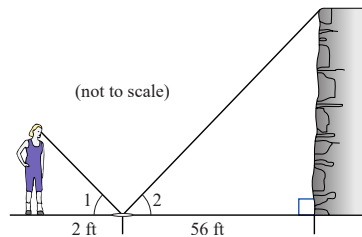
20.



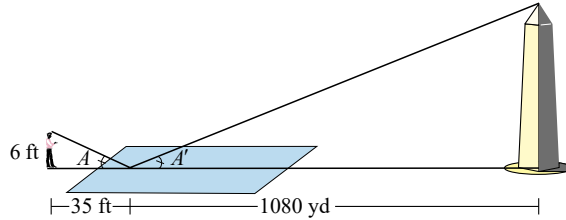
Exercise Group. For Problems 21–26, use properties of similar triangles to solve.

21. A rock climber estimates the height of a cliff she plans to scale as follows. She places a mirror on the ground so that she can just see the top of the cliff in the mirror while she stands straight.

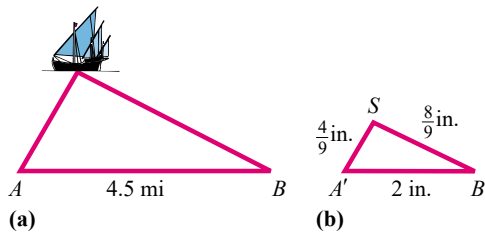
The angles 1 and 2 formed by the light rays are equal, as shown in the figure. She then measures the distance to the mirror (2 feet) and the distance from the mirror to the base of the cliff (56 feet). If she is 5 feet 6 inches tall, how high is the cliff?



22. Edo estimates the height of the Washington Monument as follows. He notices that he can see the reflection of the top of the monument in the reflecting pool. He is 35 feet from the tip of the reflection, and that point is 1080 yards from the base of the monument, as shown below. From his physics class Edo knows that the angles marked and are equal. If Edo is 6 feet tall, what is his estimate for the height of the Washington Monument?

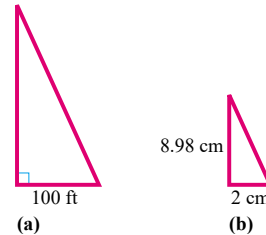


23. In the sixth century BC, the Greek philosopher and mathematician Thales used similar triangles to measure the distance to a ship at sea. Two observers on the shore at points A and B would sight the ship and measure the angles formed, as shown in figure (a). They would then construct a similar triangle as shown in figure (b), with the same angles at A' and B' , and measure its sides. (This method is called *triangulation*.) Use the lengths given in the figures to find the distance from observer to the ship.



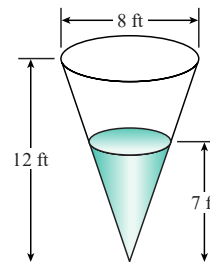
24. The Capilano Suspension Bridge is a footbridge that spans a 230-foot gorge north of Vancouver, British Columbia. Before crossing the bridge, you decide to estimate its length.

You walk 100 feet downstream from the bridge and sight its far end, noting the angle formed by your line of sight, as shown in figure (a). You then construct a similar right triangle with a two-centimeter base, as shown in figure (b). You find that the height of your triangle is 8.98 centimeters. How long is the Capilano Suspension Bridge?



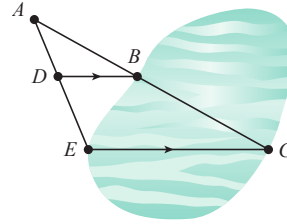
- 25.

A conical tank is 12 feet deep and the diameter of the top is 8 feet. If the tank is filled with water to a depth of 7 feet as shown in the figure at right, what is the area of the exposed surface of the water?



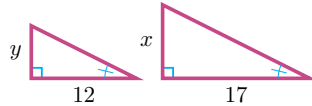
26.

To measure the distance EC across the lake shown in the figure at right, stand at A and sight point C across the lake, then mark point B . Then sight to point E and mark point D so that DB is parallel to EC . If $AD = 25$ yards, $AE = 60$ yards, and $BD = 30$ yards, how wide is the lake?

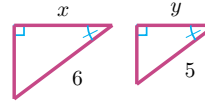


Exercise Group. In Problems 27–28, the pairs of triangles are similar. Solve for y in terms of x . (The figures are not drawn to scale.)

27.

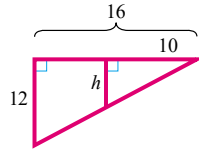


28.

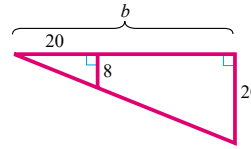


Exercise Group. For Problems 29–34, use properties of similar triangles to solve for the variable.

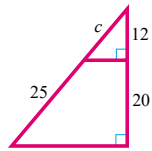
29.



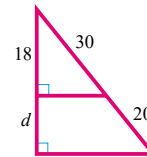
30.



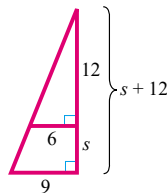
31.



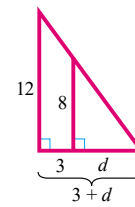
32.



33.

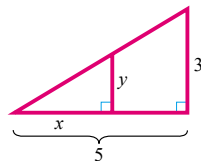


34.

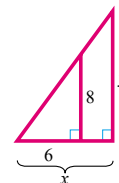


Exercise Group. In Problems 35–38, solve for y in terms of x .

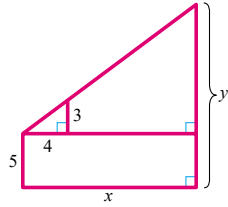
35.



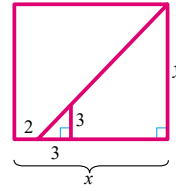
36.



37.



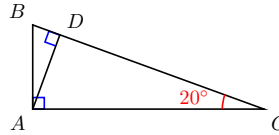
38.



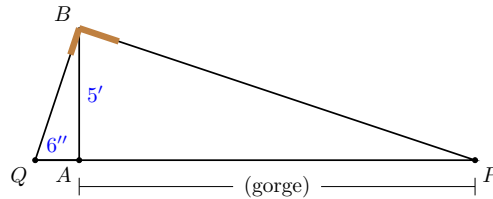
39. Triangle ABC is a right triangle, and AD meets the hypotenuse BC at a right angle.

a If $\angle ACB = 20^\circ$, find $\angle B$, $\angle CAD$, and $\angle DAB$.

b Find two triangles similar to $\triangle ABC$. List the corresponding sides in each of the triangles.



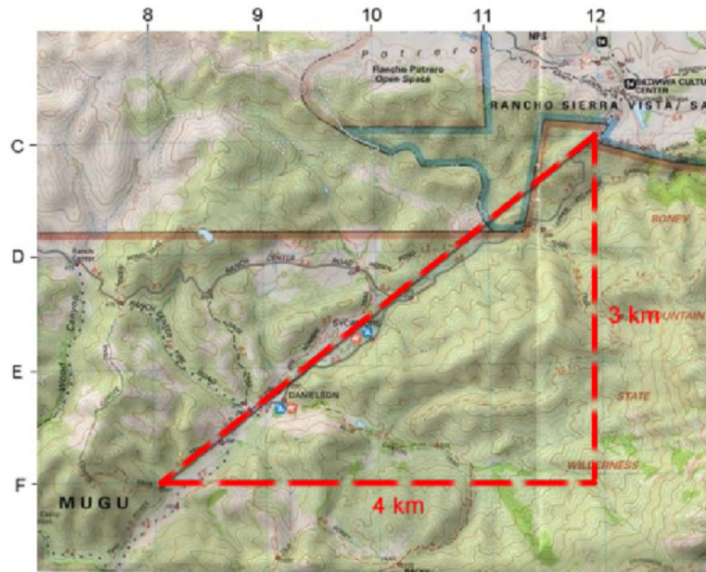
40. Here is a way to find the distance across a gorge using a carpenter's square and a five-foot pole. Plant the pole vertically on one side of the gorge at point A and place the angle of the carpenter's square on top of the pole at point B , as shown in the figure. Sight along one side of the square so that it points to the opposite side of the gorge at point P . Without moving the square, sight along the other side and mark point Q . If the distance from Q to A is six inches, calculate the width of the gorge. Explain your method.



1.3 Circles

The Distance Formula

Delbert is hiking in the Santa Monica mountains, and he would like to know the distance from the Sycamore Canyon trail head, located at 12-C on his map, to the Coyote Trail junction, located at 8-F, as shown below.



Each interval on the map represents one kilometer. Delbert remembers the **Pythagorean theorem**, and uses the map coordinates to label the sides of a right triangle. The distance he wants is the hypotenuse of the triangle, so

$$d^2 = 4^2 + 3^2 = 16 + 9 = 25$$

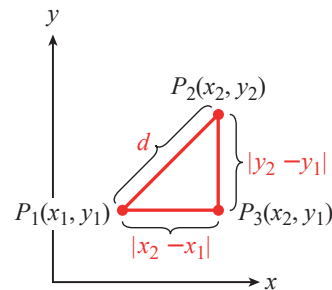
$$d = \sqrt{25} = 5$$

The straight-line distance to Coyote junction is about 5 kilometers.

The formula for the distance between two points is obtained in the same way.

We first label a right triangle with points P_1 and P_2 on opposite ends of the hypotenuse. (See the figure at right.) The sides of the triangle have lengths $|x_2 - x_1|$ and $|y_2 - y_1|$. We can use the Pythagorean theorem to calculate the distance between P_1 and P_2 :

$$d^2 = (x_2 - x_1)^2 + (y_2 - y_1)^2$$



Taking the (positive) square root of each side of this equation gives us the **distance formula**.

Distance Formula.

The distance d between two points $P_1(x_1, y_1)$ and $P_2(x_2, y_2)$ is

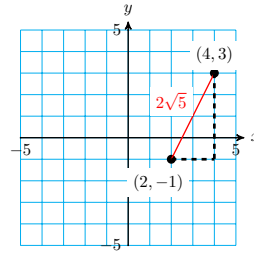
$$d = \sqrt{(x_2 - x_1)^2 + (y_2 - y_1)^2}$$

Example 1.31 Find the distance between $(2, -1)$ and $(4, 3)$.

Solution.

We substitute $(2, -1)$ for (x_1, y_1) and $(4, 3)$ for (x_2, y_2) in the distance formula to obtain

$$\begin{aligned} d &= \sqrt{(x_2 - x_1)^2 + (y_2 - y_1)^2} \\ &= \sqrt{(4 - 2)^2 + [3 - (-1)]^2} \\ &= \sqrt{4 + 16} = \sqrt{20} = 2\sqrt{5} \end{aligned}$$



The exact value of the distance, shown at right, is $2\sqrt{5}$ units. We obtain the same answer if we use $(4, 3)$ for P_1 and $(2, -1)$ for P_2 :

$$\begin{aligned} d &= \sqrt{(2 - 4)^2 + [(-1) - 3]^2} \\ &= \sqrt{4 + 16} = \sqrt{20} = 2\sqrt{5} \end{aligned}$$

We can use a calculator to obtain an approximation for this value, and find

$$2\sqrt{5} \approx 2(2.236) = 4.472$$

□

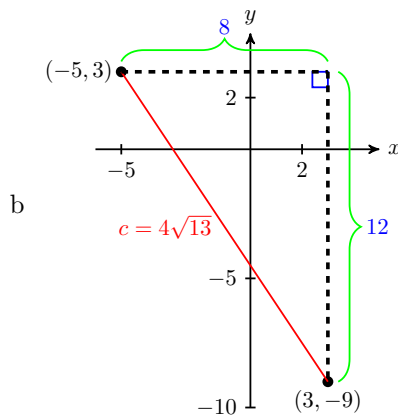
Caution 1.32 In the previous example, the radical $\sqrt{4 + 16}$ cannot be simplified to $\sqrt{4} + \sqrt{16}$. (Do you remember why not?)

Checkpoint 1.33

- Find the distance between the points $(-5, 3)$ and $(3, -9)$.
- Plot the points on a Cartesian grid and show how the Pythagorean theorem is used to calculate the distance.

Answer.

- $4\sqrt{13}$



The points $(-5, 3)$ and $(3, -9)$ are two vertices of a right triangle with one horizontal leg of length 8 and one vertical leg of length 12. The distance between $(-5, 3)$ and $(3, -9)$ is the hypotenuse c .

$$\begin{aligned} c^2 &= 8^2 + 12^2 \\ &= 208 \end{aligned}$$

so

$$c = \sqrt{208} = 4\sqrt{13}$$

Equation for a Circle

A **circle** is the set of all points in a plane that lie at a given distance, called the **radius**, from a fixed point called the **center**. We can use the distance formula to find an equation for a circle.

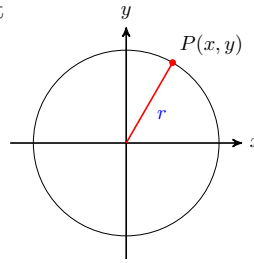
The circle shown below has its center at the origin, $(0, 0)$, and its radius is r .

Now, the distance from the origin to any point $P(x, y)$ on the circle is r . Therefore,

$$\sqrt{(x-0)^2 + (y-0)^2} = r$$

or, squaring both sides,

$$(x-0)^2 + (y-0)^2 = r^2$$



Because every point on the circle must satisfy this equation, we have found an equation for the circle.

Circle.

The equation for a **circle** of radius r centered at the origin is

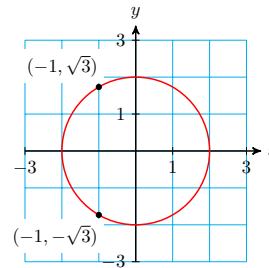
$$x^2 + y^2 = r^2$$

Example 1.34 Find two points on the circle $x^2 + y^2 = 4$ with x -coordinate -1 .

Solution. We substitute $x = -1$ into the equation for the circle, and solve for y .

$$\begin{aligned} (-1)^2 + y^2 &= 4 \\ y^2 &= 4 - 1 = 3 \\ y &= \pm\sqrt{3} \end{aligned}$$

The points are $(-1, \sqrt{3})$ and $(-1, -\sqrt{3})$, as shown at right. Note that $\sqrt{3} \approx 1.732$.



□

Checkpoint 1.35 Find the coordinates of two points on the circle $x^2 + y^2 = 1$ with y -coordinate $\frac{1}{2}$.

Answer. $\left(\frac{\sqrt{3}}{2}, \frac{1}{2}\right), \left(\frac{-\sqrt{3}}{2}, \frac{1}{2}\right)$

Definition 1.36 Unit Circle. The circle in the exercise above, $x^2 + y^2 = 1$, which is centered at the origin and has radius 1 unit, is called the **unit circle**. ◇

Rational and Irrational Numbers

Every common fraction, such as $\frac{3}{4}$, can be written in many equivalent forms, including a decimal form. For example,

$$\frac{3}{4} = \frac{6}{8} = \frac{75}{100} = 0.75 \quad \text{and} \quad \frac{5}{11} = \frac{20}{44} = \frac{50}{110} = 0.\overline{45}$$

where $0.\overline{45}$ is the repeating decimal $0.45454545\dots$

Because the fraction bar denotes division, a fraction is a quotient of two integers, and we can calculate its decimal form by dividing the denominator into the numerator.

Definition 1.37 Rational Number. Any number (including fractions) that can be written as a quotient of two integers $\frac{a}{b}$, where $b \neq 0$, is called a **rational number**. \diamond

The decimal form of a rational number is either a **terminating decimal**, such as 0.75, or a **repeating decimal**, such as $0.\overline{45}$. Thus, we can always write down an exact decimal equivalent for a rational number, although we may choose to round off a particularly long or unwieldy decimal. For example,

$$\frac{3}{7} = 0.\overline{428571} \approx 0.43$$

Caution 1.38 Note that 0.43 is *not* exactly equal to $\frac{3}{7}$; it is an *approximation* for $\frac{3}{7}$, just as 0.33 is an approximation for $\frac{1}{3}$. In our work, it will be important to distinguish between exact values and approximations.

Definition 1.39 Irrational Number. An **irrational number** is one that *cannot* be written as a quotient of two integers $\frac{a}{b}$, where $b \neq 0$. \diamond

Examples of irrational numbers are $\sqrt{3}$, $\sqrt[3]{586}$, and π . The decimal form of an irrational number is nonterminating and nonrepeating. The first few digits of the examples mentioned are

$$\begin{aligned}\sqrt{3} &= 1.732050807568\dots \\ \sqrt[3]{586} &= 8.368209391204\dots \\ \pi &= 3.141592653589\dots\end{aligned}$$

but none of these decimal forms ever ends. Thus, *we cannot write down an exact decimal equivalent for an irrational number*. The best we can do is give a decimal approximation, no matter how many digits we include.

Example 1.40 Which values are exact, and which are approximations?

- | | |
|--------------------------------------|---|
| a $\frac{7}{32} \rightarrow 0.21875$ | c $\sqrt{0.16} \rightarrow 0.4$ |
| b $\sqrt{8} \rightarrow 2.828427125$ | d $\frac{\pi}{2} \rightarrow 1.570796327$ |

Solution.

- a Because $\frac{7}{32}$ is a rational number, it has an exact decimal equivalent. Divide 7 by 32 to see that $\frac{7}{32} = 0.21875$.
- b Because 8 is not a perfect square, $\sqrt{8}$ is irrational, so 2.828427125 is not the exact value of $\sqrt{8}$.
- c $\sqrt{0.16} = \sqrt{\frac{16}{100}} = \frac{4}{10} = 0.4$, so this value is exact.
- d Because $\frac{\pi}{2}$ is an irrational number, it has no decimal equivalent, so 1.570796327 is an approximation.

\square

Checkpoint 1.41 For which numbers can you give an exact decimal equivalent?

- | | | | |
|------------------------|-------------------------|----------|-------------------|
| a $\frac{\sqrt{3}}{2}$ | b $\frac{\sqrt{16}}{3}$ | c 2π | d $\frac{25}{17}$ |
|------------------------|-------------------------|----------|-------------------|

Answer. b, d

Circumference and Area

Recall from geometry that the circumference of a circle is proportional to its radius.

Circumference of a Circle.

The **circumference** of a circle of radius r is given by

$$C = 2\pi r$$

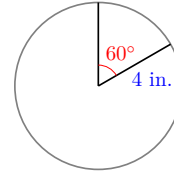
The number π gives the ratio of the circumference of any circle to its diameter. It is an irrational number, $\pi \approx 3.14159$.

The length of a portion, or arc, of a circle, is called its **arclength**.

Example 1.42 Francine baked an apple pie with diameter 8 inches. If Delbert cuts himself a 60° wedge, what is the arclength of the curved edge?

Solution. The radius of the pie is 4 inches, so its circumference is $2\pi(4)$ inches.

A 60° wedge, shown at right, is $\frac{1}{6}$ of the entire pie, so its edge is $\frac{1}{6}$ of the circumference. The exact length of the arc is thus



$$\frac{1}{6}(8\pi) = \frac{4\pi}{3} \text{ inches.}$$

Using a calculator, we find that $\frac{4\pi}{3} = 4.19$ rounded to two decimal places, so the length of the curved edge is between 4 and $4\frac{1}{2}$ inches. \square

Checkpoint 1.43 What is the arclength of the curved edge of a 60° wedge cut from a blueberry pie of diameter 10 inches?

Answer. $\frac{5\pi}{3} \approx 5.24$ inches

The area of a circle is proportional to the square of its radius.

Area of a Circle.

The **area** of a circle of radius r is given by

$$A = \pi r^2$$

A portion of a circle shaped like a pie-shaped wedge is called a **sector**.

Example 1.44 What is the area of Delbert's slice of apple pie in the previous example?

Solution. As we saw in the previous example, Delbert's sector of the pie is $\frac{1}{6}$ of the entire pie, so its area $\frac{1}{6}$ of the area of the whole pie, or

$$\frac{1}{6}\pi(4^2) = \frac{8\pi}{3} \text{ square inches}$$

The area of the wedge is $\frac{8\pi}{3}$, or about 8.38 square inches. \square

Checkpoint 1.45 What is the area of a 60° wedge cut from a blueberry pie of diameter 10 inches?

Answer. $\frac{25\pi}{6} \approx 13.09$ square inches

Review the following skills you will need for this section.

Algebra Refresher 1.4 True or False.

1 $\sqrt{a^2 + b^2} = a + b$

6 $\sqrt{4 + N} = 2 + \sqrt{N}$

2 $\sqrt{36 + 64} = 6 + 8$

7 $\sqrt{\frac{x}{4}} = \frac{\sqrt{x}}{2}$

3 $\sqrt{16x^4} = 4x^2$

4 $\sqrt{2x}\sqrt{3y} = \sqrt{6xy}$

8 $\sqrt{\frac{3}{2}} = \frac{\sqrt{6}}{2}$

5 $\sqrt{5x} + \sqrt{3x} = \sqrt{8x}$

Algebra Refresher Answers

1 False

3 True

5 False

7 True

2 False

4 True

6 False

8 True

Section 1.3 Summary

Vocabulary

Look up the definitions of new terms in the Glossary.

- Rational number
- Circle
- Circumference
- Irrational number
- Radius
- Repeating decimal
- Unit circle
- Arclength

Concepts

1

Distance Formula.

The distance d between two points $P_1(x_1, y_1)$ and $P_2(x_2, y_2)$ is

$$d = \sqrt{(x_2 - x_1)^2 + (y_2 - y_1)^2}$$

- 2 Any number that can be written as a quotient of two integers $\frac{a}{b}$, where $b \neq 0$, is called a **rational number**. The decimal form of a rational number is either a **terminating decimal** or a **repeating decimal**.
- 3 An **irrational number** is one that *cannot* be written as a quotient of two integers $\frac{a}{b}$, where $b \neq 0$. We cannot write down an exact decimal equivalent for an irrational number.
- 4 A **circle** is the set of all points in a plane that lie at a given distance, called the **radius**, from a fixed point called the **center**.

5

Circle.

The equation for a **circle** of radius r centered at the origin is

$$x^2 + y^2 = r^2$$

- 6 The circle $x^2 + y^2 = 1$, which is centered at the origin and has radius 1 unit, is called the **unit circle**.

7

Circumference of a Circle.

The **circumference** of a circle of radius r is given by

$$C = 2\pi r$$

8

Area of a Circle.

The **area** of a circle of radius r is given by

$$A = \pi r^2$$

Study Questions

- 1 Explain why the distance formula, $d = \sqrt{(x_2 - x_1)^2 + (y_2 - y_1)^2}$, cannot be simplified to $(x_2 - x_1) + (y_2 - y_1)$.
- 2 What is a unit circle, and what is its equation?
- 3 Can you give an exact decimal value for π ?
- 4 What is the arclength of a semicircle of radius r ?

Skills

Practice each skill in the Homework Problems listed.

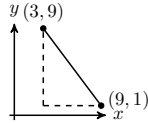
- 1 Find the distance between two points #1-18
- 2 Distinguish between exact values and approximations #19-24
- 3 Graph a circle #25-30, 35-40
- 4 Find and use the equation for a circle #31-34, 39-42, 55-56
- 5 Find the length of a fraction of a circle #35-38, 43-54
- 6 Find the area of a sector of a circle #43-50

Homework 1.3

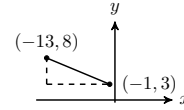
1. Leanne is sailing and is currently 3 miles west and 5 miles south of the harbor. She heads directly towards an island that is 8 miles west and 7 miles north of the harbor. How far is Leanne from the island?
2. Dominic is 100 meters east and 250 meters north of Kristen. He is walking directly towards a tree that is 220 meters east and 90 meters north of Kristen. How far is Dominic from the tree?

Exercise Group. For Problems 3–6, find the distance between the points. Give your answer as an exact value, then as a decimal rounded to hundredths.

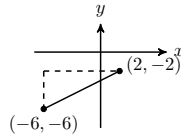
3.



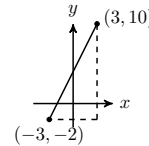
4.



5.



6.



Exercise Group. For Problems 7–12, find the distance between the points.

7. $(1, 1), (4, 5)$

8. $(-1, 1), (5, 9)$

9. $(2, -3), (-2, -1)$

10. $(5, -4), (-1, 1)$

11. $(3, 5), (-2, 5)$

12. $(-2, -5), (-2, 3)$

13. Sketch a triangle with vertices $(10, 1), (3, 1), (5, 9)$ and find its perimeter. Round your answer to tenths.
14. Sketch a triangle with vertices $(-1, 5), (8, -7), (4, 1)$ and find its perimeter. Round your answer to tenths.

15.

- a Write an expression for the distance between the points (x, y) and $(-3, 4)$.
- b Write an equation that says "the distance between the points (x, y) and $(-3, 4)$ is 5 units."

16.

- a Write an expression for the distance between the points $(-6, -1)$ and (h, k) .
- b Write an equation that says "the point $(-6, -1)$ is 3 units from the point (h, k) ."

Exercise Group. Interpret the equations in Problems 17 and 18 as statements about distance.

17. $\sqrt{(x-4)^2 + (y+1)^2} = 3$

18. $\sqrt{(-2-h)^2 + (5-k)^2} = l$

Exercise Group. For Problems 19–22,

- a give an exact answer,

b round your answer to hundredths.

- 19. How long is the diagonal of a square whose side is 6 centimeters?
- 20. How long is the side of a cube whose volume is 80 cubic feet?
- 21. What is the area of a circle whose radius is 5 inches?
- 22. What is the circumference of a circle whose radius is 5 meters?

Exercise Group. In Problems 23 and 24, decide whether the decimal form is an exact value or an approximation.

23.

a $\frac{\sqrt{3}}{2} \rightarrow 0.866025$

c $\frac{3\pi}{2} \rightarrow 4.712390$

b $\frac{\sqrt{16}}{3} \rightarrow 1.333333$

d $\frac{5}{7} \rightarrow 0.\overline{714285}$

24.

a $\frac{\pi}{6} \rightarrow 0.52536$

c $\frac{\sqrt{196}}{32} \rightarrow 0.4375$

b $\frac{5}{32} \rightarrow 0.15625$

d $\frac{\sqrt{8}}{4} \rightarrow 0.707107$

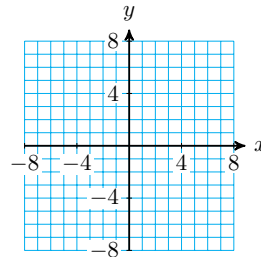
25.

a Complete the table of values for the equation $x^2 + y^2 = 25$.

| | | | | | | | | | | | |
|-----|----|----|----|----|----|---|---|---|---|---|---|
| x | -5 | -4 | -3 | -2 | -1 | 0 | 1 | 2 | 3 | 4 | 5 |
| y | | | | | | | | | | | |

b

Plot the points and graph the equation.



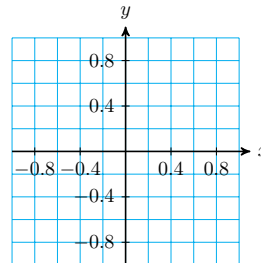
26.

a Complete the table of values for the equation $x^2 + y^2 = 1$.

| | | | | | | | |
|-----|----|------|------|---|-----|-----|---|
| x | -1 | -0.8 | -0.6 | 0 | 0.6 | 0.8 | 1 |
| y | | | | | | | |

b

Plot the points and graph the equation.



27.

a Sketch a graph of all points in the plane that lie 6 units from the

origin.

b Write an equation for your graph.

28.

a Sketch a graph of all points in the plane that lie $\sqrt{12}$ units from the origin.

b Write an equation for your graph.

29.

a Sketch a graph of all points in the plane that lie less than 3 units from the origin.

b Write an inequality for your graph.

30.

a Sketch a graph of all points in the plane that lie more than 5 units from the origin.

b Write an inequality for your graph.

31.

a Explain why the solutions of the equation $x^2 + y^2 = 16$ must have $-4 \leq x \leq 4$.

b What does part (a) tell you about the graph of the equation?

32.

a Explain why the solutions of the equation $x^2 + y^2 = 100$ must have $-10 \leq x \leq 10$

b What does part (a) tell you about the graph of the equation?

33. The point $(1, -3)$ lies on a circle centered at the origin. What is the radius of the circle?

34. The point $(-2, \sqrt{6})$ lies on a circle centered at the origin. What is the radius of the circle?

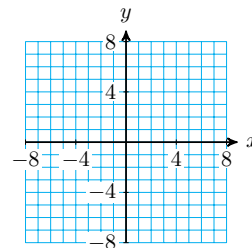
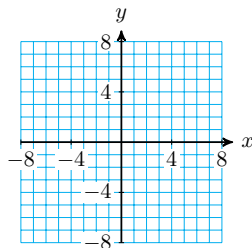
Exercise Group. For Problems 35–38,

a Graph each equation.

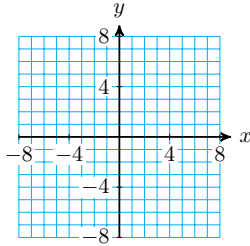
b Find the circumference of the circle.

35. $x^2 + y^2 = 36$

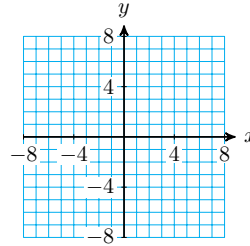
36. $x^2 + y^2 = 16$



37. $4x^2 + 4y^2 = 16$



38. $2x^2 + 2y^2 = 18$

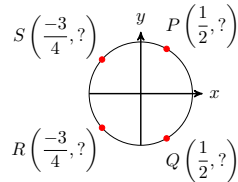


39. Give the coordinates of two points on the circle in Problem 35 that have $y = -4$. Plot those points on your graph.

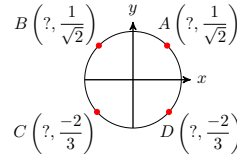
40. Give the coordinates of two points on the circle in Problem 35 that have $x = -2$. Plot those points on your graph.

Exercise Group. For Problems 41 and 42, find the coordinates of the points on the unit circle.

41.

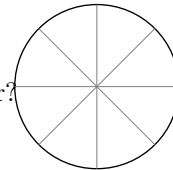


42.



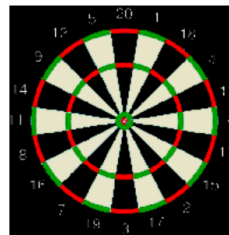
43. A circular herb garden has diameter 40 feet, and is divided into 8 equal sectors.

- a What is the central angle of each sector?
- b What is the length of the circular edge of each sector?
- c What is the area of each sector?



44. A dart board is 18 inches in diameter, divided into 20 sectors of equal size. (For this exercise, we will ignore the bulls-eye and the fact that the sectors are further subdivided.)

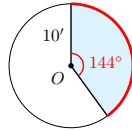
- a What is the central angle of each sector?
- b What is the length of the circular edge of each sector?
- c What is the area of each sector?



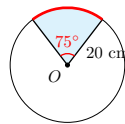
Exercise Group. For Problems 45–50,

- a What fraction of one revolution is the central angle?
- b What is the area of the shaded sector?
- c What is the length of the shaded arc?

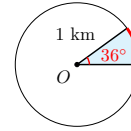
45.



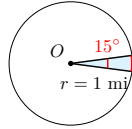
46.



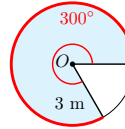
47.



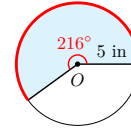
48.



49.

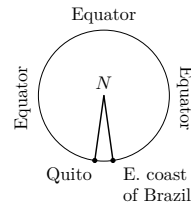


50.



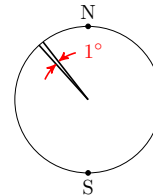
51.

South America stretches across 30° of longitude at the equator, from Quito in Ecuador to the east coast of Brazil. (The figure at right shows a view of the earth from above the north pole.) The radius of the earth is about 3960 miles. How wide is South America at the equator?



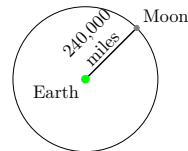
52.

The radius of the earth is about 3960 miles. What distance will you cover if you travel north by one degree of latitude? (See the figure at right.) There are 180° of latitude from the south pole to the north pole.



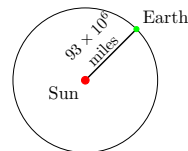
53. The moon is about 240,000 miles from earth. It moves in a roughly circular orbit, completing one revolution in 28 days.

- a How far does the moon move around the earth in one day?
- b What is the speed of the moon relative to the earth, in miles per hour?



54. The earth is about 93,000,000 miles from the sun, and its orbit is approximately circular.

- a How far does the earth move around the sun in one month?
- b What is the speed of the earth relative to the sun, in miles per day? (Assume a month has 30 days.)



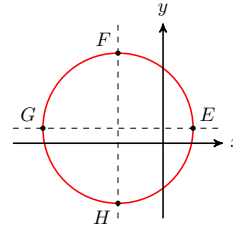
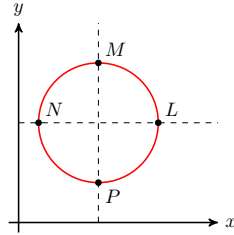
55.

- a Use the distance formula to write an equation for the circle of radius 6 centered at the point $(3, -2)$.
- b Use the distance formula to derive an equation for the circle of radius r centered at the point (h, k) .

56. Find the coordinates of the indicated points on each circle.

a $(x - 4)^2 + (y - 5)^2 = 9$

b $(x + 3)^2 + (y - 1)^2 = 25$



1.4 Chapter 1 Summary and Review

Key Concepts

- 1 The sum of the angles in a triangle is 180° .
- 2 A right triangle has one angle of 90° .
- 3 All of the angles of an equilateral triangle are equal.
- 4 The base angles of an isosceles triangle are equal.
- 5 Vertical angles are equal.
- 6 If parallel lines are intersected by a transversal, the alternate interior angles are equal. Corresponding angles are also equal.
- 7 Two triangles are **congruent** if they have exactly the same size and shape.
- 8 The **altitude** of an equilateral triangle divides it into two congruent right triangles.
- 9 In a $30^\circ - 60^\circ - 90^\circ$ right triangle, the leg opposite the 30° angle is half the length of the hypotenuse.
- 10 Two triangles are **similar** if they have the same shape but not necessarily the same size. The corresponding angles are equal, and the corresponding sides are **proportional**.

Similar Triangles.

- Two triangles are similar if either
- 11 1 their corresponding angles are equal, or
 - 2 their corresponding sides are proportional.

- 12 If two *right* triangles have *one* pair of corresponding acute angles with the same measure, then the triangles are similar.

13

Distance Formula.

The distance d between two points $P_1(x_1, y_1)$ and $P_2(x_2, y_2)$ is

$$d = \sqrt{(x_2 - x_1)^2 + (y_2 - y_1)^2}$$

- 14 Any number that can be written as a quotient of two integers $\frac{a}{b}$, $b \neq 0$, is called a **rational number**. The decimal form of a rational number is either a **terminating decimal** or a **repeating decimal**.
- 15 An **irrational number** is one that cannot be written as a quotient of two integers $\frac{a}{b}$, $b \neq 0$. We cannot write down an exact decimal equivalent for an irrational number.
- 16 A **circle** is the set of all points in a plane that lie at a given distance, called the **radius**, from a fixed point called the **center**.

17

| |
|--|
| Circle. |
| The equation for a circle of radius r centered at the origin is |
| $x^2 + y^2 = r^2$ |

- 18 The circle $x^2 + y^2 = 1$, which is centered at the origin and has radius 1 unit, is called the **unit circle**.

19

| |
|--|
| Circumference of a Circle. |
| The circumference of a circle of radius r is given by |
| $C = 2\pi r$ |

20

| |
|---|
| Area of a Circle. |
| The area of a circle of radius r is given by |
| $A = \pi r^2$ |

Chapter 1 Review Problems

Exercise Group. For Problems 1–4, sketch the triangle described.

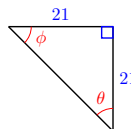
1. An isosceles triangle with vertex angle 100°
2. An isosceles triangle with base angles of 75°
3. A scalene right triangle
4. A scalene triangle with one obtuse angle

Exercise Group. For Problems 5–16, find the unknown angles.

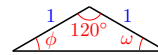
5.



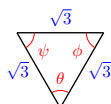
6.



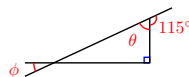
7.



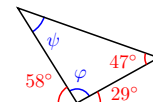
8.



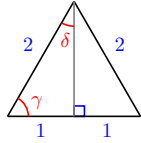
9.



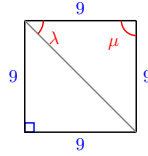
10.



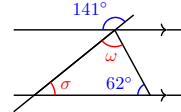
11.



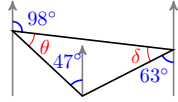
12.



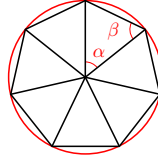
13.



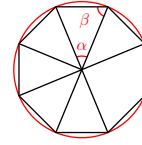
14.



15.

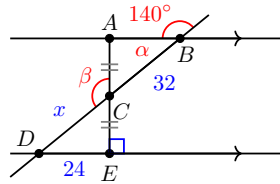


16.

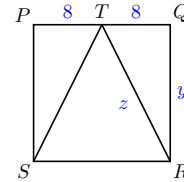


Exercise Group. In Problems 17 and 18, name two congruent triangles and find the unknown quantities.

17.

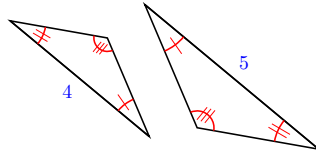


18. $PQRS$ is a square

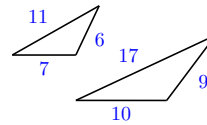


Exercise Group. In Problems 19–22, are the pairs of triangles similar? Explain why or why not.

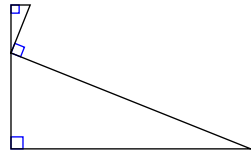
19.



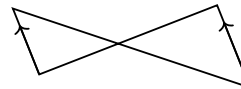
20.



21.

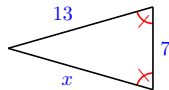


22.

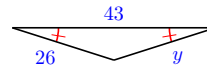


Exercise Group. In Problems 23–26, find the unknown side.

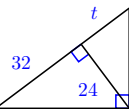
23.



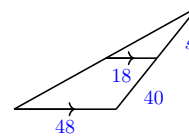
24.



25.

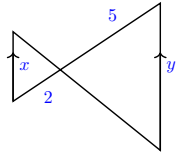


26.

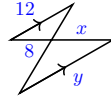


Exercise Group. In Problems 27–34, solve for y in terms of x .

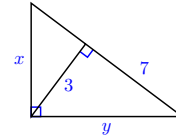
27.



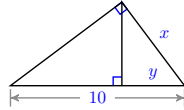
28.



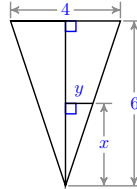
29.



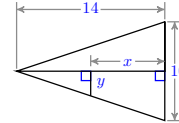
30.



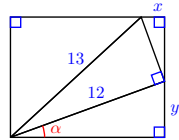
31.



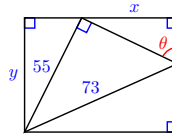
32.



33.

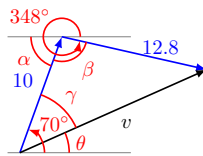


34.

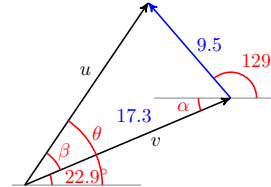


Exercise Group. In Problems 35 and 36, find angle α . The gray lines are horizontal.

35.



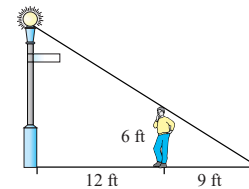
36.



Exercise Group. For Problems 37–40, make a sketch showing similar triangles, write a proportion, and solve.

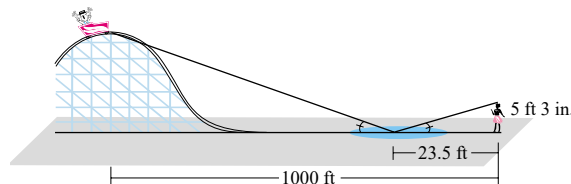
37.

A 6-foot man stands 12 feet from a lamppost. His shadow is 9 feet long. How tall is the lamppost?



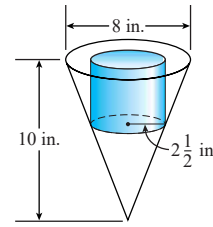
38.

Judy is observing the Mr. Freeze roller coaster from a safe distance of 1000 feet. She notices that she can see the reflection of the highest point of the roller coaster in a puddle of water. Judy is 23.5 feet from that point in the puddle. If Judy is 5 feet 3 inches tall, how tall is the roller coaster?



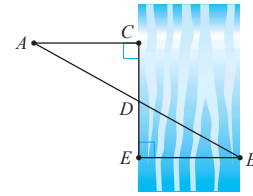
39.

A florist fits a cylindrical piece of foam into a conical vase that is 10 inches high and measures 8 inches across the top, as shown in the figure. If the radius of the foam cylinder is $2\frac{1}{2}$ inches, how tall should it be just to reach the top of the vase?



40.

To measure the distance across the river shown in the figure, stand at A and sight across the river to a convenient landmark at B . Then measure the distances AC , CD , and DE . If $AC = 20$ feet, $CD = 13$ feet, and $DE = 58$ feet, how wide is the river?



Exercise Group. For Problems 41–44, sketch a diagram on graph paper, then solve the problem.

41. Show that the rectangle with vertices $(-4, 1)$, $(2, 6)$, $(7, 0)$ and $(1, -5)$ is a square.
42. Show that the points $(1, 6)$, $(5, 2)$, $(-2, 3)$ and $(2, -1)$ are the vertices of a rectangle. (Hint: If the diagonals of a quadrilateral are of equal length, then the quadrilateral is a rectangle.)
43. Show that the point $C(\sqrt{5}, 2 + \sqrt{5})$ is the same distance from $A(2, 0)$ and $B(-2, 4)$.
44. Show that the points $(-2, 1)$, $(0, -1)$, and $(\sqrt{3} - 1, \sqrt{3})$ are the vertices of an equilateral triangle.

45.

a Write an equation that says “The distance from (x, y) to $(2, 5)$ is 3 units.”

b Write an equation for the circle of radius 3 whose center is $(2, 5)$.

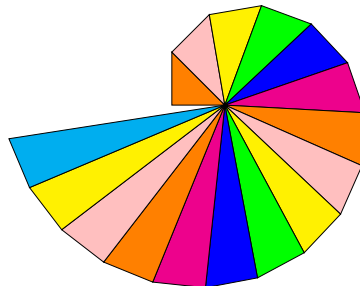
46. The points $(-2, 4)$ and $(6, -2)$ lie on opposite ends of the diameter of a circle. What is the radius of the circle?
47. How long is the diagonal of a rectangle that measures 8 cm by 4 cm? Give an exact value for your answer, and then an approximation rounded to thousandths.
48. What is the circumference of a circle of radius 6.2 feet? Give an exact value for your answer, and then an approximation rounded to thousandths.
49. Find two points on the unit circle with x -coordinate $\frac{-1}{3}$. Give exact values for your answers.
50. Find two points on the unit circle with y -coordinate $\frac{\sqrt{7}}{4}$. Give exact values for your answers.
51. A circle of radius 10 feet is divided into 5 equal sectors.
 - a Find the arclength of the circular edge of each sector.
 - b Find the area of each sector.

- 52.** The central angle of the sector of a circle is 150° , and the circle has radius 9 inches.
- Find the arclength of the circular edge of each sector.
 - Find the area of each sector.
- 53.** Delbert slices a 14 inch diameter pizza into 8 equal pieces, and Francine slices a 12 inch diameter pizza into 6 equal slices. Each slice is a sector of a circle.
- Find the central angle for the slices.
 - What are the areas of the slices? Which slices have the greater area?
 - How long are the crust (curved) edges of the slices? Which slices have the longer crust edges?
- 54.** Florence wants to create a piechart (or circle graph) to display how much of her hospital's budget is dedicated to nurses. She finds that in the hospital's annual expenses of \$60 million, the nurses' salaries and benefits totaled \$1,200,000.
- What fraction of the total annual costs comes from the nurses' salaries and benefits?
 - Suppose that the entire budget is represented by the area of a circle. If the costs for the nurses are to be represented by a sector of that circle, what will be the angle of that sector?
 - If the circle has a radius of 20 centimeters, what are the areas of the circle and of the sector representing the nurses? What are the circumference of the circle and the arclength of the sector?

Chapter 2

The Trigonometric Ratios

- Side and Angle Relationships
- Right Triangle Trigonometry
- Solving Right Triangles



How would you measure the distance to an inaccessible object, such as a ship at sea? In the 6th century BC, the Greek philosopher Thales estimated the distances to ships at sea using **triangulation**, a method for calculating distances by forming triangles. Using trigonometry and the measured length of just one side, the lengths of the other sides can be calculated.

Triangulation has been used to compute distances ever since. In the 16th century mapmakers began to use triangulation to position far-away places accurately. And as new methods in navigation and astronomy required greater precision, the idea of a survey using chains of triangles was developed.

In 1802, the East India Company embarked on the Great Trigonometrical Survey of India. Its goal was to measure the entire Indian subcontinent with scientific precision.



The surveyors began by measuring a baseline near Madras. The baseline was the only distance they measured; all other distances were calculated from it using measured angles. Each calculated distance became the base side of another triangle used to calculate the distance to another point, which in turn started another triangle. Eventually this process formed a chain of triangles connecting the origin point to other locations.

Because of the size of the area to be surveyed, the surveyors did not triangulate the whole of India but instead created what they called a "gridiron" of triangulation chains running from North to South and East to West. You can see these chains in the map of the survey.

The Survey was completed in 1871. Along the way it calculated the height of the Himalayan giants: Everest, K2, and Kanchenjunga, and provided one of the first accurate measurements of a section of an arc of longitude.

Triangulation today is used for many purposes, including surveying, navigation, metrology, astrometry, binocular vision, and location of earthquakes.

Activity 2.1 Trigonometric Ratios.

A Using Ratios and Proportions


Two related quantities or variables are **proportional** if their ratio is always the same.

- 1 a On any given day, the cost of filling up your car's gas tank is proportional to the number of gallons of gas you buy. For each purchase below, compute the ratio

$$\frac{\text{total cost of gasoline}}{\text{number of gallons}}$$

| Gallons of Gas Purchased | Total Cost | $\frac{\text{Dollars}}{\text{Gallon}}$ |
|--------------------------|------------|--|
| 5 | \$14.45 | |
| 12 | \$34.68 | |
| 18 | \$52.02 | |

- b Write an equation that you can solve to answer the question: How much does 21 gallons of gas cost? Use the ratio $\frac{\text{Dollars}}{\text{Gallon}}$ in your equation.
- c Write an equation that you can solve to answer the question: How many gallons of gas can you buy for \$46.24? Use the ratio $\frac{\text{Dollars}}{\text{Gallon}}$ in your equation.
- 2 A recipe for coffee cake calls for $\frac{3}{4}$ cup of sugar and $1\frac{3}{4}$ cup of flour.
- a What is the ratio of sugar to flour? Write your answer as a common fraction, and then give a decimal approximation rounded to four places.
For parts (b) and (c) below, write an equation that you can solve to answer the question. Use the ratio $\frac{\text{Amount of sugar}}{\text{Amount of flour}}$ in your equation.
- b How much sugar should you use if you use 4 cups of flour? Compute your answer two ways: writing the ratio as a common fraction, and then writing the ratio as a decimal approximation. Are your answers the same?
- c How much flour should you use if you use 4 cups of sugar? Compute your answer two ways: writing the ratio as a common fraction, and then writing the ratio as a decimal approximation. Are your answers the same?
- 3 You are making a scale model of the Eiffel tower, which is 324 meters tall and 125 meters wide at its base.

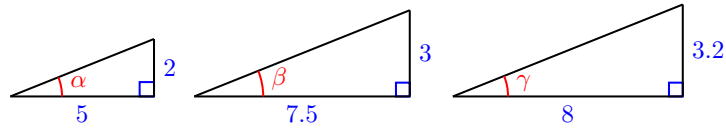


- a Compute the ratio of the width of the base to the height of the tower. Round your answer to four decimal places.
Use your ratio to write equations and answer the questions below:
- b If the base of your model is 8 inches wide, how tall should the model be?
- c If you make a larger model that is 5 feet tall, how wide will the base be?

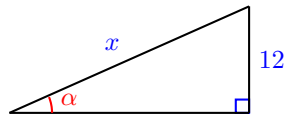
B Similar Triangles

1 Recall that two triangles are **similar** if their corresponding sides are proportional. The corresponding angles of similar triangles are equal.

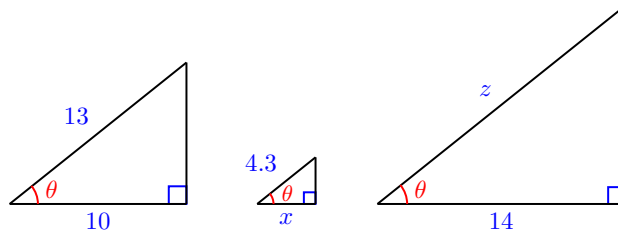
a What is the ratio of the two given sides in each triangle? Are the corresponding sides of the three triangles proportional? How do we know that $\alpha = \beta = \gamma$?



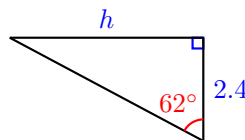
b Find the hypotenuse of each right triangle.
 c Use the sides of the appropriate triangle to compute $\sin \alpha$, $\sin \beta$, and $\sin \gamma$. Round your answers to four decimal places. Does the sine of an angle depend on the lengths of its sides?
 d How do you know that the triangle below is similar to the three triangles in part (a)? Write an equation using the ratio from part (c) to find x .



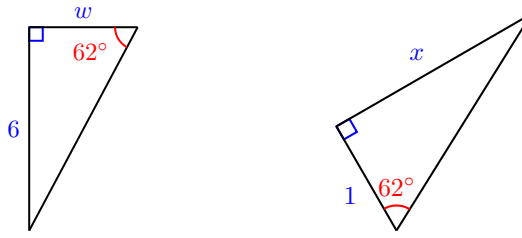
2 In the three right triangles below, the angle θ is the same size.



a Use the first triangle to calculate $\cos \theta$. Round your answer to four decimal places.
 b In the second triangle, explain why $\frac{x}{4.3} = \frac{10}{13}$. Write an equation using your answer to part (a) and solve it to find x .
 c Write and solve an equation to find z in the third triangle.
 3 a Use your calculator to find the value of $\frac{h}{2.4}$. (Hint: Which trig ratio should you use?) What is the length of side h ?



b What is the value of $\frac{6}{w}$ for the triangle below? Write an equation and solve for w .



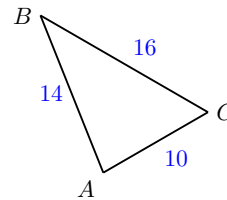
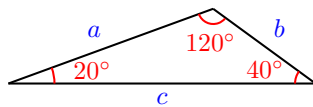
c Write an equation and solve it to find x in the triangle above.

2.1 Side and Angle Relationships

Introduction

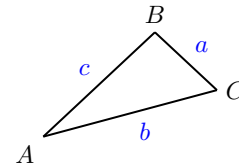
From geometry we know that the sum of the angles in a triangle is 180° . Are there any relationships between the angles of a triangle and its sides?

First of all, you have probably observed that the longest side in a triangle is always opposite the largest angle, and the shortest side is opposite the smallest angle, as illustrated below.



Note 2.1

It is usual to label the angles of a triangle with capital letters, and the side opposite each angle with the corresponding lower-case letter, as shown at right. We will follow this practice unless indicated otherwise.



Example 2.2 In $\triangle FGH$, $\angle F = 48^\circ$, and $\angle G$ is obtuse. Side f is 6 feet long. What can you conclude about the other sides?

Solution. Because $\angle G$ is greater than 90° , we know that $\angle F + \angle G$ is greater than $90^\circ + 48^\circ = 138^\circ$, so $\angle H$ is less than $180^\circ - 138^\circ = 42^\circ$.

Thus, $\angle H < \angle F < \angle G$, and consequently $h < f < g$.

We can conclude that $h < 6$ feet long, and $g > 6$ feet long. \square

Checkpoint 2.3 In isosceles triangle $\triangle RST$, the vertex angle $\angle S = 72^\circ$. Which side is longer, s or t ?

Answer. s is longer

The Triangle Inequality

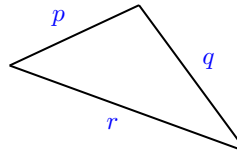
It is also true that the sum of the lengths of any two sides of a triangle must be greater than the third side, or else the two sides will not meet to form a triangle. This fact is called the triangle inequality.

Triangle Inequality.

In any triangle, we must have that

$$p + q > r$$

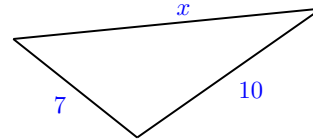
where p , q , and r are the lengths of the sides of the triangle.



We cannot use the triangle inequality to find the *exact* lengths of the sides of a triangle, but when two sides are known, the triangle inequality allows us to find upper and lower bounds for the length of the third side.

Example 2.4

Two sides of a triangle have lengths 7 inches and 10 inches, as shown at right. What can you say about the length of the third side?



Solution. We let x represent the length of the third side of the triangle. By looking at each side in turn, we can apply the triangle inequality three different ways, to get

$$7 < x + 10, \quad 10 < x + 7, \quad \text{and} \quad x < 10 + 7$$

We solve each of these inequalities to find

$$-3 < x, \quad 3 < x, \quad \text{and} \quad x < 17$$

We already know that $x > -3$ because x must be positive, but the other two inequalities do give us new information. The third side must be greater than 3 inches but less than 17 inches long. \square

Checkpoint 2.5 Can you make a triangle with three wooden sticks of lengths 14 feet, 26 feet, and 10 feet? Sketch a picture, and explain why or why not.

Answer. No, $10 + 14$ is not greater than 26.

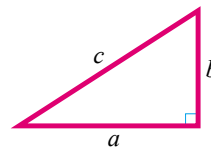
Right Triangles: The Pythagorean Theorem

In Chapter 1 we used the Pythagorean theorem to derive the distance formula. We can also use the Pythagorean theorem to find one side of a right triangle if we know the other two sides.

Pythagorean Theorem.

In a right triangle, if c stands for the length of the hypotenuse, and the lengths of the two legs are denoted by a and b , then

$$a^2 + b^2 = c^2$$



Example 2.6 A 25-foot ladder is placed against a wall so that its foot is 7 feet from the base of the wall. How far up the wall does the ladder reach?

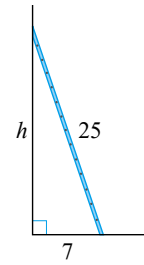
Solution. We make a sketch of the situation, as shown below, and label any known dimensions. We'll call the unknown height h .

The ladder forms the hypotenuse of a right triangle, so we can apply the Pythagorean theorem, substituting 25 for c , 7 for b , and h for a .

$$\begin{aligned} a^2 + b^2 &= c^2 \\ h^2 + 7^2 &= 25^2 \end{aligned}$$

Now solve by extraction of roots:

$$\begin{aligned} h^2 + 49 &= 625 && \text{Subtract 49 from both sides.} \\ h^2 &= 576 && \text{Extract roots.} \\ h &= \pm\sqrt{576} && \text{Simplify the radical.} \\ h &= \pm 24 \end{aligned}$$



The height must be a positive number, so the solution -24 does not make sense for this problem. The ladder reaches 24 feet up the wall. \square

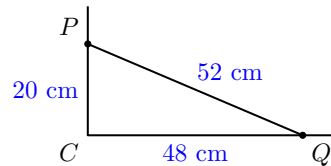
Checkpoint 2.7 A baseball diamond is a square whose sides are 90 feet long. The catcher at home plate sees a runner on first trying to steal second base, and throws the ball to the second baseman. Find the straight-line distance from home plate to second base.

Answer. $90\sqrt{2} \approx 127.3$ feet

Note 2.8 Keep in mind that the Pythagorean theorem is true only for right triangles, so the converse of the theorem is also true. In other words, if the sides of a triangle satisfy the relationship $a^2 + b^2 = c^2$, then the triangle must be a right triangle. We can use this fact to test whether or not a given triangle has a right angle.

Example 2.9 Delbert is paving a patio in his back yard, and would like to know if the corner at C is a right angle.

He measures 20 cm along one side from the corner, and 48 cm along the other side, placing pegs P and Q at each position, as shown at right. The line joining those two pegs is 52 cm long. Is the corner a right angle?



Solution. If is a right triangle, then its sides must satisfy $p^2 + q^2 = c^2$. We find

$$\begin{aligned} p^2 + q^2 &= 20^2 + 48^2 = 400 + 2304 = 2704 \\ c^2 &= 52^2 = 2704 \end{aligned}$$

Yes, because $p^2 + q^2 = c^2$, the corner at C is a right angle. \square

Checkpoint 2.10 The sides of a triangle measure 15 inches, 25 inches, and 30 inches long. Is the triangle a right triangle?

Answer. No

The Pythagorean theorem relates the sides of *right* triangles. However, for information about the sides of other triangles, the best we can do (without trigonometry!) is the triangle inequality. Nor does the Pythagorean theorem help us find the *angles* in a triangle. In the next section we discover relationships between the angles and the sides of a right triangle.

Review the following skills you will need for this section.

Algebra Refresher 2.2

Solve the inequality.

1. $6 - x > 3$

2. $\frac{-3x}{4} \geq -6$

3. $3x - 7 \leq -10$

4. $4 - 3x < 2x + 9$

If $x < 0$, which of the following expressions are positive, and which are negative?

5. $-x$

6. $-(-x)$

7. $|x|$

8. $-|x|$

9. $-|-x|$

10. x^{-1}

Algebra Refresher Answers

1 $x < 3$

4 $x > -1$

7 Positive

10 Negative

2 $x \leq 8$

5 Positive

8 Negative

3 $x \leq -1$

6 Negative

9 Negative

Section 2.1 Summary**Vocabulary**

- Converse
- Extraction of roots
- Inequality

Concepts

- 1 The longest side in a triangle is opposite the largest angle, and the shortest side is opposite the smallest angle.
- 2 Triangle Inequality: In any triangle, the sum of the lengths of any two sides is greater than the length of the third side.
- 3 Pythagorean Theorem: In a right triangle with hypotenuse c , $a^2 + b^2 = c^2$.
- 4 If the sides of a triangle satisfy the relationship $a^2 + b^2 = c^2$, then the triangle is a right triangle.

Study Questions

- 1 Is it always true that the hypotenuse is the longest side in a right triangle? Why or why not?
- 2 In $\triangle DEF$, is it possible that $d + e > f$ and $e + f > d$ are both true? Explain your answer.
- 3 In a right triangle with hypotenuse c , we know that $a^2 + b^2 = c^2$. Is it also true that $a + b = c$? Why or why not?
- 4 The two shorter sides of an obtuse triangle are 3 in and 4 in. What are the possible lengths for the third side?

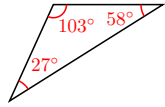
Skills

- 1 Identify inconsistencies in figures #1-12
- 2 Use the triangle inequality to put bounds on the lengths of sides #13-16
- 3 Use the Pythagorean theorem to find the sides of a right triangle #17-26
- 4 Use the Pythagorean theorem to identify right triangles #27-32
- 5 Solve problems using the Pythagorean theorem #33-42

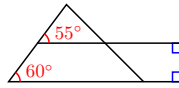
Homework 2.1

Exercise Group. For Problems 1–12, explain why the measurements shown cannot be accurate.

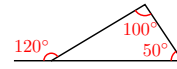
1.



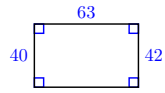
2.



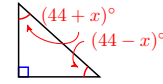
3.



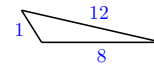
4.



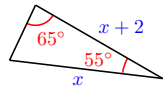
5.



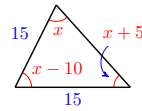
6.



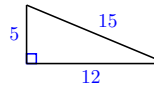
7.



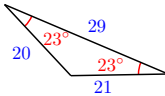
8.



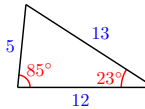
9.



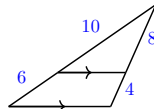
10.



11.



12.

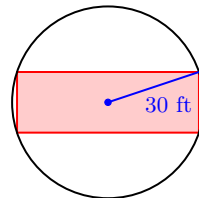


13. If two sides of a triangle are 6 feet and 10 feet long, what are the largest and smallest possible values for the length of the third side?
14. Two adjacent sides of a parallelogram are 3 cm and 4 cm long. What are the largest and smallest possible values for the length of the diagonal?
15. If one of the equal sides of an isosceles triangle is 8 millimeters long, what are the largest and smallest possible values for the length of the base?
16. The town of Madison is 15 miles from Newton, and 20 miles from Lewis. What are the possible values for the distance from Lewis to Newton?

Exercise Group. For Problems 17–22,

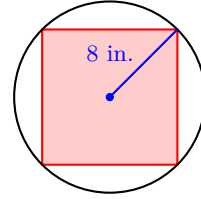
- a Make a sketch of the situation described, and label a right triangle.
- b Use the Pythagorean Theorem to solve each problem.
17. The size of a TV screen is the length of its diagonal. If the width of a 35-inch TV screen is 28 inches, what is its height?
18. If a 30-meter pine tree casts a shadow of 30 meters, how far is the tip of the shadow from the top of the tree?
19. The diagonal of a square is 12 inches long. How long is the side of the square?
20. The length of a rectangle is twice its width, and its diagonal is meters long. Find the dimensions of the rectangle.
- 21.

What size rectangle can be inscribed in a circle of radius 30 feet if the length of the rectangle must be three times its width?



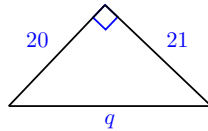
22.

What size square can be inscribed inside a circle of radius 8 inches, so that its vertices just touch the circle?

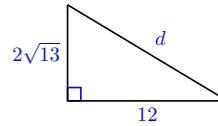


Exercise Group. For Problems 23–26, find the unknown side of the triangle.

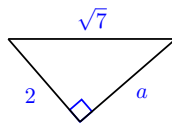
23.



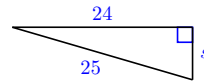
24.



25.



26.



Exercise Group. For Problems 27–32, decide whether a triangle with the given sides is a right triangle.

27. 9 in, 16 in, 25 in

28. 12 m, 16 m, 20 m

29. 5 m, 12 m, 13 m

30. 5 ft, 8 ft, 13 ft

31. 5^2 ft, 8^2 ft, 13^2 ft

32. $\sqrt{5}$ ft, $\sqrt{8}$ ft, $\sqrt{13}$ ft

33. Show that the triangle with vertices $(0, 0)$, $(6, 0)$ and $(3, 3)$ is an isosceles right triangle, that is, a right triangle with two sides of the same length.

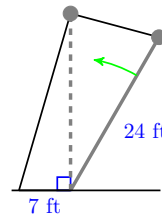
34. Two opposite vertices of a square are $A(-9, -5)$ and $C(3, 3)$.

a Find the length of a diagonal of the square.

b Find the length of the side of the square.

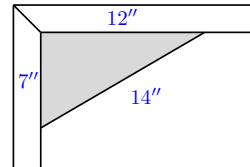
35.

A 24-foot flagpole is being raised by a rope and pulley, as shown in the figure. The loose end of the rope can be secured to a ring on the ground 7 feet from the base of the pole. From the ring to the top of the pulley, how long should the rope be when the flagpole is vertical?



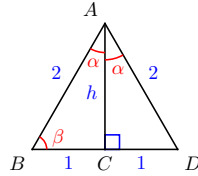
36.

To check whether the corners of a frame are square, carpenters sometimes measure the sides of a triangle, with two sides meeting at the join of the boards. Is the corner shown in the figure square?

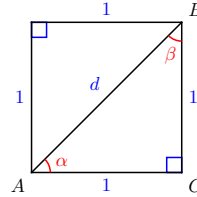


Exercise Group.

37. Find α, β and h .

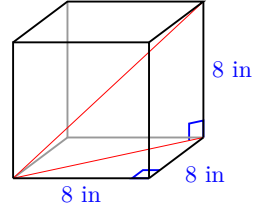


38. Find α, β and d .



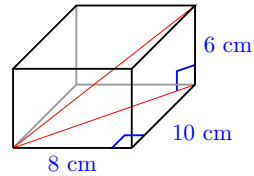
39.

Find the diagonal of a cube of side 8 inches.
Hint: Find the diagonal of the base first.



40.

Find the diagonal of a rectangular box whose sides are 6 cm by 8 cm by 10 cm. Hint: Find the diagonal of the base first.



Exercise Group. For Problems 41 and 42, make a sketch and solve.

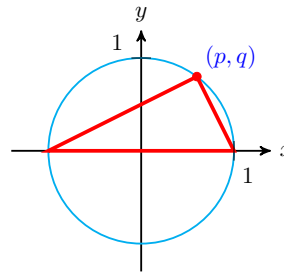
41.

- a The back of Brian's pickup truck is five feet wide and seven feet long. He wants to bring home a 9-foot length of copper pipe. Will it lie flat on the floor of the truck?
- b The shell on the pickup is 3 feet tall. Will a 9-foot copper pipe fit diagonally across the back of the truck?

42. What is the longest curtain rod that will fit inside a box 60 inches long by 10 inches wide by 4 inches tall?

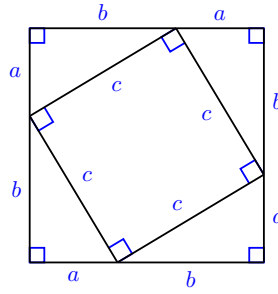
43.

In this problem, we'll show that any angle inscribed in a semi-circle must be a right angle. The figure shows a triangle inscribed in a unit circle, one side lying on the diameter of the circle and the opposite vertex at point (p, q) on the circle.



- a What are the coordinates of the other two vertices of the triangle? What is the length of the side joining those vertices?
- b Use the distance formula to compute the lengths of the other two sides of the triangle.
- c Show that the sides of the triangle satisfy the Pythagorean theorem, $a^2 + b^2 = c^2$.

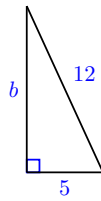
44. There are many proofs of the Pythagorean theorem. Here is a simple visual argument.



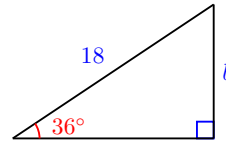
- What is the length of the side of the large square in the figure? Write an expression for its area.
- Write another expression for the area of the large square by adding the areas of the four right triangles and the smaller central square.
- Equate your two expressions for the area of the large square, and deduce the Pythagorean theorem.

2.2 Right Triangle Trigonometry

With the Pythagorean theorem we can find one side of a right triangle if we know the other *two* sides. By using what we know about similar triangles, we can find the unknown sides of a right triangle if we know only *one* side and *one* of the acute angles.



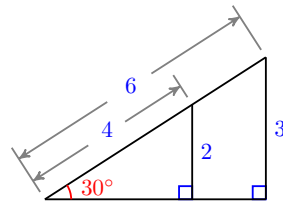
We can find side b with the Pythagorean theorem.



Can we find side b ?

The Sine of an Angle

In [Example 2 of Section 1.2](#), we saw that in a 30-60-90 right triangle, the ratio of the shortest side to the hypotenuse was $\frac{1}{2}$, or 0.5. This ratio is the same for any two right triangles with a 30° angle, because they are similar triangles, as shown at right.



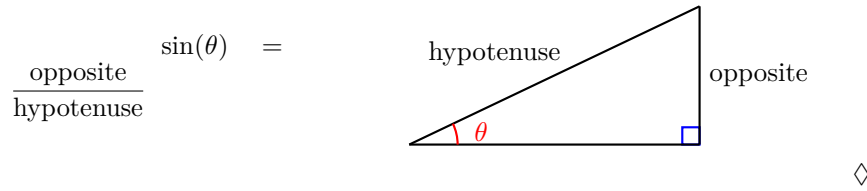
The ratio is given a name; it is called the "sine of 30°." We write

$$\sin(30^\circ) = 0.5,$$

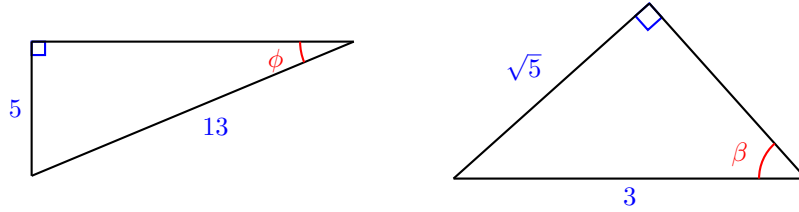
where *sin* is an abbreviation for sine. There is nothing special about 30° angles; we can talk about the sine of any angle. The **sine** of an angle is the ratio of the side opposite the angle to the hypotenuse.

Note 2.11 Recall that we use the notation $f(x)$ to indicate a **function** of an input variable, x . In fact, the sine ratio is a function of the angle, so we use parentheses around the angle input to refer to its sine, like this: $\sin(\theta)$.

Definition 2.12 Sine of an Acute Angle.



Example 2.13 Find the sine of the labeled angle in each triangle below.



Solution.

- a The side opposite angle ϕ is 5, and the hypotenuse is 13, so the sine of ϕ is

$$\sin(\phi) = \frac{5}{13}, \text{ or approximately } 0.3846$$

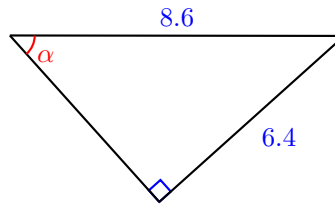
- b The side opposite angle β is $\sqrt{5}$, and the hypotenuse is 3, so the sine of β is

$$\sin(\beta) = \frac{\sqrt{5}}{3}, \text{ or approximately } 0.7454$$

□

Checkpoint 2.14

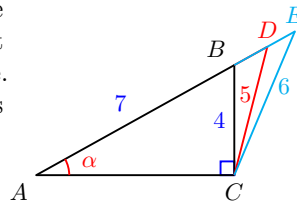
Find the sine of the labeled angle in the triangle at right. Round your answer to 4 decimal places.



Answer. 0.7442

Caution 2.15

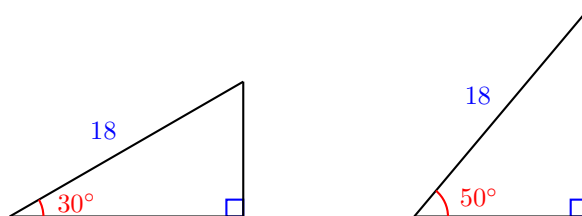
We must use the sides of a *right* triangle to calculate the sine of an angle. For example, in the triangle at right, $\sin(\theta) = \frac{4}{7}$, because $\triangle ABC$ is a right triangle. It is *not* true that $\sin(\theta) = \frac{5}{7}$, or $\sin(\theta) = \frac{6}{7}$. In this chapter, we consider only right triangles.



Using a Calculator

Mathematicians have calculated the sines of any angle we like. The values of the sine were originally collected into tables, and are now available on scientific

calculators. For example, let's find the sine of 50° . First, consider some triangles, as shown below.



Which angle has the larger sine, 30° or 50° ?

Do you expect the sine of 50° to be larger or smaller than the sine of 30° ? Do you expect the sine of 50° to be larger or smaller than 1?

Example 2.16 Use your calculator to find the sine of 50° by entering $\boxed{\text{SIN}}$ (50). (Make sure your calculator is set for degrees.) You should find that

$$\sin(50^\circ) = 0.7660444431$$

This is not an exact value; the sine of 50° is an irrational number, and your calculator shows as many digits as its display will allow. (Not all sine values are as “nice” as the sine of 30° !) Usually we round to four decimal places, so we write

$$\sin(50^\circ) = 0.7660$$

□

Caution 2.17 Note that when you press the sine key, $\boxed{\text{SIN}}$, your calculator displays

$$\sin ($$

with an open parenthesis, as the prompt to enter an angle, because the sine is a function of the angle.

You can think of the notation \sin as an operation symbol telling you to find the sine of an angle, just as the symbol $\sqrt{\quad}$ tells you to take the square root of the expression under the radical.

Checkpoint 2.18

- a Use your calculator to complete the table, rounding your answers to four decimal places.

| | | | | | | | | | | |
|----------------|-----------|------------|------------|------------|------------|------------|------------|------------|------------|------------|
| θ | 0° | 10° | 20° | 30° | 40° | 50° | 60° | 70° | 80° | 90° |
| $\sin(\theta)$ | | | | | | | | | | |

- b What do you notice about the values of $\sin(\theta)$ as θ increases from 0° to 90° ? If you plot the values of $\sin(\theta)$ against the values of θ , will the graph be a straight line? Why or why not?

Answer.

a

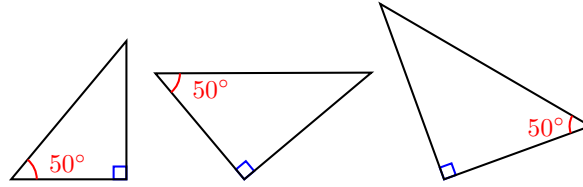
| | | | | | | | | | | |
|----------------|-----------|------------|------------|------------|------------|------------|------------|------------|------------|------------|
| θ | 0° | 10° | 20° | 30° | 40° | 50° | 60° | 70° | 80° | 90° |
| $\sin(\theta)$ | 0 | 0.1737 | 0.3420 | 0.5 | 0.6428 | 0.7660 | 0.8660 | 0.9397 | 0.9848 | 1 |

- b The values of $\sin(\theta)$ increase from 0 to 1 as θ increases from 0° to 90° . The graph will not be a straight line because the slopes between successive points are not constant.

Note 2.19 The important thing to remember is that the sine of an angle, say 50° , is the same for any right triangle with a 50° angle, no matter what the

size or orientation of the triangle.

The figure below shows three different right triangles with a 50° angle. Although the sides of the triangle may be bigger or smaller, the *ratio* $\frac{\text{opposite}}{\text{hypotenuse}}$ is always the same for that angle, because the triangles are similar. This is why the sine ratio is useful.



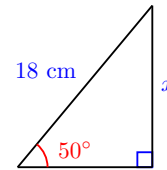
In each triangle, the ratio $\sin(50^\circ) = \frac{\text{opposite}}{\text{hypotenuse}} = 0.7660$

Using the Sine Ratio to Find an Unknown Side

In the next example we see how to use the sine ratio to find an unknown side in a right triangle, knowing only one other side and one angle.

Example 2.20

Find the length of the side opposite the 50° angle in the triangle shown.



Solution. In this triangle, the ratio $\frac{\text{opposite}}{\text{hypotenuse}}$ is equal to the sine of 50° , or

$$\sin(50^\circ) = \frac{\text{opposite}}{\text{hypotenuse}}$$

We use a calculator to find an approximate value for the sine of 50° , filling in the lengths of the hypotenuse and the opposite side to get

$$0.7660 = \frac{x}{18}$$

We solve for x to find

$$x = 18(0.7660) = 13.788$$

To two decimal places, the length of the opposite side is 13.79 centimeters. \square

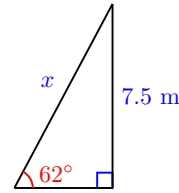
Caution 2.21 In the previous example, even though we showed only four places in $\sin(50^\circ)$, you should not round off intermediate steps in a calculation, because the answer loses accuracy with each rounding. You can use the following keystrokes on your calculator to avoid entering a long approximation for $\sin(50^\circ)$:

$$\sin(50) \times 18$$

The calculator returns $x = 13.78879998$.

Checkpoint 2.22

Find the length of the hypotenuse in the triangle shown.



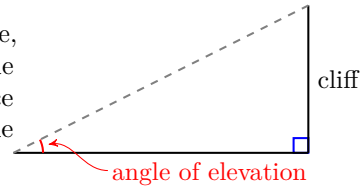
Answer. 8.5 m

The Cosine and the Tangent

There are two more trigonometric ratios used for calculating the sides of right triangles, depending on which of the three sides is known and which are unknown. These ratios are called the **cosine** and the **tangent**.

Suppose we'd like to find the height of a tall cliff without actually climbing it. We can measure the distance to the base of the cliff, and we can use a surveying tool called a theodolite to measure the angle between the ground and our line of sight to the top of the cliff (this is called the **angle of elevation**).

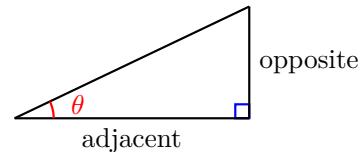
These values give us two parts of a right triangle, as shown at right. The height we want is the side opposite the angle of elevation. The distance to the base of the cliff is the length of the side **adjacent** to the angle of elevation.



The ratio of the side opposite an angle to the side adjacent to the angle is called the **tangent** of the angle. The abbreviation for “tangent of theta” is $\tan(\theta)$.

Definition 2.23 Tangent of an Acute Angle.

$$\tan(\theta) = \frac{\text{opposite}}{\text{adjacent}}$$



◇

Just like the sine of an angle, the tangent ratio is always the same for a given angle, no matter what size triangle it occurs in. And just like $\sin(\theta)$, we can find the values of $\tan(\theta)$ on a scientific calculator.

Example 2.24

- Use your calculator to find the tangent of 58° .
- Find the height of the cliff if the angle of elevation to the top of the cliff is 58° at a distance of 300 feet from the base of the cliff.

Solution.

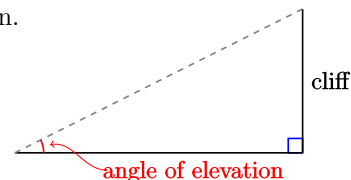
- Enter $\boxed{\text{TAN}}$ (58) to find $\tan(58^\circ) = 1.6003$, rounded to four decimal places.

We use the tangent ratio to write an equation.

In this triangle, the angle is 58° .

-

$$\tan(58^\circ) = \frac{\text{opposite}}{\text{adjacent}}$$



Next we fill in the value of $\tan(58^\circ)$, and the lengths of the sides.

$$1.6003 = \frac{h}{300}$$

Solving for h gives

$$h = 300(1.6003) = 480.0$$

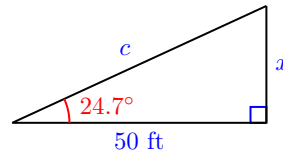
so the height of the cliff is about 480 feet.

□

Checkpoint 2.25

a

Use the tangent ratio to find x in the triangle shown.



b Use the sine ratio to find the hypotenuse, c , of the triangle.

c Use the Pythagorean theorem to find the hypotenuse of the triangle. Do you get the same answer with both methods? Can you explain why the calculations might give (slightly) different answers?

Answer.

a $x = 23$ ft

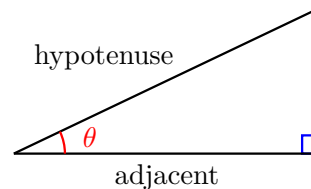
b $c = 55$ ft

c The answers agree when rounded to units. Rounding during calculation can cause the results to differ.

The third trigonometric ratio, called the **cosine**, is the ratio of the side adjacent to an angle and the hypotenuse of the triangle.

Definition 2.26 Cosine of an Acute Angle.

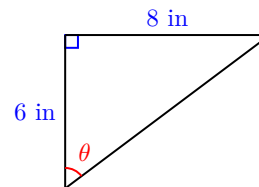
$$\cos(\theta) = \frac{\text{adjacent}}{\text{hypotenuse}}$$



◇

Example 2.27

Find $\sin(\theta)$, $\cos(\theta)$, and $\tan(\theta)$ for the triangle shown at right.



Solution. First, we use the Pythagorean theorem to find the hypotenuse, c .

$$c^2 = 6^2 + 8^2$$

$$c^2 = 536 = 84 = 100$$

Take square roots.

$$c = \sqrt{100} = 10$$

For the angle θ , the opposite side is 8 inches long, and the adjacent side is 6 inches long, as shown in the figure. Thus,

$$\sin(\theta) = \frac{\text{opposite}}{\text{hypotenuse}} = \frac{8}{10} \text{ or } 0.8$$

$$\cos(\theta) = \frac{\text{adjacent}}{\text{hypotenuse}} = \frac{6}{10} \text{ or } 0.6$$

$$\tan(\theta) = \frac{\text{opposite}}{\text{adjacent}} = \frac{8}{6} \text{ or } 1.\bar{3}$$

□

Activity 2.3 Sine and Cosine.

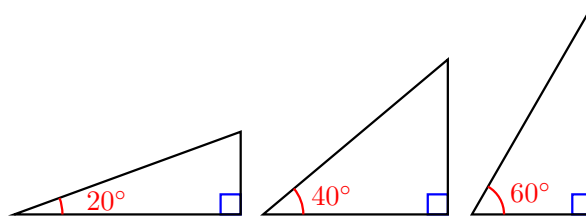
- 1 Use your calculator to complete the table. Round the values of sine and cosine to four decimal places.

| θ | 0° | 10° | 20° | 30° | 40° | 50° | 60° | 70° | 80° | 90° |
|----------------|-----------|------------|------------|------------|------------|------------|------------|------------|------------|------------|
| $\sin(\theta)$ | | | | | | | | | | |
| $\cos(\theta)$ | | | | | | | | | | |

- 2 What do you notice about the values of sine and cosine? Can you explain why this is true? (Hint: If one (non-right) angle of a right triangle measures x degrees, how big is the other angle?)
- 3 Sketch a right triangle and label the opposite and adjacent sides for each (non-right) angle.

Note 2.28 In the Activity, you should also notice that as the angle θ increases, $\sin(\theta)$ increases but $\cos(\theta)$ decreases.

You can see why this is true in the figure below. In each right triangle, the hypotenuse has the same length. But as the angle increases, the opposite side gets longer and the adjacent side gets shorter.



The Three Trigonometric Ratios

Here is a summary of the three trigonometric ratios we have discussed.

Trigonometric Ratios.

If θ is one of the angles in a right triangle,

$$\sin(\theta) = \frac{\text{opposite}}{\text{hypotenuse}}$$

$$\cos(\theta) = \frac{\text{adjacent}}{\text{hypotenuse}}$$

$$\tan(\theta) = \frac{\text{opposite}}{\text{adjacent}}$$

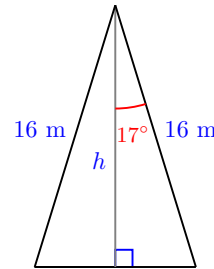
These three definitions are the foundation for all the rest of trigonometry. **You should internalize them immediately!!**

We must also be careful to apply these definitions of the trigonometric ratios *only* to right triangles. In the next example, we create a right triangle by drawing an extra line.

Example 2.29 The vertex angle of an isosceles triangle is 34° , and the equal sides are 16 meters long. Find the altitude of the triangle.

Solution.

The triangle described is not a right triangle. However, the altitude of an isosceles triangle bisects the vertex angle and divides the triangle into two congruent right triangles, as shown in the figure. The 16-meter side becomes the hypotenuse of the right triangle, and the altitude, h , of original triangle is the side adjacent to the 17° angle.



Which of the three trig ratios is helpful in this problem? The cosine is the ratio that relates the hypotenuse and the adjacent side, so we'll begin with the equation

$$\cos(17^\circ) = \frac{\text{adjacent}}{\text{hypotenuse}}$$

We use a calculator to find $\cos(17^\circ)$ and fill in the lengths of the sides.

$$0.9563 = \frac{h}{16}$$

Solving for h gives

$$h = 16(0.9563) = 15.3008$$

The altitude of the triangle is about 15.3 meters long. □

Checkpoint 2.30 Another isosceles triangle has base angles of 72° and equal sides of length 6.8 centimeters. Find the length of the base.

Answer. 4 cm

Review the following skills you will need for this section.

Algebra Refresher 2.4

Write two more ratios equivalent to the given fraction.

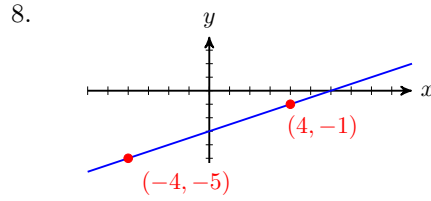
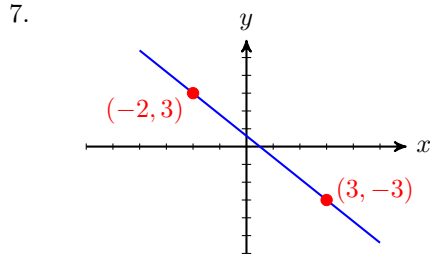
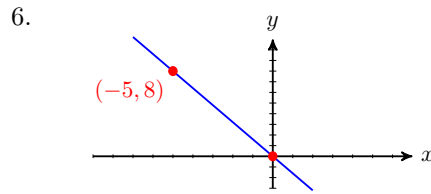
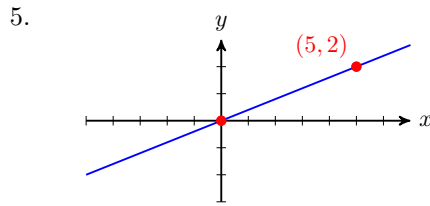
1. $\frac{10}{4}$

2. $\frac{6}{8}$

3. 0.6

4. 1.5

Compute the slope of the line.



Solve.

9. $\frac{12}{x} = 48$

10. $\frac{60}{x} = 80$

Algebra Refresher Answers

(Many answers are possible for 1–4.)

1 $\frac{5}{2}, \frac{20}{8}$

4 $\frac{6}{4}, \frac{12}{8}$

7 $\frac{-6}{5}$

10 $\frac{3}{4}$

2 $\frac{3}{4}, \frac{12}{16}$

5 $\frac{2}{5}$

8 $\frac{1}{2}$

3 $\frac{3}{5}, \frac{12}{20}$

6 $\frac{-8}{5}$

9 $\frac{1}{4}$

Section 2.2 Summary

Vocabulary

- Sine
- Tangent
- Adjacent side
- Cosine
- Angle of elevation
- Irrational number

Concepts

1 By using similar triangles, we can find the unknown sides of a right triangle if we know only *one* side and *one* of the acute angles.

2

Trigonometric Ratios.

If θ is one of the angles in a right triangle,

$$\sin(\theta) = \frac{\text{opposite}}{\text{hypotenuse}}$$

$$\cos(\theta) = \frac{\text{adjacent}}{\text{hypotenuse}}$$

$$\tan(\theta) = \frac{\text{opposite}}{\text{adjacent}}$$

- 3 The trigonometric ratio of an angle θ is the same for every right triangle containing the angle.

Study Questions

- 1 Sketch a figure that illustrates why $\cos(25^\circ)$ is the same for every right triangle with a 25° angle.
- 2 Sketch a figure that illustrates why $\cos(\theta)$ decreases as θ increases from 0° to 90° .
- 3 Which trigonometric ratio would you use to find the hypotenuse of a right triangle if you knew one acute angle and the side opposite that angle?
- 4 Does your calculator give you the exact decimal values for the trigonometric ratios of acute angles?

Skills

Practice each skill in the Homework Problems listed.

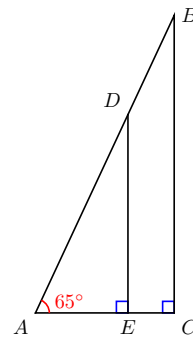
- 1 Use measurements to calculate the trigonometric ratios for acute angles #1-10, 57-60
- 2 Use trigonometric ratios to find unknown sides of right triangles #11-26
- 3 Solve problems using trigonometric ratios #27-34, 41-46
- 4 Use trig ratios to write equations relating the sides of a right triangle #35-40
- 5 Use relationships among the trigonometric ratios #47-56, 61-68

Homework 2.2

1.

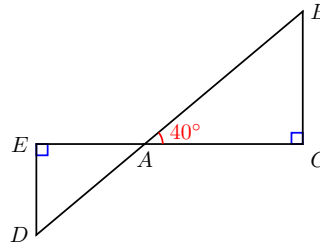
Here are two right triangles with a 65° angle.

- a Measure the sides AB and BC with a ruler. Use the lengths to estimate $\sin(65^\circ)$.
- b Measure the sides AD and DE with a ruler. Use the lengths to estimate $\sin(65^\circ)$.
- c Use your calculator to look up $\sin(65^\circ)$. Compare your answers. How close were your estimates?



2. Use the figure in Problem 1 to calculate two estimates each for the cosine and tangent of 65° . Compare your estimates to your calculator's values for $\cos(65^\circ)$ and $\tan(65^\circ)$.
3. Here are two right triangles with a 40° angle.

- a Measure the sides AB and AC with a ruler. Use the lengths to estimate $\cos(40^\circ)$.
- b Measure the sides AD and AE with a ruler. Use the lengths to estimate $\cos(40^\circ)$.
- c Use your calculator to look up $\cos(40^\circ)$. Compare your answers. How close were your estimates?

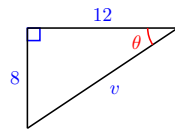


4. Use the figure in Problem 2 to calculate two estimates each for the cosine and tangent of 40° . Compare your estimates to your calculator's values for $\sin(40^\circ)$ and $\tan(40^\circ)$.

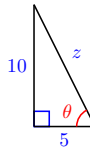
Exercise Group. For the right triangles in Problems 5–10,

- a Find the length of the unknown side.
- b Find the sine, cosine, and tangent of θ . Round your answers to four decimal places.

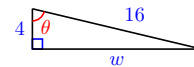
5.



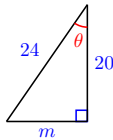
6.



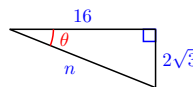
7.



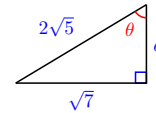
8.



9.



10.



Exercise Group. For Problems 11–16,

- a Sketch and label the sides of a right triangle with angle θ .
- b Sketch and label another right triangle with angle θ and longer sides.

11. $\cos(\theta) = \frac{3}{5}$

12. $\tan(\theta) = \frac{7}{2}$

13. $\tan(\theta) = \frac{11}{4}$

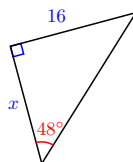
14. $\sin(\theta) = \frac{4}{9}$

15. $\sin(\theta) = \frac{1}{9}$

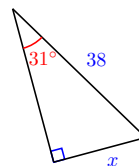
16. $\cos(\theta) = \frac{7}{8}$

Exercise Group. For Problems 17–22, use one of the three trigonometric ratios to find the unknown side of the triangle. Round your answer to hundredths.

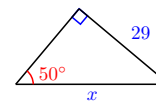
17.



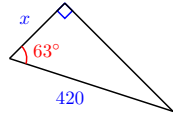
18.



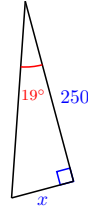
19.



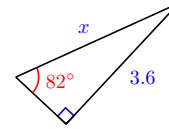
20.



21.



22.



Exercise Group. For Problems 23–26, sketch and label a right triangle with the given properties.

23. One angle is 40° , the side opposite that angle is 8 inches
24. One angle is 65° , the side adjacent to that angle is 30 yards
25. One angle is 28° , the hypotenuse is 56 feet
26. One leg is 15 meters, the hypotenuse is 18 meters

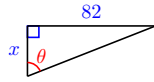
Exercise Group. For Problems 27–34,

- a Sketch a right triangle that illustrates the situation. Label your sketch with the given information.
 - b Choose the appropriate trig ratio and write an equation, then solve the problem.
27. To measure the height of cloud cover, airport controllers fix a searchlight to shine a vertical beam on the clouds. The searchlight is 120 yards from the office. A technician in the office measures the angle of elevation to the light on the cloud cover at 54.8° . What is the height of the cloud cover?
 28. To measure the distance across a canyon, Evel first sights an interesting rock directly opposite on the other side. He then walks 200 yards down the rim of the canyon and sights the rock again, this time at an angle of 18.5° from the canyon rim. What is the width of the canyon?
 29. A salvage ship is searching for the wreck of a pirate vessel on the ocean floor. Using sonar, they locate the wreck at an angle of depression of 36.2° . The depth of the ocean at their location is 260 feet. How far should they move so that they are directly above the wrecked vessel?
 30. Ramps for wheelchairs should be no steeper than an angle of 6° . How much horizontal distance should be allowed for a ramp that rises 5 feet in height?
 31. The radio signal from a weather balloon indicates that it is 1500 meters from a meteorologist on the ground. The angle of elevation to the balloon is 48° . What is the balloon's altitude?
 32. According to Chinese legend, around 200 BC the general Han Xin used a kite to determine the distance from his location to an enemy palace. He then dug a secret tunnel which emerged inside the palace. When the kite was directly above the palace, its angle of elevation was 27° and the string to the kite was 1850 feet long. How far did Han Xin's troops have to dig?
 33. A cable car on a ski lift traverses a horizontal distance of 1800 meters at an angle of 38° . How long is the cable?
 34. Zelda is building the loft on her summer cottage. At its central point, the height of the loft is 8 feet, and the pitch of the roof should be 24° .

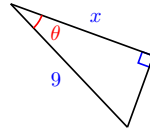
How long should the rafters be?

Exercise Group. For Problems 35–40, use a trig ratio to write an equation for x in terms of θ .

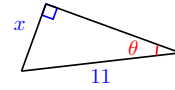
35.



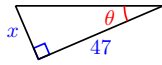
36.



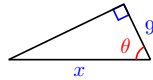
37.



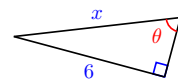
38.



39.

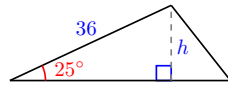


40.

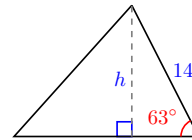


Exercise Group. For Problems 41–44, find the altitude of the triangle. Round your answer to two decimal places.

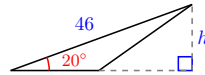
41.



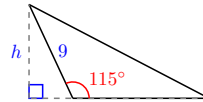
42.



43.

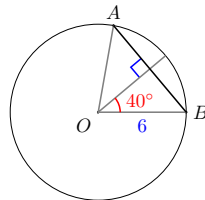


44.

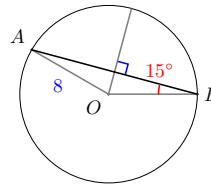


Exercise Group. For Problems 45 and 46, find the length of the chord AB . Round your answer to two decimal places.

45.

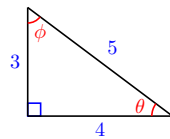


46.



Exercise Group. For Problems 47–50, fill in the table.

47.



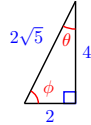
| | $\sin(\theta)$ | $\cos(\theta)$ | $\tan(\theta)$ |
|----------|----------------|----------------|----------------|
| θ | | | |
| ϕ | | | |

48.



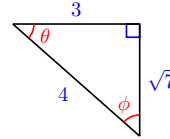
| | $\sin(\theta)$ | $\cos(\theta)$ | $\tan(\theta)$ |
|----------|----------------|----------------|----------------|
| θ | | | |
| ϕ | | | |

49.



| | $\sin(\theta)$ | $\cos(\theta)$ | $\tan(\theta)$ |
|----------|----------------|----------------|----------------|
| θ | | | |
| ϕ | | | |

50.



| | $\sin(\theta)$ | $\cos(\theta)$ | $\tan(\theta)$ |
|----------|----------------|----------------|----------------|
| θ | | | |
| ϕ | | | |

51.

- a In each of the figures for Problems 47-50, what is the relationship between the angles θ and ϕ ?
- b Study the tables for Problems 47-50. What do you notice about the values of sine and cosine for the angles θ and ϕ ? Explain why this is true.

52. There is a relationship between the tangent, the sine, and the cosine of any angle. Study the tables for Problems 47-50 to discover this relationship. Write your answer as an equation.

53.

- a Use the figure to explain what happens to $\tan(\theta)$ as θ increases, and why.
- b Use the figure to explain what happens to $\cos(\theta)$ as θ increases, and why.



54.

- a Fill in the table for values of $\tan(\theta)$. Round your answers to four decimal places.

| θ | 0° | 10° | 20° | 30° | 40° | 50° | 60° | 70° | 80° |
|----------------|-----------|------------|------------|------------|------------|------------|------------|------------|------------|
| $\tan(\theta)$ | | | | | | | | | |

- b Fill in the table for values of $\tan(\theta)$. Round your answers to three decimal places.

| θ | 81° | 82° | 83° | 84° | 85° | 86° | 87° | 88° | 89° |
|----------------|------------|------------|------------|------------|------------|------------|------------|------------|------------|
| $\tan(\theta)$ | | | | | | | | | |

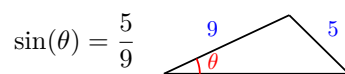
- c What happens to $\tan(\theta)$ as θ increases?
- d What value does your calculator give for $\tan(90^\circ)$? Why?

55. Explain why it makes sense that $\sin(0^\circ) = 0$ and $\sin(90^\circ) = 1$. Use a figure to illustrate your explanation.

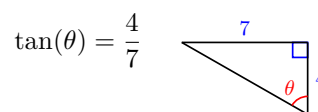
56. Explain why it makes sense that $\cos(0^\circ) = 1$ and $\cos(90^\circ) = 0$. Use a figure to illustrate your explanation.

Exercise Group. For Problems 57–60, explain why the trigonometric ratio is *not* correct.

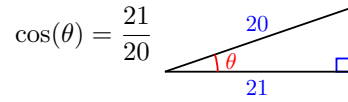
57.



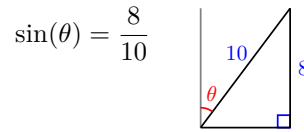
58.



59.



60.



Exercise Group. For Problems 61–64, sketch and label a right triangle, then fill in the blank.

61.

a If $\sin(\theta) = 0.2358$, then $\cos(90^\circ - \theta) =$ _____.

b If $\cos(\alpha) = \frac{3}{11}$, then _____ $(90^\circ - \alpha) = \frac{3}{11}$.

c If $\sin(42^\circ) = n$, then $\cos(\text{_____}) = n$.

d If $\cos(13^\circ) = z$, then $\sin(\text{_____}) = z$.

62.

a If $\cos(\beta) = \frac{2}{\sqrt{7}}$, then $\sin(90^\circ - \beta) =$ _____.

b If $\sin(\phi) = 0.693$, then _____ $(90^\circ - \phi) = 0.693$.

c If $\cos(87^\circ) = p$, then $\sin(\text{_____}) = p$.

d If $\sin(59^\circ) = w$, then $\cos(\text{_____}) = w$.

63.

a If $\sin(\phi) = \frac{5}{13}$ and $\cos(\phi) = \frac{12}{13}$, then $\tan(\phi) =$ _____.

b If $\cos(\beta) = \frac{1}{\sqrt{10}}$, and $\sin(\beta) = \frac{3}{\sqrt{10}}$, then $\tan(\beta) =$ _____.

c If $\tan(B) = \frac{2}{\sqrt{5}}$ and $\cos(B) = \frac{\sqrt{5}}{3}$, then $\sin(B) =$ _____.

d If $\sin(W) = \sqrt{\frac{3}{7}}$ and $\tan(W) = \frac{\sqrt{3}}{2}$, then $\cos(W) =$ _____.

64.

a If $\cos(\theta) = \frac{2}{\sqrt{10}}$ and $\sin(\theta) = \sqrt{\frac{3}{5}}$, then $\tan(\theta) =$ _____.

b If $\sin(\alpha) = \frac{\sqrt{2}}{4}$, and $\cos(\alpha) = \frac{\sqrt{14}}{4}$, then $\tan(\alpha) =$ _____.

c If $\tan(A) = \frac{\sqrt{7}}{3}$ and $\cos(A) = \frac{3}{4}$, then $\sin(A) =$ _____.

d If $\sin(V) = \sqrt{\frac{10}{5}}$ and $\tan(V) = \frac{2}{5}$, then $\cos(V) =$ _____.

65. Explain why the cosine of a 73° angle is always the same, no matter what size triangle the angle is in. Illustrate your explanation with a sketch.

66.

a Use your calculator to fill in a table of values for $\cos(\theta)$, rounded to hundredths.

| | | | | | | | |
|----------------|-----------|------------|------------|------------|------------|------------|------------|
| θ | 0° | 15° | 30° | 45° | 60° | 75° | 90° |
| $\cos(\theta)$ | | | | | | | |

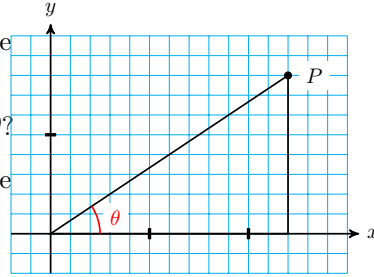
b If you plotted the points in your table, would they lie on a straight line? Why or why not?

67.

a What is the slope of the line through the origin and point P ?

b What is the tangent of the angle θ ?

c On the same grid, sketch an angle whose tangent is $\frac{8}{5}$.

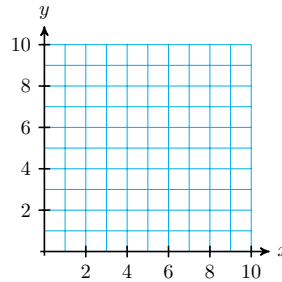


68.

a Use your calculator to complete the table. Rounded your answers to hundredths.

| | | | | | | |
|----------------|------------|------------|------------|------------|------------|------------|
| θ | 14° | 22° | 35° | 42° | 58° | 78° |
| $\tan(\theta)$ | | | | | | |

b Use the values of $\tan(\theta)$ to sketch all the angles listed in the table. Locate the vertex of each angle at the origin, and the initial side along the positive x -axis.



2.3 Solving Right Triangles

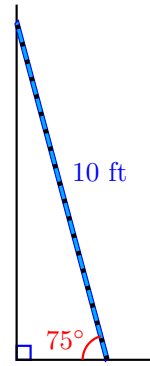
Introduction

A triangle has six parts: three sides and three angles. In a right triangle, we know that one of the angles is 90° . If we know three parts of a right triangle, including one of the sides, we can use trigonometry to find all the other unknown parts. This is called *solving* the triangle.

Example 2.31

A 10 foot ladder is leaning against a wall. If the base of the ladder is too far from the wall, the base can slide out. If the ladder base is too close to the wall, there's a risk that the ladder could tip over backwards. For safety reasons, the leaning ladder should make a 75° angle with the ground.

- How far should the base of the ladder be from the wall?
- How far up the wall will the top of the ladder reach?



Solution.

- The distance between the base of the ladder and the wall is the side adjacent to the 75° angle. We can find the side adjacent to the 75° angle by using the cosine ratio.

$$\begin{aligned}\cos(75^\circ) &= \frac{\text{adjacent}}{\text{hypotenuse}} \\ 0.2588 &= \frac{b}{10} \\ b &= 10(0.2588) = 2.588\end{aligned}$$

The base of the ladder should be about 2.6 feet from the wall.

- To find side how far up the wall the ladder will reach, we could use the Pythagorean theorem now, but it is better to use given information, rather than values we have calculated, to find the other unknown parts. We will use the sine ratio.

$$\begin{aligned}\sin(75^\circ) &= \frac{\text{opposite}}{\text{hypotenuse}} \\ 0.9659 &= \frac{a}{10} \\ a &= 10(0.9659) = 9.659\end{aligned}$$

The ladder will reach about 9.7 feet.

□

Checkpoint 2.32 Sketch a right triangle with

- one angle of 37° ,
- the side adjacent to that angle of length 5 centimeters.

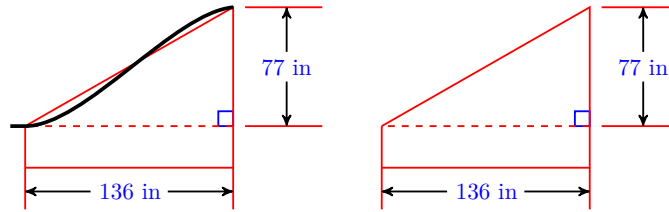
Without doing the calculations, list the steps you would use to solve the triangle.

Answer. Use $\tan(37^\circ)$ to find the opposite side. Use $\cos(37^\circ)$ to find the hypotenuse. Subtract 37° from 90° to find the third angle.

Finding an Angle

While watching her niece at the playground, Francine wonders how steep the slide is. She happens to have a tape measure and her calculator with her, and finds that the slide is 77 inches high and covers a horizontal distance of 136

inches, as shown below.



Francine knows that one way to describe the steepness of an incline is to calculate its slope, which in this case is

$$\frac{\Delta y}{\Delta x} = \frac{77}{136} = 0.5662$$

However, Francine would really like to know what angle the slide makes with the horizontal. She realizes that the slope she has just calculated is also the tangent of the angle she wants.

If we know the tangent of an angle, can we find the angle? Yes, we can: locate the key labeled \tan^{-1} on your calculator; it is probably the second function above the $\boxed{\text{TAN}}$ key. Enter

$$\boxed{2\text{nd}} \boxed{\text{TAN}} 0.5662$$

and you should find that

$$\tan^{-1}(0.5662) = 29.52^\circ.$$

This means that 29.52° is the angle whose tangent is 0.5662. We read the notation as "**inverse tangent** of 0.5662 is 29.52 degrees."

When we find \tan^{-1} of a number, we are finding an angle whose tangent is that number. Similarly, \sin^{-1} and \cos^{-1} are read as "inverse sine" and "inverse cosine." They find an angle with the given sine or cosine.

Example 2.33 Find the angle whose sine is 0.6834.

Solution. Enter $\boxed{2\text{nd}} \boxed{\text{SIN}} 0.6834$ into your calculator to find

$$\sin^{-1}(0.6834) = 43.11^\circ$$

So 43.11° is the angle whose sine is 0.6834. Or we can say that

$$\sin(43.11^\circ) = 0.6834$$

You can check the last equation on your calculator. □

Note 2.34 In the last example, the two equations

$$\sin(43.11^\circ) = 0.6834 \quad \text{and} \quad \sin^{-1}(0.6834) = 43.11^\circ$$

say the same thing in different ways.

Caution 2.35 The notation $\sin^{-1}(x)$ does *not* mean $\frac{1}{\sin(x)}$. It is true that we use negative exponents to indicate reciprocals of numbers, for example $a^{-1} = \frac{1}{a}$ and $3^{-1} = \frac{1}{3}$. But "sin" by itself is not a variable.

- $\sin^{-1}(x)$ means "the angle whose sine is x "
- $\frac{1}{\sin(x)}$ means "the reciprocal of the sine of angle x "

(You may recall that $f^{-1}(x)$ denotes the inverse function for $f(x)$. We will study trigonometric functions in Chapter 4.)

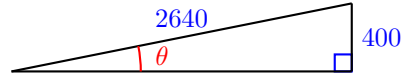
Checkpoint 2.36 Write the following fact in two different ways: 68° is the angle whose cosine is 0.3746.

Answer. $\cos(68^\circ) = 0.3746$ or $\cos^{-1}(0.3746) = 68^\circ$

Example 2.37 Find the angle of inclination of a hill if you gain 400 feet in elevation while traveling half a mile.

Solution. A sketch of the hill is shown at right. (Recall that 1 mile = 5280 feet.)

$$\begin{aligned}\sin(\theta) &= \frac{400}{2640} = 0.\overline{15} \\ \theta &= \sin^{-1}(0.\overline{15}) = 8.71^\circ\end{aligned}$$



The angle of inclination of the hill is about 8.7° . □

Checkpoint 2.38

The tallest living tree is a coast redwood named Hyperion, at 378.1 feet tall. If you stand 100 feet from the base of the tree, what is the angle of elevation of your line of sight to the top of the tree? Round your answer to the nearest degree.



Answer. 75°

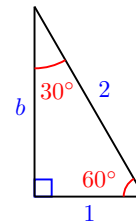
The Special Angles

The trigonometric ratios for most angles are irrational numbers, but there are a few angles whose trig ratios are “nice” values. You already know one of these values: the sine of 30° . Because the sides of a right triangle are related by the Pythagorean theorem, if we know any one of the trig ratios for an angle, we can find the others.

Recall that the side opposite a 30° angle is half the length of the hypotenuse, so $\sin(30^\circ) = \frac{1}{2}$.

The figure at right shows a 30-60-90 triangle with hypotenuse of length 2. The opposite side has length 1, and we can calculate the length of the adjacent side.

$$\begin{aligned}1^2 + b^2 &= 2^2 \\ b^2 &= 2^2 - 1^2 = 3 \\ b &= \sqrt{3}\end{aligned}$$



Now we know the cosine and tangent of 30° .

$$\cos(30^\circ) = \frac{\text{adjacent}}{\text{hypotenuse}} = \frac{\sqrt{3}}{2} \quad \tan(30^\circ) = \frac{\text{opposite}}{\text{adjacent}} = \frac{1}{\sqrt{3}}$$

These are *exact* values for the trig ratios, but we can also find decimal

approximations. Use your calculator to verify the following approximate values.

| exact value | approximation |
|---------------------------------------|------------------|
| $\cos(30^\circ) = \frac{\sqrt{3}}{2}$ | ≈ 0.8660 |
| $\tan(30^\circ) = \frac{1}{\sqrt{3}}$ | ≈ 0.5774 |

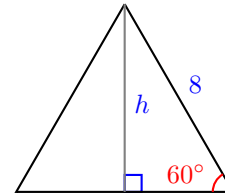
Caution 2.39 It is important for you to understand the difference between exact and approximate values. These decimal approximations, like nearly all the other trig values your calculator gives you, are rounded off. Even if your calculator shows you ten or twelve digits, the values are not exactly correct -- although they are quite adequate for most practical calculations!

The angles 30° , 60° , and 45° are “special” because we can easily find exact values for their trig ratios, and use those exact values to find exact lengths for the sides of triangles with those angles.

Example 2.40 Matterhorn Chocolate bars are sold in boxes shaped like triangular prisms. The two triangular ends of a box are equilateral triangles with 8 centimeter sides. When stacking the boxes on a shelf, the second level will be a triangle’s altitude above bottom level. Find the exact length of the triangle’s altitude, h .

Solution.

The altitude divides the triangle into two 30-60-90 right triangles as shown in the figure. The altitude is adjacent to the 30° angle, and the hypotenuse of the right triangle is 8 centimeters. Thus,



$$\cos(30^\circ) = \frac{\text{adjacent}}{\text{hypotenuse}}$$

Fill in the values.

$$\frac{\sqrt{3}}{2} = \frac{h}{8}$$

Multiply both sides by 8.

$$h = 8 \left(\frac{\sqrt{3}}{2} \right) = 4\sqrt{3}$$

The altitude is $4\sqrt{3}$ centimeters long, which is approximately 6.9 cm. \square

From this exact answer, we can find approximations to any degree of accuracy we like. You can check that $4\sqrt{3} \approx 6.9282$, so the altitude is approximately 6.9 centimeters long.

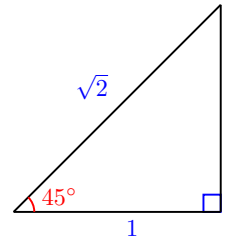
Checkpoint 2.41 Use the figure in the previous example to find exact values for the sine, cosine, and tangent of 60° .

Answer. $\sin(60^\circ) = \frac{\sqrt{3}}{2}$, $\cos(60^\circ) = \frac{1}{2}$, $\tan(60^\circ) = \sqrt{3}$

There is one more special angle: 45° . We find the trig ratios for this angle using an isosceles right triangle. Because the base angles of an isosceles triangle are equal, they must both be 45° .

The figure shows an isosceles right triangle with equal sides of length 1. You can use the Pythagorean theorem to show that the hypotenuse has length $\sqrt{2}$, so the trig ratios for 45° are

$$\begin{aligned}\sin(45^\circ) &= \frac{\text{opposite}}{\text{hypotenuse}} = \frac{1}{\sqrt{2}} \approx 0.7071 \\ \cos(45^\circ) &= \frac{\text{adjacent}}{\text{hypotenuse}} = \frac{1}{\sqrt{2}} \approx 0.7071 \\ \tan(45^\circ) &= \frac{\text{opposite}}{\text{adjacent}} = 1\end{aligned}$$

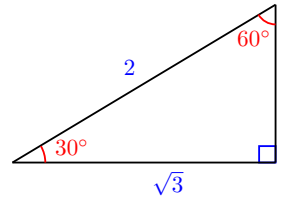
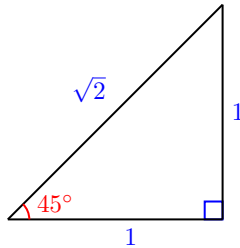


The Trigonometric Ratios for the Special Angles

Here is a summary of the trig ratios for the special angles.

| Trigonometric Ratios for the Special Angles | | | |
|---|-------------------------------------|-------------------------------------|-------------------------------------|
| Angle | Sine | Cosine | Tangent |
| 30° | $\frac{1}{2} = 0.5$ | $\frac{\sqrt{3}}{2} \approx 0.8660$ | $\frac{1}{\sqrt{3}} \approx 0.5774$ |
| 45° | $\frac{1}{\sqrt{2}} \approx 0.7071$ | $\frac{1}{\sqrt{2}} \approx 0.7071$ | 1 |
| 60° | $\frac{\sqrt{3}}{2} \approx 0.8660$ | $\frac{1}{2} = 0.5$ | $\sqrt{3} \approx 1.732$ |

You should be familiar with the exact values for these trig ratios. A good way to remember them is to know the two special triangles shown below. From these triangles, you can always write down the three trig ratios for the special angles.



You should also be able to recognize their decimal approximations.

Note 2.42 We can use the special angles as benchmarks for estimating and mental calculation. For example, we know that $\sin(60^\circ) \approx 0.8660$, so if $\sin(\theta) = 0.95$ for some unknown angle θ , we know that $\theta > 60^\circ$, because as θ increases from the sine of θ increases also.

Example 2.43 If $\cos(\alpha) > \frac{\sqrt{3}}{2}$, what can we say about α ?

Solution. As an angle increases from 0° to 90° , its cosine decreases. Now, $\cos(30^\circ) = \frac{\sqrt{3}}{2}$, so if $\cos(\alpha) > \frac{\sqrt{3}}{2}$, then α must be less than 30° . \square

Checkpoint 2.44 If $1 < \tan(\beta) < \sqrt{3}$, what can we say about β ?

Answer. $45^\circ < \beta < 60^\circ$

Review the following skills you will need for this section.

Algebra Refresher 2.5

Simplify.

1. $\sqrt{2}\sqrt{2}$

2. $\frac{3}{\sqrt{3}}$

3. $\sqrt{8}$

4. $\sqrt{\frac{3}{4}}$

Rationalize the denominator.

5. $\frac{1}{\sqrt{2}}$ 6. $\frac{2}{\sqrt{3}}$ 7. $\frac{6}{\sqrt{3}}$ 8. $\frac{4}{\sqrt{8}}$

Algebra Refresher Answers

- 1 2 3 $2\sqrt{2}$ 5 $\frac{\sqrt{2}}{2}$ 7 $2\sqrt{3}$
- 2 $\sqrt{3}$ 4 $\frac{\sqrt{3}}{2}$ 6 $\frac{2\sqrt{3}}{3}$ 8 $\sqrt{2}$

Section 2.3 Summary

Vocabulary

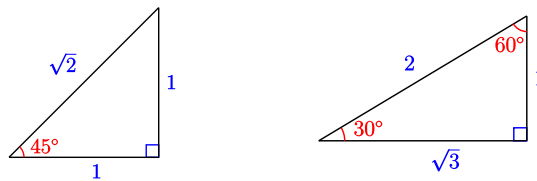
- Solve a triangle
- Inverse sine
- Inverse cosine
- Inverse tangent
- Special angles
- Exact value
- Decimal approximation

Concepts

- 1 If we know one of the sides of a right triangle and any one of the other four parts, we can use trigonometry to find all the other unknown parts.
- 2 If we know one of the trigonometric ratios of an acute angle, we can find the angle using the inverse trig key on a calculator.
- 3 The exact values of trigonometric ratios of the special angles should be memorized.

| Angle | Sine | Cosine | Tangent |
|-------|-------------------------------------|-------------------------------------|-------------------------------------|
| 30° | $\frac{1}{2} = 0.5$ | $\frac{\sqrt{3}}{2} \approx 0.8660$ | $\frac{1}{\sqrt{3}} \approx 0.5774$ |
| 45° | $\frac{1}{\sqrt{2}} \approx 0.7071$ | $\frac{1}{\sqrt{2}} \approx 0.7071$ | 1 |
| 60° | $\frac{\sqrt{3}}{2} \approx 0.8660$ | $\frac{1}{2} = 0.5$ | $\sqrt{3} \approx 1.732$ |

- 4 You can remember the trig values for the special angles if you know two triangles:



- 5 For the trigonometric ratios of most angles, your calculator gives approximations, not exact values.

Study Questions

- 1 How many parts of a right triangle (including the right angle) do you need to know in order to solve the triangle?
- 2 Why is it better to use the given values when solving a triangle, rather than values you have calculated?

- 3 What is the \sin^{-1} (or \cos^{-1} or \tan^{-1}) button on the calculator used for?
- 4 Which are the "special" angles, and why are they special?

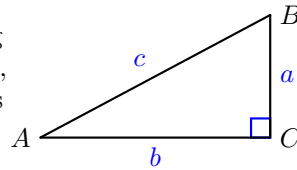
Skills

Practice each skill in the Homework Problems listed.

- 1 Solve a right triangle #1-16, 63-74
- 2 Use inverse trig ratio notation #17-34
- 3 Use trig ratios to find an angle #17-22, 35-38
- 4 Solve problems involving right triangles #35-48
- 5 Know the trig ratios for the special angles #49-62, 75-78

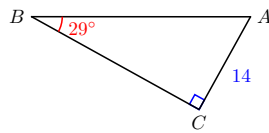
Homework 2.3

In these Homework Problems, we use the following standard notation for a right triangle: in $\triangle ABC$, $\angle C$ is a right angle. The side opposite $\angle C$ has length c , and so on. (See the figure at right.)

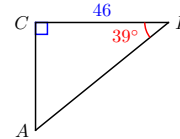


Exercise Group. For Problems 1–4, solve the triangle. Round answers to hundredths.

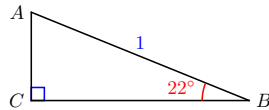
1.



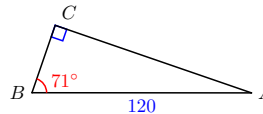
2.



3.



4.



Exercise Group. For Problems 5–10,

- a Sketch the right triangle described.
- b Solve the triangle.

- 5. $A = 42^\circ$, $c = 26$
- 6. $B = 28^\circ$, $c = 6.8$
- 7. $B = 33^\circ$, $a = 300$
- 8. $B = 79^\circ$, $a =$
- 9. $A = 12^\circ$, $a = 4$
- 10. $A = 50^\circ$, $a = 10$

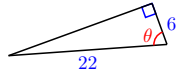
Exercise Group. For Problems 11–16,

- a Sketch the right triangle described.
- b Without doing the calculations, list the steps you would use to solve the triangle.

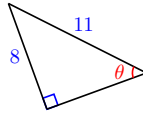
11. $B = 53.7^\circ$, $b = 8.2$ 12. $B = 80^\circ$, $a = 250$
 13. $A = 25^\circ$, $b = 40$ 14. $A = 15^\circ$, $c = 62$
 15. $A = 64.5^\circ$, $c = 24$ 16. $B = 44^\circ$, $b = 0.6$

Exercise Group. For Problems 17–22, find the labeled angle. Round your answer to tenths of a degree.

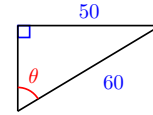
17.



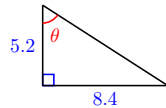
18.



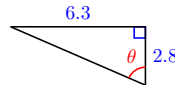
19.



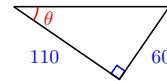
20.



21.



22.



Exercise Group. For Problems 23–28, evaluate the expression and sketch a right triangle to illustrate.

23. $\sin^{-1}(0.2)$ 24. $\cos^{-1}(0.8)$ 25. $\tan^{-1}(1.5)$
 26. $\tan^{-1}(2.5)$ 27. $\cos^{-1}(0.2839)$ 28. $\sin^{-1}(0.4127)$

Exercise Group. For Problems 29–32, write two different equations for the statement.

29. The cosine of 15° is 0.9659.
 30. The sine of 70° is 0.9397.
 31. The angle whose tangent is 3.1445 is 65° .
 32. The angle whose cosine is 0.0872 is 85° .
 33. Evaluate the expressions, and explain what each means.

$$\sin^{-1}(0.6), \quad (\sin 6^\circ)^{-1}$$

34. Evaluate the expressions, and explain what each means.

$$\cos^{-1}(0.36), \quad (\cos 36^\circ)^{-1}$$

Exercise Group. For Problems 35–38,

- a Sketch a right triangle that illustrates the situation. Label your sketch with the given information.
 b Choose the appropriate trig ratio and write an equation, then solve the problem.
35. The gondola cable for the ski lift at Snowy Peak is 2458 yards long and climbs 1860 feet. What angle with the horizontal does the cable make?
 36. The Leaning Tower of Pisa is 55 meters in length. An object dropped from the top of the tower lands 4.8 meters from the base of the tower. At what angle from the horizontal does the tower lean?
 37. A mining company locates a vein of minerals at a depth of 32 meters. However, there is a layer of granite directly above the minerals, so they decide to drill at an angle, starting 10 meters from their original location. At what angle from the horizontal should they drill?

38. The birdhouse in Carolyn's front yard is 12 feet tall, and its shadow at 4 pm is 15 feet 4 inches long. What is the angle of elevation of the sun at 4 pm?

Exercise Group. For Problems 39–42,

- a Sketch the right triangle described.
b Solve the triangle.

39. $a = 18$, $b = 26$

40. $a = 35$, $b = 27$

41. $b = 10.6$, $c = 19.2$

42. $a = 88$, $c = 132$

Exercise Group. For Problems 43–48,

- a Make a sketch that illustrates the situation. Label your sketch with the given information.
b Write an equation and solve the problem.

43. The Mayan pyramid of El Castillo at Chichen Itza in Mexico has 91 steps. Each step is 26 cm high and 30 cm deep.

i What angle does the side of the pyramid make with the horizontal?

ii What is the distance up the face of the pyramid, from base to top platform?

44. An airplane begins its descent when its altitude is 10 kilometers. The angle of descent should be 3° from horizontal.

i How far from the airport (measured along the ground) should the airplane begin its descent?

ii How far will the airplane travel on its descent to the airport?

45. A communications satellite is in a low earth orbit (LOE) at an altitude of 400 km. From the satellite, the angle of depression to earth's horizon is 19.728° . Use this information to calculate the radius of the earth.

46. The first Ferris wheel was built for the 1893 Chicago world's fair. It had a diameter of 250 feet, and the boarding platform, at the base of the wheel, was 14 feet above the ground. If you boarded the wheel and rotated through an angle of 50° , what would be your height above the ground?

47. To find the distance across a ravine, Delbert takes some measurements from a small airplane. When he is a short distance from the ravine at an altitude of 500 feet, he finds that the angle of depression to the near side of the ravine is 56° , and the angle of depression to the far side is 32° . What is the width of the ravine? (Hint: First find the horizontal distance from Delbert to the near side of the ravine.)

48. The window in Francine's office is 4 feet wide and 5 feet tall. The bottom of the window is 3 feet from the floor. When the sun is at an angle of elevation of 64° , what is the area of the sunny spot on the floor?

49. Which of the following numbers are equal to $\cos(45^\circ)$?

a $\frac{\sqrt{2}}{2}$

b $\frac{1}{\sqrt{2}}$

c $\frac{2}{\sqrt{2}}$

d $\sqrt{2}$

50. Which of the following numbers are equal to $\tan(30^\circ)$?

a $\sqrt{3}$ b $\frac{1}{\sqrt{3}}$ c $\frac{\sqrt{3}}{3}$ d $\frac{3}{\sqrt{3}}$

51. Which of the following numbers are equal to $\tan(60^\circ)$?

a $\sqrt{3}$ b $\frac{1}{\sqrt{3}}$ c $\frac{\sqrt{3}}{3}$ d $\frac{3}{\sqrt{3}}$

52. Which of the following numbers are equal to $\sin(60^\circ)$?

a $\frac{3}{\sqrt{2}}$ b $\frac{\sqrt{3}}{2}$ c $\frac{\sqrt{2}}{3}$ d $\frac{2}{\sqrt{3}}$

Exercise Group. For Problems 53–58, choose all values from the list below that are exactly equal to, or decimal approximations for, the given trig ratio. (Try not to use a calculator!)

| | | | | |
|----------------------|----------------------|----------------------|------------------|----------------------|
| $\sin(30^\circ)$ | $\cos(45^\circ)$ | $\sin(60^\circ)$ | $\tan(45^\circ)$ | $\tan(60^\circ)$ |
| 0.5000 | 0.5774 | 0.7071 | 0.8660 | 1.0000 |
| $\frac{1}{\sqrt{2}}$ | $\frac{2}{\sqrt{2}}$ | $\frac{3}{\sqrt{2}}$ | $\frac{1}{2}$ | $\frac{\sqrt{2}}{2}$ |
| $\frac{1}{\sqrt{3}}$ | $\frac{2}{\sqrt{3}}$ | $\frac{\sqrt{3}}{2}$ | $\sqrt{3}$ | $\frac{\sqrt{3}}{3}$ |

53. $\cos(30^\circ)$ 54. $\sin(45^\circ)$ 55. $\tan(30^\circ)$

56. $\cos(60^\circ)$ 57. $\sin(90^\circ)$ 58. $\cos(0^\circ)$

59. Fill in the table from memory with exact values. Do you notice any patterns that might help you learn the values?

| θ | 0° | 30° | 45° | 60° | 90° |
|----------------|-----------|------------|------------|------------|------------|
| $\sin(\theta)$ | | | | | |
| $\cos(\theta)$ | | | | | |
| $\tan(\theta)$ | | | | | |

60. Fill in the table from memory with decimal approximations to four places.

| θ | 0° | 30° | 45° | 60° | 90° |
|----------------|-----------|------------|------------|------------|------------|
| $\sin(\theta)$ | | | | | |
| $\cos(\theta)$ | | | | | |
| $\tan(\theta)$ | | | | | |

Exercise Group. For Problems 61 and 62, compare the given value with the trig ratios of the special angles to answer the questions. Try not to use a calculator.

61. Is the acute angle larger or smaller than 45° ?

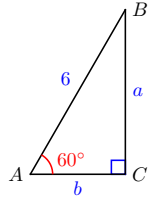
a $\sin(\alpha) = 0.7$ b $\tan(\beta) = 1.2$ c $\cos(\gamma) = 0.65$

62. Is the acute angle larger or smaller than 60° ?

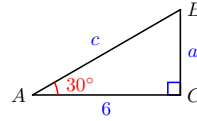
a $\cos(\theta) = 0.75$ b $\tan(\phi) = 1.5$ c $\sin(\psi) = 0.72$

Exercise Group. For Problems 63–72, solve the triangle. Give your answers as exact values.

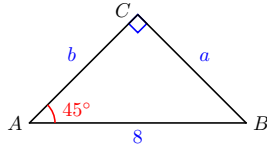
63.



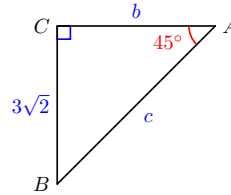
64.



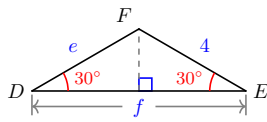
65.



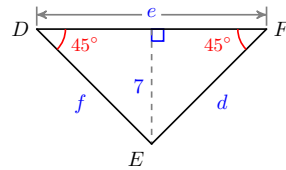
66.



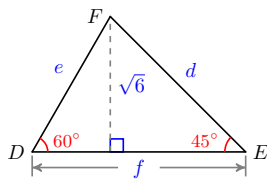
67.



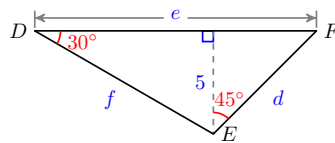
68.



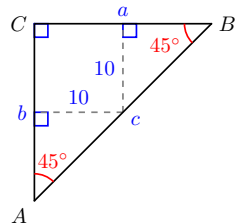
69.



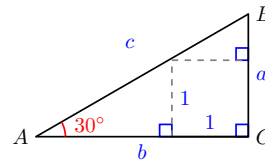
70.



71.



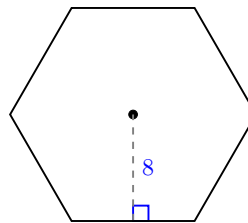
72.



73.

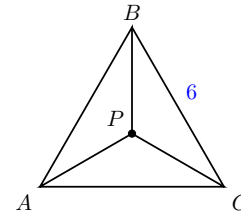
a Find the perimeter of a regular hexagon if the apothegm is 8 cm long. (The **apothegm** is the segment from the center of the hexagon and perpendicular to one of its sides.)

b Find the area of the hexagon.

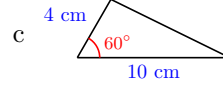
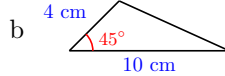
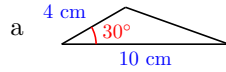


74.

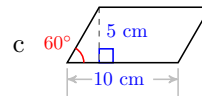
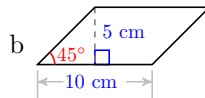
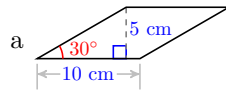
Triangle ABC is equilateral, and its angle bisectors meet at point P . The sides of $\triangle ABC$ are 6 inches long. Find the length of AP .



75. Find an exact value for the area of each triangle.

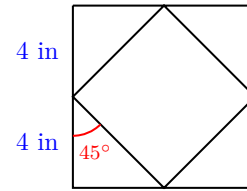


76. Find an exact value for the perimeter of each parallelogram.



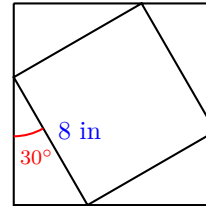
77.

- Find the area of the outer square.
- Find the dimensions and the area of the inner square.
- What is the ratio of the area of the outer square to the area of the inner square?



78.

- Find the area of the inner square.
- Find the dimensions and the area of the outer square.
- What is the ratio of the area of the outer square to the area of the inner square?



2.4 Chapter 2 Summary and Review

Key Concepts

- The longest side in a triangle is opposite the largest angle, and the shortest side is opposite the smallest angle.
- Triangle Inequality:** In any triangle, the sum of the lengths of any two sides is greater than the length of the third side.
- Pythagorean Theorem:** In a right triangle with hypotenuse c , $a^2 + b^2 = c^2$.
- If the sides of a triangle satisfy the relationship $a^2 + b^2 = c^2$, then the triangle is a right triangle.
- By using similar triangles, we can find the unknown sides of a right triangle if we know only *one* side and *one* of the acute angles.

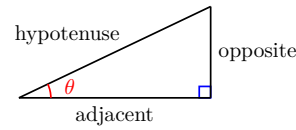
Trigonometric Ratios.

If θ is one of the angles in a right triangle,

$$\sin(\theta) = \frac{\text{opposite}}{\text{hypotenuse}}$$

$$\cos(\theta) = \frac{\text{adjacent}}{\text{hypotenuse}}$$

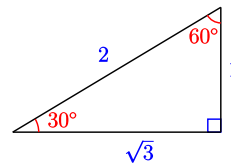
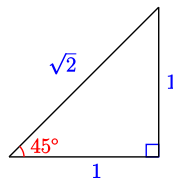
$$\tan(\theta) = \frac{\text{opposite}}{\text{adjacent}}$$



- 7 The trigonometric ratio of an angle θ is the same for every right triangle containing the angle.
- 8 If we know one of the sides of a right triangle and any one of the other four parts, we can use trigonometry to find all the other unknown parts.
- 9 If we know one of the trigonometric ratios of an acute angle, we can find the angle using the inverse trig key on a calculator.
- 10 The exact values of trigonometric ratios of the special angles are useful benchmarks.

| Trigonometric Ratios for the Special Angles | | | |
|---|----------------------|----------------------|----------------------|
| Angle | Sine | Cosine | Tangent |
| 30° | $\frac{1}{2}$ | $\frac{\sqrt{3}}{2}$ | $\frac{1}{\sqrt{3}}$ |
| 45° | $\frac{1}{\sqrt{2}}$ | $\frac{1}{\sqrt{2}}$ | 1 |
| 60° | $\frac{\sqrt{3}}{2}$ | $\frac{1}{2}$ | $\sqrt{3}$ |

- 11 You can remember the trig values for the special angles if you memorize two triangles:



- 12 For the trigonometric ratios of most angles, your calculator gives approximations, not exact values.

Chapter 2 Review Problems

Exercise Group. For Problems 1–6, explain why the description of $\triangle ABC$ is impossible.

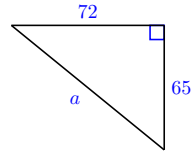
1. $A < B < C$, and $B = 93^\circ$
2. $A < B < C$, and $C = 58^\circ$
3. $a < b < c$, and $C = 58^\circ$
4. $a < b < c$, and $B = 93^\circ$
5. $A = 80^\circ$, $B = 50^\circ$, $b = 4$, and $c = 6$
6. $a = 23$, $b = 28$, $c = 55$, and $A = 30^\circ$

Exercise Group. For Problems 7 and 8, sketch the triangle.

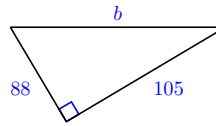
7. The three angles of a triangle are 20° , 50° , and 110° , and the three sides are 15 cm, 6.7 cm, and 18.4 cm. Sketch and label the triangle.
8. Sketch and label an isosceles triangle with sides 5 in and 12 in, and one angle 78° .

Exercise Group. For Problems 9–12, find the unknown side of the right triangle.

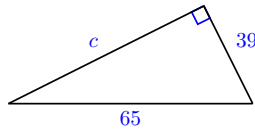
9.



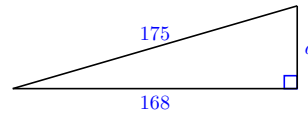
10.



11.

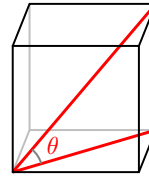


12.



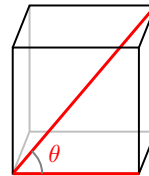
13. A triangle has sides of length 33, 56, and 65. Is it a right triangle?
14. A triangle has sides of length 22.5, 27.2, and 35.3. Is it a right triangle?
- 15.

Find the angle between the diagonal of a cube and the diagonal of one of the sides. (See the figure at right.)



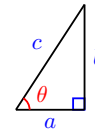
16.

Find the angle between the diagonal of a cube and one edge. (See the figure at right.)



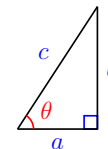
17.

In the triangle shown, $\cos(\theta) = \frac{3}{5}$. Can we conclude that $a = 3$ and $c = 5$? Give two other possibilities for the values of a and c .



18.

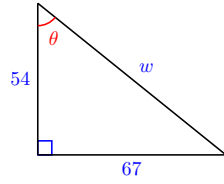
In the triangle shown, $\tan(\theta) = \frac{5}{3}$. Can we conclude that $a = 5$ and $b = 3$? Give two other possibilities for the values of a and b .



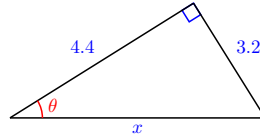
Exercise Group. For Problems 19–22,

- a Find the unknown side.
- b Find the sine, cosine, and tangent of θ . Round your answers to four decimal places.

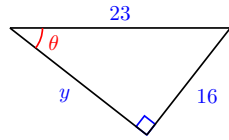
19.



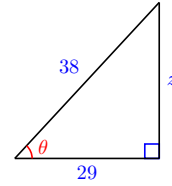
20.



21.



22.

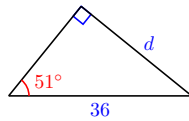


Exercise Group. For Problems 23–28, find the unknown side of the triangle. Round your answer to hundredths.

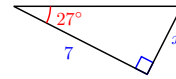
23.



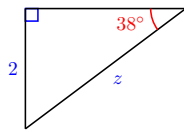
24.



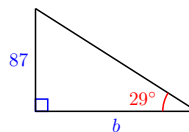
25.



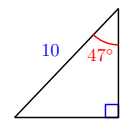
26.



27.

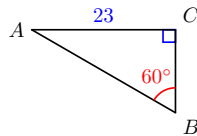


28.

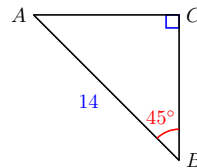


Exercise Group. For Problems 29–32, solve the triangle. Give exact values.

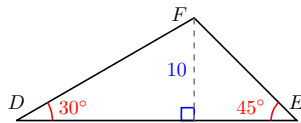
29.



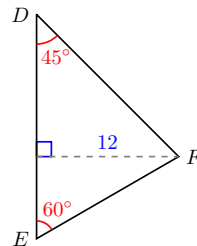
30.



31.

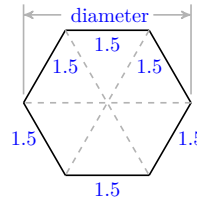


32.



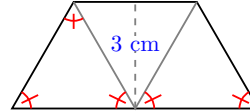
33.

Find the diameter of a hex nut if one of the sides is 1.5 cm.



34.

Find the long edge of the trapezoidal block of height 3 centimeters.



35.

If a stop sign is 80 centimeters across, what is the radius of a circle that circumscribes the stop sign?



36.

The Pentagon, which houses the U.S. Department of Defense, is in the shape of a regular pentagon. Each of the five outer walls is 921.6 feet long. What is the shortest distance from one of the outer walls to the opposite vertex of the pentagon?



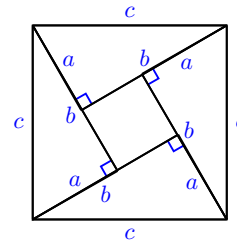
37. A building casts a 12 meter shadow. At that moment, the sun is 53° above the horizon. How tall is the building?
38. A ramp is rising at an angle 25° from horizontal. What is the distance (along the ramp) from the base of the ramp to the point on the ramp that is 1 meter higher than the base of the ramp?
39. A baseball diamond is a square with sides 90 feet long. The corners are called (in clockwise order) first base, second base, third base, and home plate. The sides are called baselines. A runner is on the baseline between first and second base, 20 feet from second base. How far is the runner from home plate? What is the angle between the baseline from home plate to first base and the line from home plate to the runner?
40. A runner is on the baseline between second and third base, 10 feet from second base. How far is the runner from home plate? What is the angle between the baseline from home plate to third base and the line from home plate to the runner?
41. Let l be the line that passes through the origin and the point $(4, 7)$. Let θ be the angle that l makes with the positive x -axis.
- Find the value of θ . Hint: Draw the triangle with vertices at the origin, $(4, 7)$, and $(4, 0)$, labeling the angle at the origin θ . What is $\tan(\theta)$?
 - Let l' be any line parallel to l . Find the measure of the acute angle that l' makes with the positive x -axis.
 - What is the slope of the line l ? How is it related to $\tan(\theta)$?

42. Let l be the line that passes through the origin and the point (a, b) , where a and b are positive numbers. Let θ be the angle that l makes with the positive x -axis.
- Find the value of θ . Hint: Draw the triangle with vertices at the origin, (a, b) , and $(a, 0)$, labeling the angle at the origin θ . What is $\tan(\theta)$?
 - What is the slope of the line l ? How is it related to $\tan \theta$?
 - Let l' be any line parallel to l . How is the slope of the line l' related to $\tan(\theta)$?

43.

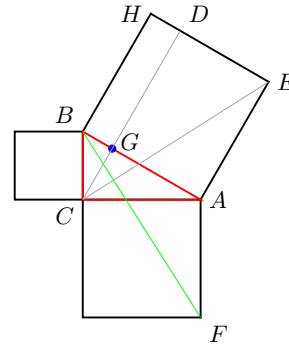
The figure illustrates the Pythagorean theorem.

- What is the area of the whole square?
- What is the side of the smaller interior square? What is its area?
- What is the area of one of the right triangles?
- Add the areas of the four triangles and the smaller square to obtain another expression for the area of the whole square.



44.

The figure illustrates a proof of the Pythagorean theorem given by Euclid. It shows that the area of the square on the hypotenuse \overline{AB} is the sum of the areas of the squares on legs \overline{BC} and \overline{AC} . We first draw a line segment from point C perpendicular to the hypotenuse \overline{AB} to meet the far side of the square on the hypotenuse. This segment meets \overline{AB} at G and the opposite side of the square at D .

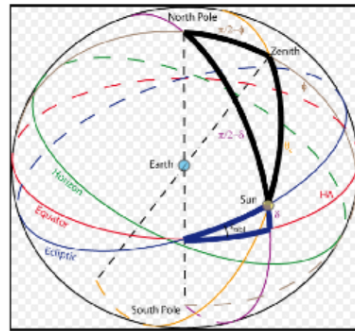


- How does the area of $\triangle ACE$ compare with the area of $\triangle ABF$? (Hint: Show that the triangles are congruent.)
- How does the area of $\triangle ABF$ compare with the area of the square on \overline{AC} ? (Hint: Consider \overline{AF} to be the base of the triangle. What is the height?)
- How does the area of $\triangle ACE$ compare with the area of the rectangle $AGDE$? (Hint: Consider \overline{AE} to be the base of the triangle. What is the height?)
- Explain why the area of the square on \overline{AC} equals the area of the rectangle $AGDE$.
- An argument similar to parts (a)–(d) will show that the area of the square on \overline{BC} equals the area of the rectangle $BGDH$. Explain how writing the area of the square on \overline{AB} as the sum of the areas of two rectangles gives the Pythagorean theorem.

Chapter 3

Laws of Sines and Cosines

- Obtuse Angles
- The Law of Sines
- The Law of Cosines



The first science developed by humans is probably astronomy. Before the invention of clocks and calendars, early people looked to the night sky to help them keep track of time. What is the best time to plant crops, and when will they ripen? On what day exactly do important religious festivals fall?

By tracking the motions of the stars, early astronomers could identify the summer and winter solstices and the equinoxes. The rising and setting of certain stars marked the hours of the night.

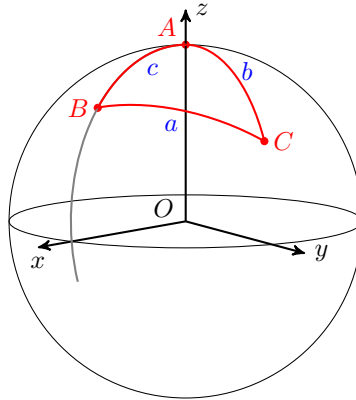
If we think of the stars as traveling on a dome above the Earth, we create the **celestial sphere**. Actually, of course, the Earth itself rotates among the stars, but for calculating the motions of heavenly objects, this model works very well.



Babylonian astronomers kept detailed records on the motion of the planets, and were able to predict solar and lunar eclipses. All of this required familiarity with angular distances measured on the celestial sphere.

To find angles and distances on this imaginary sphere, astronomers invented

techniques that are now part of **spherical trigonometry**. The laws of sines and cosines were first stated in this context, in a slightly different form than the laws for plane trigonometry.



On a sphere, a **great-circle** lies in a plane passing through the sphere's center. It gives the shortest distance between any two points on a sphere, and is the analogue of a straight line on a plane. A spherical angle is formed where two such arcs intersect, and a spherical triangle is made up of three arcs of great circles.

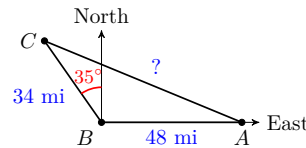
The spherical law of sines was first introduced in Europe in 1464 by Johann Müller, also known as Regiomontanus, who wrote:

"You, who wish to study great and wondrous things, who wonder about the movement of the stars, must read these theorems about triangles. ... For no one can bypass the science of triangles and reach a satisfying knowledge of the stars."

3.1 Obtuse Angles

The town of Avery lies 48 miles due east of Baker, and Clio is 34 miles from Baker, in the direction 35° west of north. How far is it from Avery to Clio?

We know how to solve right triangles using the trigonometric ratios. But the triangle formed by the three towns is not a right triangle, because it includes an obtuse angle of 125° at B , as shown in the figure.



A triangle that is not a right triangle is called an **oblique** triangle. In this chapter we learn how to solve oblique triangles using the laws of sines and cosines. But first we must be able to find the sine, cosine, and tangent ratios for obtuse angles.

Angles in Standard Position

To extend our definition of the trigonometric ratios to obtuse angles, we use a Cartesian coordinate system. We put an angle θ in **standard position** as follows:

- Place the vertex at the origin with the **initial side** on the positive x -axis;
- the **terminal side** opens in the counter-clockwise direction.

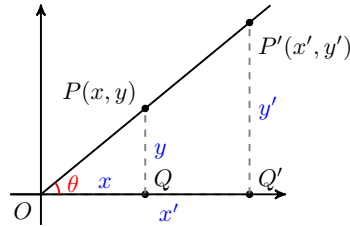
- We choose a point P on the terminal side of the angle, and form a right triangle by drawing a vertical line from P to the x -axis.

The length of the side adjacent to θ is the x -coordinate of point P , and the length of the side opposite is the y -coordinate of P . The length of the hypotenuse is the distance from the origin to P , which we call r . With this notation, our definitions of the trigonometric ratios are as follows.

Coordinate Definitions of the Trigonometric Ratios.

- $\cos(\theta) = \frac{x}{r}$
- $\sin(\theta) = \frac{y}{r}$
- $\tan(\theta) = \frac{y}{x}$

It doesn't matter which point P on the terminal side we use to calculate the trig ratios. If we choose some other point, say P' , with coordinates (x', y') , as shown at right, we will get the same values for the sine, cosine and tangent of θ . The new triangle formed is similar to the first one, so the ratios of the sides of the new triangle are equal to the corresponding ratios in the first triangle.



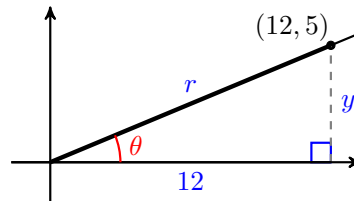
Example 3.1 Find the values of $\cos(\theta)$, $\sin(\theta)$, and $\tan(\theta)$ if the point $(12, 5)$ is on the terminal side of θ .

Solution. For the point $P(12, 5)$, we have $x = 12$ and $y = 5$. We use the distance formula to find r .

$$\begin{aligned} r &= \sqrt{(12 - 0)^2 + (5 - 0)^2} \\ &= \sqrt{144 + 25} = \sqrt{169} = 13 \end{aligned}$$

The trig ratios are

$$\begin{aligned} \cos(\theta) &= \frac{x}{r} = \frac{12}{13} \\ \sin(\theta) &= \frac{y}{r} = \frac{5}{13} \\ \tan(\theta) &= \frac{y}{x} = \frac{5}{12} \end{aligned}$$



□

Note 3.2 In the previous Example, we get the same results by using the triangle definitions of the trig ratios. We create a right triangle by dropping a vertical line from P to the x -axis, as shown in the figure. The legs of the right triangle have lengths 12 and 5, and the hypotenuse has length 13.

Checkpoint 3.3

- Find the equation of the terminal side of the angle in the previous example. (Hint: The terminal side lies on a line that goes through the origin and the point $(12, 5)$.)

- b Show that the point $P'(24, 10)$ also lies on the terminal side of the angle.
- c Compute the trig ratios for θ using the point P' instead of P .

Answer.

a $y = \frac{5}{12}x$

b $(24, 10)$ satisfies $y = \frac{5}{12}x$, that is, the equation $10 = \frac{5}{12}(24)$ is true.

c $r^2 = 24^2 + 10^2 = 676$, so $r = \sqrt{676} = 26$. Then

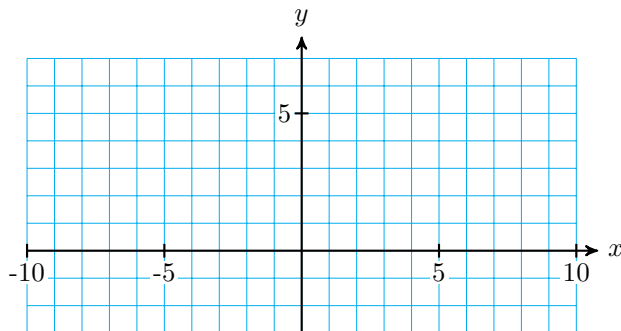
$$\cos(\theta) = \frac{x}{r} = \frac{24}{26} = \frac{12}{13}$$

$$\sin(\theta) = \frac{y}{r} = \frac{10}{26} = \frac{5}{13}$$

$$\tan(\theta) = \frac{y}{x} = \frac{10}{24} = \frac{5}{12}$$

Activity 3.1 Obtuse Angles.

Recall that an **obtuse angle** has measure between 90° and 180° . Use the coordinate definitions of the trig ratios described above to complete the Activity.



- 1
 - a Draw an angle θ in standard position with the point $P(6, 4)$ on its terminal side.
 - b Find r , the distance from the origin to P .
 - c Calculate $\sin(\theta)$, $\cos(\theta)$, and $\tan(\theta)$. Give both exact answers and decimal approximations rounded to four places.
 - d Use the inverse cosine key on your calculator to find θ . Use your calculator to verify the values of $\sin(\theta)$, $\cos(\theta)$, and $\tan(\theta)$ that you found in part (3).
- 2
 - a Draw another angle ϕ in standard position with the point $Q(-6, 4)$ on its terminal side.
 - b Explain why ϕ is the supplement of θ . (Hint: Consider the right triangles formed by drawing vertical lines from P and Q .)
 - c Can you use the right triangle definitions (using opposite, adjacent and hypotenuse) to compute the sine and cosine of ϕ ? Why or why not?
 - d Calculate $\sin(\phi)$, $\cos(\phi)$, and $\tan(\phi)$ using the coordinate definitions. How are the trig values of ϕ related to the trig values of θ ?
- 3
 - a Explain why θ and ϕ have the same sine but different cosines.

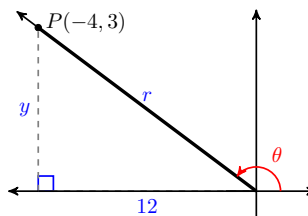
- b Use the inverse cosine key on your calculator to find ϕ . Use your calculator to verify the values of $\sin(\phi)$, $\cos(\phi)$, and $\tan(\phi)$ that you found above.
- c Compute $180^\circ - \phi$. What answer should you expect to get?

Trigonometric Ratios for Obtuse Angles

Our new definitions for the trig ratios work just as well for obtuse angles, even though θ is not technically “inside” a triangle, because we use the coordinates of P instead of the sides of a triangle to compute the ratios.

Notice first of all that because x -coordinates are negative in the second quadrant, the cosine and tangent ratios are both negative for obtuse angles. For example, in the figure below, the point $(-4, 3)$ lies on the terminal side of the angle θ . We see that $r = \sqrt{(-4)^2 + 3^2} = 5$, so

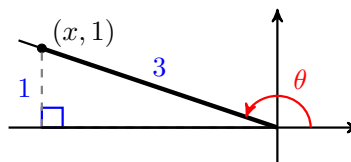
$$\begin{aligned} \cos(\theta) &= \frac{x}{r} = \frac{-4}{5} \\ \sin(\theta) &= \frac{y}{r} = \frac{3}{5} \\ \tan(\theta) &= \frac{y}{x} = \frac{3}{-4} = -\frac{3}{4} \end{aligned}$$



Example 3.4 Find the values of $\cos(\theta)$ and $\tan(\theta)$ if θ is an obtuse angle with $\sin(\theta) = \frac{1}{3}$.

Solution. Because θ is obtuse, the terminal side of the angle lies in the second quadrant, as shown in the figure below. Because $\sin(\theta) = \frac{1}{3}$, we know that $\frac{y}{r} = \frac{1}{3}$, so we can choose a point P with $y = 1$ and $r = 3$. To find $\cos(\theta)$ and $\tan(\theta)$ we need to know the value of x . From the Pythagorean Theorem,

$$\begin{aligned} x^2 + 1^2 &= 3^2 \\ x^2 &= 3^2 - 1^2 = 8 \\ x &= -\sqrt{8} \end{aligned}$$



Remember that x is negative in the second quadrant! Thus

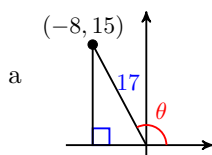
$$\cos(\theta) = \frac{x}{r} = \frac{-\sqrt{8}}{3} \quad \text{and} \quad \tan(\theta) = \frac{y}{x} = \frac{-1}{\sqrt{8}}$$

□

Checkpoint 3.5

- a Sketch an obtuse angle θ whose cosine is $\frac{-8}{17}$.
- b Find the sine and the tangent of θ .

Answer.



b $\sin(\theta) = \frac{15}{17}, \tan(\theta) = \frac{-15}{8}$

Using a Calculator

In the Examples above, we used a point on the terminal side to find exact values for the trigonometric ratios of obtuse angles. Scientific and graphing calculators are programmed with approximations for these trig ratios.

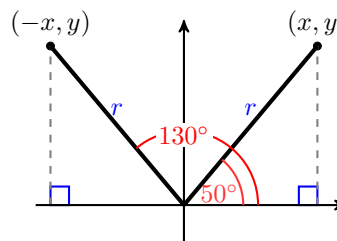
Example 3.6 Find the sine and cosine of 130° . Compare to the sine and cosine of 50° .

Solution. Using a calculator and rounding the values to four places, we find

$$\begin{aligned} \sin(130^\circ) &= 0.7660 & \text{and} & & \cos(130^\circ) &= -0.6428 \\ \sin(50^\circ) &= 0.7660 & \text{and} & & \cos(50^\circ) &= 0.6428 \end{aligned}$$

We see that $\sin(130^\circ) = \sin(50^\circ)$ and $\cos(130^\circ) = -\cos(50^\circ)$. This result should not be surprising when we look at both angles in standard position, as shown below.

The angles 50° and 130° are supplementary. The right triangles formed by choosing the points (x, y) and $(-x, y)$ on their terminal sides are congruent triangles.



Consequently, the trigonometric ratios for 50° and for 130° are equal, except that the cosine of 130° is negative. \square

Checkpoint 3.7 Use your calculator to fill in the table. Round to four decimal places.

| θ | $\cos(\theta)$ | $\sin(\theta)$ | $180^\circ - \theta$ | $\cos(180^\circ - \theta)$ | $\sin(180^\circ - \theta)$ |
|------------|----------------|----------------|----------------------|----------------------------|----------------------------|
| 10° | | | | | |
| 20° | | | | | |
| 30° | | | | | |
| 40° | | | | | |
| 50° | | | | | |
| 60° | | | | | |
| 70° | | | | | |
| 80° | | | | | |

Answer.

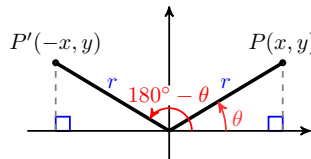
| θ | $\cos(\theta)$ | $\sin(\theta)$ | $180^\circ - \theta$ | $\cos(180^\circ - \theta)$ | $\sin(180^\circ - \theta)$ |
|------------|----------------|----------------|----------------------|----------------------------|----------------------------|
| 10° | 0.9848 | 0.1736 | 170° | -0.9848 | 0.1736 |
| 20° | 0.9397 | 0.3420 | 160° | -0.9397 | 0.3420 |
| 30° | 0.8660 | 0.5 | 150° | 0.8660 | -0.5 |
| 40° | 0.7660 | 0.6428 | 140° | -0.7660 | 0.6428 |
| 50° | 0.6428 | 0.7660 | 130° | -0.6428 | 0.7660 |
| 60° | 0.5 | 0.8660 | 120° | -0.5 | 0.8660 |
| 70° | 0.3420 | 0.9397 | 110° | -0.9397 | 0.3420 |
| 80° | 0.1736 | 0.9848 | 100° | -0.9848 | 0.1736 |

Trigonometric Ratios for Supplementary Angles

The Examples above illustrate the following equations for supplementary angles. These three equations are called **identities**, which means that they are true for all values of the variable θ .

Trigonometric Ratios for Supplementary Angles.

- $\cos(180^\circ - \theta) = -\cos \theta$
- $\sin(180^\circ - \theta) = \sin \theta$
- $\tan(180^\circ - \theta) = -\tan \theta$



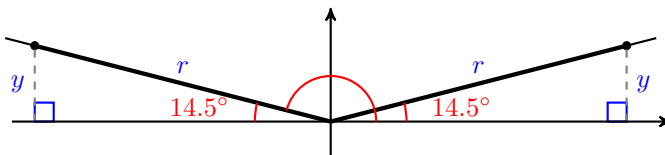
Caution 3.8 Because of these relationships, there are always two (supplementary) angles between 0° and 180° that have the same sine. Your calculator will only tell you one of them, so you have to be able to find the other one on your own! Fortunately, this is not difficult.

Example 3.9 Find two different angles θ , rounded to the nearest 0.1° , that satisfy $\sin(\theta) = 0.25$.

Solution. To find an angle with $\sin(\theta) = 0.25$, we calculate $\theta = \sin^{-1}(0.25)$. With the calculator in degree mode, we press

[2nd] [SIN] 0.25 [)] [ENTER]

and find that one angle is $\theta \approx 14.5^\circ$. We draw this acute angle in standard position in the first quadrant, and sketch in a right triangle as shown below. There must also be an obtuse angle whose sine is 0.25. To see the second angle, we draw a congruent triangle in the second quadrant as shown.



The supplement of 14.5° , namely $\theta = 180^\circ - 14.5^\circ = 165.5^\circ$, is the obtuse angle we need. Because the ratio $\frac{y}{r}$ is the same for both triangles, they have the same sine. □

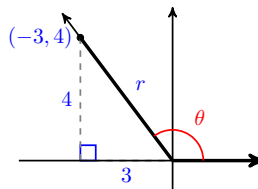
Checkpoint 3.10 Find two different angles θ that satisfy $\sin(\theta) = 0.5$.

Answer. $\theta = 30^\circ$, $\theta = 150^\circ$

Because there are two angles with the same sine, it is easier to find an obtuse angle if we know its cosine instead of its sine.

Example 3.11

Find the angle shown at right.



Solution. Using $x = -3$ and $y = 4$, we find

$$r = \sqrt{3^2 + 4^2} = \sqrt{25} = 5$$

so $\cos(\theta) = \frac{x}{r} = \frac{-3}{5}$, and $\theta = \cos^{-1}\left(\frac{-3}{5}\right)$. We can enter

[2nd] [COS] -3 [÷] 5 [)] [ENTER]

to see that $\theta \approx 126.9^\circ$. □

Caution 3.12 In the previous example, you might notice that $\tan(\theta) = \frac{-4}{3}$ and try to find by calculating $\tan^{-1}\left(\frac{-4}{3}\right)$. However, if we press

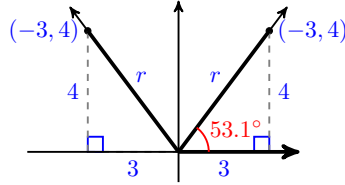
`2nd TAN 4 +/- 3) ENTER`

the calculator returns an angle of $\theta \approx -53.1^\circ$. It is true that $\tan(-53.1^\circ) = \frac{-4}{3}$, but this is not the obtuse angle we want.

We also know that $\sin \theta = \frac{4}{5}$, and if we press

`2nd SIN 4 / 5) ENTER`

we get $\theta \approx 53.1^\circ$.



This is the acute angle whose terminal side passes through the point $(3, 4)$, as shown in the figure above. The angle we want is its supplement, $\theta \approx 180^\circ - 53.1^\circ = 126.9^\circ$.

Checkpoint 3.13

- a Find the cosine of an obtuse angle with $\tan(\theta) = -2$.
- b Find the angle θ in part (a).

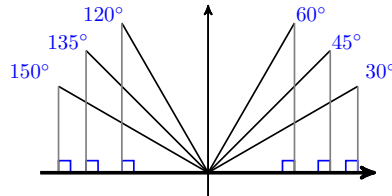
Answer.

a $\frac{-1}{\sqrt{5}}$

b $\theta \approx 116.565^\circ$

Supplements of the Special Angles

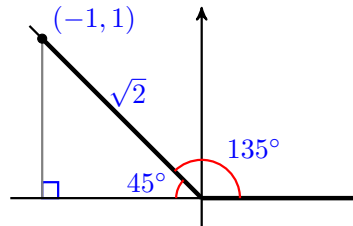
In Chapter 2 we learned that the angles 30° , 45° and 60° are useful because we can find exact values for their trigonometric ratios. The same is true for the supplements of these angles in the second quadrant, shown at right.



Example 3.14 Find exact values for the trigonometric ratios of 135° .

Solution. We sketch an angle of $\theta = 135^\circ$ in standard position, as shown below. The terminal side is in the second quadrant and makes an acute angle of 45° with the negative x -axis, and passes through the point $(-1, 1)$. Thus, $r = \sqrt{(-1)^2 + 1^2} = \sqrt{2}$, and we calculate

$$\begin{aligned} \cos(135^\circ) &= \frac{x}{r} = \frac{-1}{\sqrt{2}} \\ \sin(135^\circ) &= \frac{y}{r} = \frac{1}{\sqrt{2}} \\ \tan(135^\circ) &= \frac{y}{x} = \frac{1}{-1} = -1 \end{aligned}$$



□

Checkpoint 3.15 Find exact values for the trigonometric ratios of 120° and 150° .

Answer.

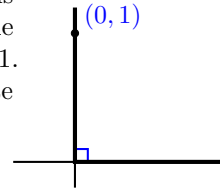
| θ | $\cos(\theta)$ | $\sin(\theta)$ | $\tan(\theta)$ |
|-------------|-----------------------|----------------------|-----------------------|
| 120° | $-\frac{1}{2}$ | $\frac{\sqrt{3}}{2}$ | $-\sqrt{3}$ |
| 150° | $-\frac{\sqrt{3}}{2}$ | $\frac{1}{2}$ | $-\frac{1}{\sqrt{3}}$ |

We can also find the trig ratios for the **quadrantal** angles. These are the angles, including 0° , 90° and 180° , whose terminal sides lie on one of the axes.

Example 3.16 Find exact values for the trigonometric ratios of 90° .

Solution.

The terminal side of a 90° angle in standard position is the positive y -axis. If we take the point $P(0, 1)$ on the terminal side as shown at right, then $x = 0$ and $y = 1$. Although we don't have a triangle, we can still calculate a value for r , the distance from the origin to P .



$$r = \sqrt{0^2 + 1^2} = 1$$

Our coordinate definitions for the trig ratios give us

$$\cos(90^\circ) = \frac{x}{r} = \frac{0}{1} \quad \text{and} \quad \sin(90^\circ) = \frac{y}{r} = \frac{1}{1}$$

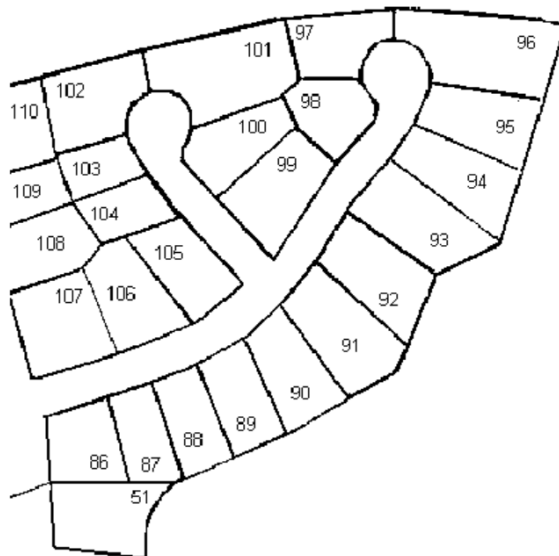
so $\cos(90^\circ) = 0$ and $\sin(90^\circ) = 1$. Also, $\tan(90^\circ) = \frac{y}{x} = \frac{1}{0}$, so $\tan(90^\circ)$ is undefined. □

Checkpoint 3.17 Find exact values for the trigonometric ratios of 180° .

Answer. $\cos(180^\circ) = -1$, $\sin(180^\circ) = 0$, $\tan(180^\circ) = 0$

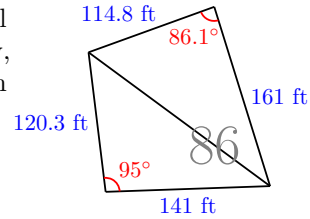
The Area of a Triangle

The figure below shows part of the map for a new housing development, Pacific Shores. You are interested in the corner lot, number 86, and you would like to know the area of the lot in square feet. The sales representative for Pacific Shores provides you with the dimensions of the lot, but you don't know a formula for the area of an irregularly shaped quadrilateral.



It occurs to you that you can divide the quadrilateral into two triangles, and find the area of each. Now, you know a formula for the area of a triangle in terms of its base and height, namely,

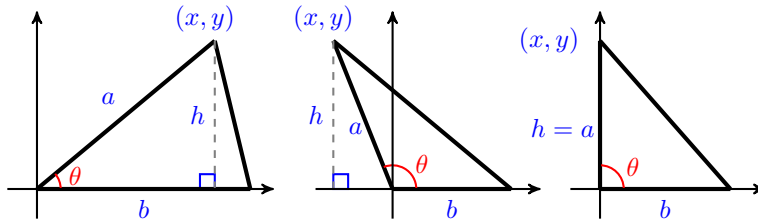
$$A = \frac{1}{2}bh,$$



but unfortunately, you don't know the height of either triangle.

However, you can easily measure the angles at the corners of the lot using the plot map and a protractor. You can check the values on the plot map for lot 86 shown above.

Using trigonometry, we can find the area of a triangle if we know two of its sides, say a and b , and the included angle, θ . The figure below shows three possibilities, depending on whether the angle θ is acute, obtuse, or 90° .



In each case, b is the base of the triangle, and its altitude is h . Our task is to find an expression for h in terms of the quantities we know: a , b , and θ . You should check that in all three triangles

$$\sin(\theta) = \frac{h}{a}$$

Solving for h gives us $h = a \sin(\theta)$. Finally, we substitute this expression for h into our old formula for the area to get

$$A = \frac{1}{2}b h = \frac{1}{2}b a \sin(\theta)$$

Area of a Triangle.

If a triangle has sides of length a and b , and the angle between those two sides is θ , then the area of the triangle is given by

$$A = \frac{1}{2}ab \sin(\theta)$$

Example 3.18 Find the area of lot 86.

Solution. For the triangle in the lower portion of lot 86, $a = 120.3$, $b = 141$, and $\theta = 95^\circ$. The area of that portion is

$$\begin{aligned} \text{First Area} &= \frac{1}{2}ab \sin(\theta) \\ &= \frac{1}{2}(120.3)((141) \sin(95^\circ)) \approx 8448.88 \end{aligned}$$

For the triangle in the upper portion of the lot, $a = 161$, $b = 114.8$, and $\theta = 86.1^\circ$. The area of that portion is

$$\begin{aligned} \text{Second Area} &= \frac{1}{2}ab \sin(\theta) \\ &= \frac{1}{2}(161)((114.8) \sin(86.1^\circ) \approx 9220.00 \end{aligned}$$

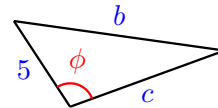
The total area of the lot is the sum of the areas of the triangles

$$\text{Total area} = \text{First Area} + \text{Second Area} \approx 17668.88$$

Lot 86 has an area of approximately 17,669 square feet. □

Caution 3.19 The formula $A = \frac{1}{2}ab \sin(\theta)$ does *not* mean that we always use the sides labeled a and b to find the area of a triangle.

In this formula, the variables a and b represent the lengths of the sides that *include* the known angle. For example, the area of the triangle at right is given by $A = \frac{1}{2}(5c) \sin(\phi)$.



Checkpoint 3.20 A triangle has sides of length 6 and 7, and the angle between those sides is 150° . Find the area of the triangle.

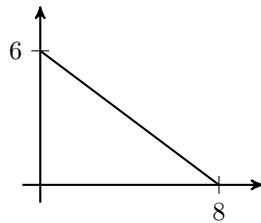
Answer. $\frac{21}{2}$

Review the following skills you will need for this section.

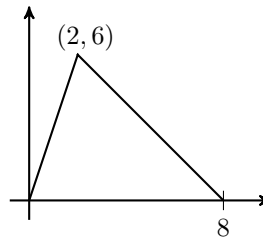
Algebra Refresher 3.2

Find the area of the triangle.

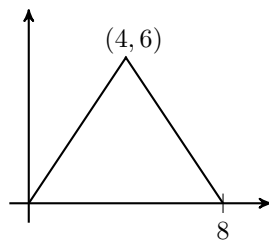
1.



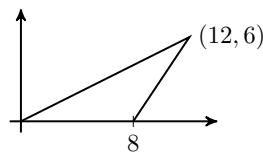
2.



3.



4.



How many degrees are in each fraction of one complete revolution?

5. $\frac{1}{4}$

6. $\frac{1}{5}$

7. $\frac{1}{6}$

8. $\frac{1}{8}$

Algebra Refresher Answers

1 24

3 24

5 90°

7 60°

2 24

4 24

6 72°

8 45°

Section 3.1 Summary

Vocabulary

- Standard position
- Initial side
- Terminal side
- Quadrantal angle
- Oblique triangle
- Quadrilateral
- Identity

Concepts

- 1 We put an angle in **standard position** by placing its vertex at the origin and the **initial side** on the positive x -axis.

Coordinate Definitions of the Trigonometric Ratios.

2

- $\cos(\theta) = \frac{x}{r}$
- $\sin(\theta) = \frac{y}{r}$
- $\tan(\theta) = \frac{y}{x}$

Trigonometric Ratios for Supplementary Angles.

3

- $\cos(180^\circ - \theta) = -\cos \theta$
- $\sin(180^\circ - \theta) = \sin \theta$
- $\tan(180^\circ - \theta) = -\tan \theta$

- 4 There are always two (supplementary) angles between 0° and 180° that have the same sine. Your calculator will only tell you one of them.

5

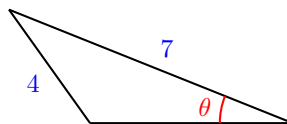
Area of a Triangle.

If a triangle has sides of length a and b , and the angle between those two sides is θ , then the area of the triangle is given by

$$A = \frac{1}{2}ab \sin(\theta)$$

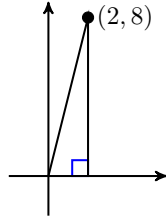
Study Questions

- 1 Delbert says that $\sin(\theta) = \frac{4}{7}$ in the figure. Is he correct? Why or why not?

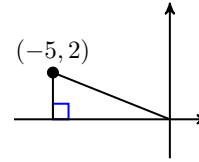


2 Give the lengths of the legs of each right triangle.

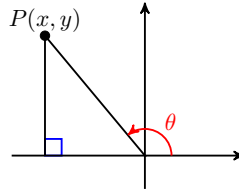
a.



b.



3 Explain why the length of the horizontal leg of the right triangle is $-x$.

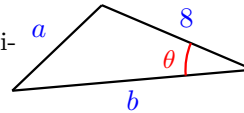


4 Why are the sines of supplementary angles equal, but the cosines are not? What about the tangents of supplementary angles?

5 Use your calculator to evaluate $\sin(118^\circ)$, then evaluate $\sin^{-1}(\text{ANS})$. Explain the result.

6

Write an expression for the area of the triangle.



Skills

Practice each skill in the Homework Problems listed.

- 1 Use the coordinate definition of the trig ratios #3-20, 45-48
- 2 Find the trig ratios of supplementary angles #7-10, 21-38
- 3 Know the trig ratios of the special angles in the second quadrant #21, 41-44
- 4 Find two solutions of the equation $\sin(\theta) = k$ #29-38
- 5 Find the area of a triangle #49-58

Homework 3.1

1. Without using pencil and paper or a calculator, give the supplement of each angle.

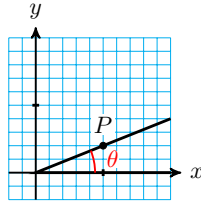
| | | |
|--------------|---------------|---------------|
| a 30° | c 120° | e 165° |
| b 45° | d 25° | f 110° |
2. Without using pencil and paper or a calculator, give the complement of each angle.

| | | |
|--------------|--------------|--------------|
| a 60° | c 25° | e 64° |
| b 80° | d 18° | f 47° |

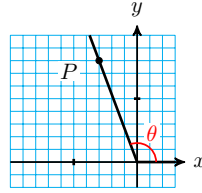
Exercise Group. For Problems 3–6,

- a Give the coordinates of point P on the terminal side of the angle.
- b Find the distance from the origin to point P .
- c Find $\cos(\theta)$, $\sin(\theta)$, and $\tan(\theta)$.

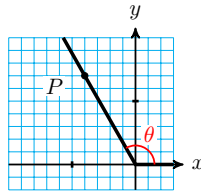
3.



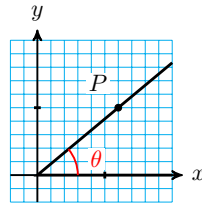
4.



5.



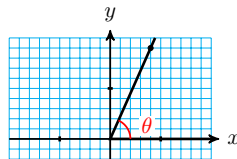
6.



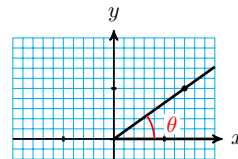
Exercise Group. For Problems 7–10,

- a Find the sine and cosine of the angle.
- b Sketch the supplement of the angle in standard position. (Use congruent triangles.)
- c Find the sine and cosine of the supplement.
- d Find the angle and its supplement, rounded to the nearest degree.

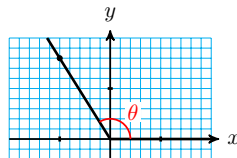
7.



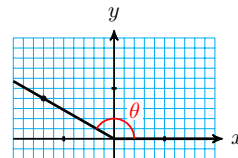
8.



9.



10.



Exercise Group. For Problems 11–20,

- a Sketch an angle in standard position with the given properties.
- b Find $\cos(\theta)$, $\sin(\theta)$, and $\tan(\theta)$.
- c Find the angle θ , rounded to tenths of a degree.

23. For each angle θ in the table for Problem 22, the angle $180^\circ - \theta$ is also in the table.

- a What is true about $\sin(\theta)$ and $\sin(180^\circ - \theta)$?
- b What is true about $\cos(\theta)$ and $\cos(180^\circ - \theta)$?
- c What is true about $\tan(\theta)$ and $\tan(180^\circ - \theta)$?

24. Describe and explain any patterns of equal values you see in the table for Problem 22.

Exercise Group. For Problems 25–28,

- a Evaluate each pair of angles to the nearest 0.1° , and show that they are supplements.
- b Sketch both angles.
- c Find the sine of each angle.

25. $\theta = \cos^{-1}\left(\frac{3}{4}\right)$, $\phi = \cos^{-1}\left(\frac{-3}{4}\right)$

26. $\theta = \cos^{-1}\left(\frac{1}{5}\right)$, $\phi = \cos^{-1}\left(\frac{-1}{5}\right)$

27. $\theta = \cos^{-1}(0.1525)$, $\phi = \cos^{-1}(-0.1525)$

28. $\theta = \cos^{-1}(0.6825)$, $\phi = \cos^{-1}(-0.6825)$

Exercise Group. For Problems 29–34, find two different angles that satisfy the equation. Round to the nearest 0.1° .

29. $\sin(\theta) = 0.7$

30. $\sin(\theta) = 0.1$

31. $\frac{\sin(\theta)}{6} = 0.14$

32. $\frac{5}{\sin(\theta)} = 6$

33. $4.8 = \frac{3.2}{\sin(\theta)}$

34. $1.5 = \frac{\sin(\theta)}{0.3}$

Exercise Group. For Problems 35–38, fill in the blanks with complements or supplements.

35. If $\sin(57^\circ) = q$, then $\sin(\underline{\hspace{2cm}}) = q$ also, $\cos(\underline{\hspace{2cm}}) = q$, and $\cos(\underline{\hspace{2cm}}) = -q$.

36. If $\sin(18^\circ) = w$, then $\sin(\underline{\hspace{2cm}}) = w$ also, $\cos(\underline{\hspace{2cm}}) = w$, and $\cos(\underline{\hspace{2cm}}) = -w$.

37. If $\cos(74^\circ) = m$, then $\cos(\underline{\hspace{2cm}}) = -m$, and $\sin(\underline{\hspace{2cm}})$ and $\sin(\underline{\hspace{2cm}})$ both equal m .

38. If $\cos(36^\circ) = t$, then $\cos(\underline{\hspace{2cm}}) = -t$, and $\sin(\underline{\hspace{2cm}})$ and $\sin(\underline{\hspace{2cm}})$ both equal t .

39.

a Sketch the line $y = \frac{3}{4}x$.

b Find two points on the line with positive x -coordinates.

c The line $y = \frac{3}{4}x$ makes an angle with the positive x -axis. What is that angle?

d Repeat parts (a) through (c) for the line $y = \frac{-3}{4}x$, except find two

points with *negative* x -coordinates.

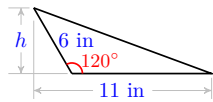
40.

- a Sketch the line $y = \frac{5}{3}x$.
- b Find two points on the line with positive x -coordinates.
- c The line $y = \frac{5}{3}x$ makes an angle with the positive x -axis. What is that angle?
- d Repeat parts (a) through (c) for the line $y = \frac{-5}{3}x$, except find two points with *negative* x -coordinates.

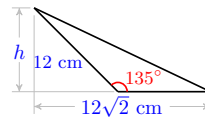
Exercise Group. For Problems 41–44,

- a Find exact values for the base and height of the triangle.
- b Compute an exact value for the area of the triangle.

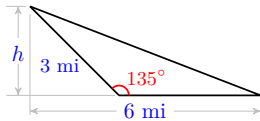
41.



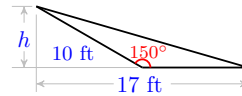
42.



43.



44.



45. Sketch an angle of 120° in standard position. Find the missing coordinates of the points on the terminal side.

- a $(-1, ?)$
- b $(?, 3)$

46. Sketch an angle of 150° in standard position. Find the missing coordinates of the points on the terminal side.

- a $(?, 2)$
- b $(-4, ?)$

47. Sketch an angle of 135° in standard position. Find the missing coordinates of the points on the terminal side.

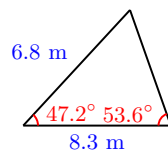
- a $(?, 3)$
- b $(-\sqrt{5}, ?)$

48.

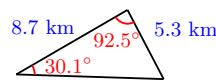
- a Use a sketch to explain why $\cos(90^\circ) = 0$.
- b Use a sketch to explain why $\cos(180^\circ) = 1$.

Exercise Group. For Problems 49–54, find the area of the triangle with the given properties. Round your answer to two decimal places.

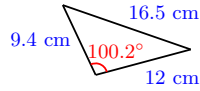
49.



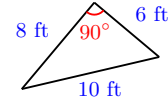
50.



51.



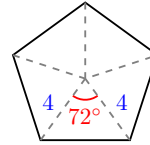
52.



54. $a = 0.8$ m, $c = 0.15$ m,
 $B = 15^\circ$

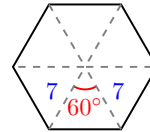
55.

Find the area of the regular pentagon shown at right. (Hint: The pentagon can be divided into five congruent triangles.)



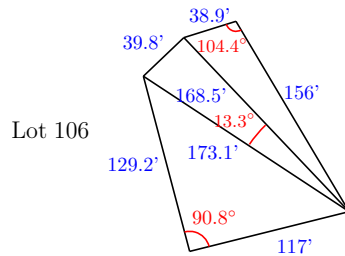
56.

Find the area of the regular hexagon shown at right. (Hint: The hexagon can be divided into six congruent triangles.)

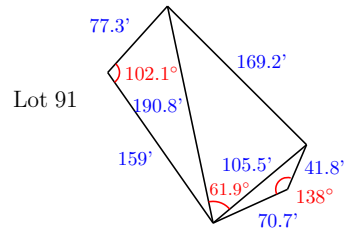


Exercise Group. For Problems 57 and 58, lots from a housing development have been subdivided into triangles. Find the total area of each lot by computing and adding the areas of each triangle.

57.



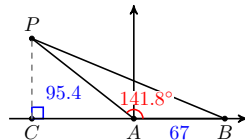
58.



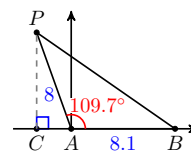
Exercise Group. For Problems 59 and 60,

- Find the coordinates of point P . Round to two decimal places.
- Find the sides BC and PC of $\triangle PCB$.
- Find side PB .

59.



60.



61. Later we will be able to show that $\sin(18^\circ) = \frac{\sqrt{5} - 1}{4}$. What is the exact value of $\sin(162^\circ)$? (Hint: Sketch both angles in standard position.)

62. Later we will be able to show that $\cos(36^\circ) = \frac{\sqrt{5} + 1}{4}$. What is the exact value of $\cos(144^\circ)$? (Hint: Sketch both angles in standard position.)

63. Alice wants an obtuse angle θ that satisfies $\sin(\theta) = 0.3$. Bob presses some buttons on his calculator and reports that $\theta = 17.46^\circ$. Explain Bob's error and give a correct approximation of θ accurate to two decimal places.
64. Yaneli finds that the angle θ opposite the longest side of a triangle satisfies $\sin(\theta) = 0.8$. Zelda reports that $\theta = 53.13^\circ$. Explain Zelda's error and give a correct approximation of θ accurate to two decimal places.

Exercise Group. For Problems 65–70,

- a Sketch an angle θ in standard position, $0^\circ \leq \theta \leq 180^\circ$, with the given properties.
- b Find expressions for $\cos(\theta)$, $\sin(\theta)$, and $\tan(\theta)$ in terms of the given variable.

65. $\cos(\theta) = \frac{x}{3}$, $x < 0$

66. $\tan(\theta) = \frac{4}{\alpha}$, $\alpha < 0$

67. θ is obtuse and $\sin(\theta) = \frac{y}{2}$

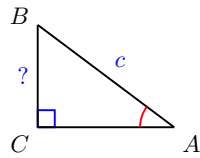
68. θ is obtuse and $\tan(\theta) = \frac{q}{-7}$

69. θ is obtuse and $\tan(\theta) = m$

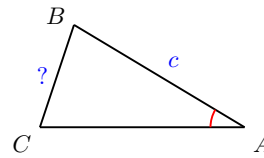
70. $\cos(\theta) = h$

3.2 The Law of Sines

We have learned to use the trigonometric ratios to solve right triangles. But the trig ratios are only valid for the sides of right triangles. Can we find unknown sides or angles in an oblique triangle?



We can find a if we know A and c (and $C = 90^\circ$).



Can find a if we know A and c and C ?

In this section and the next we find relationships among the sides and angles of oblique triangles. These relationships are called the Law of Sines and the Law of Cosines. To derive these new rules, we use what we already know about right triangles.

Note 3.21 Reducing a new problem to an earlier one is a frequently used technique in mathematics.

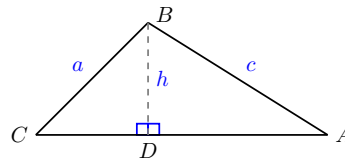
Consider the oblique triangle below. By drawing in the altitude h of the triangle, we create two right triangles, $\triangle BCD$ and $\triangle ABD$, as shown in the figure. Now we can write expressions in terms of h for $\sin A$ and for $\sin C$.

Looking at $\triangle BCD$, we see that

$$\frac{h}{a} = \sin(C).$$

Looking at $\triangle ABD$, we see that

$$\frac{h}{c} = \sin(A).$$



Now we solve each of these equations for h :

$$\frac{h}{a} = \sin(C) \quad \text{and} \quad \frac{h}{c} = \sin(A) \quad \text{Solve each equation for } h.$$

$$h = a \sin(C) \quad \text{and} \quad h = c \sin(A) \quad \text{Equate the expressions for } h.$$

$$a \sin(C) = c \sin(A) \quad \text{Divide both sides by } ac.$$

$$\frac{\sin(C)}{c} = \frac{\sin(A)}{a}$$

We have derived a relationship between the angles A and C and their opposite sides, a and c . If we know any three of these quantities, we can find the fourth.

In a similar way, by drawing in the altitude from the vertex C , we can show that

$$\frac{\sin(A)}{a} = \frac{\sin(B)}{b}$$

Putting both results together, we have the **Law of Sines**. The Law of Sines is true for any triangle, whether it is acute, right, or obtuse.

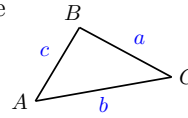
Law of Sines.

If the angles of a triangle are A, B , and C , and the opposite sides are respectively a, b , and c , then

$$\frac{\sin(A)}{a} = \frac{\sin(B)}{b} = \frac{\sin(C)}{c}$$

or equivalently,

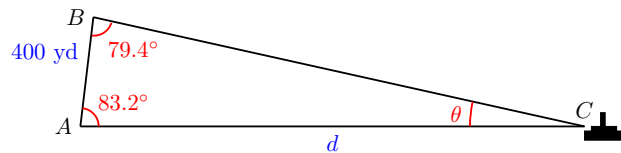
$$\frac{a}{\sin(A)} = \frac{b}{\sin(B)} = \frac{c}{\sin(C)}$$



Finding a Side

In the next example, we use the Law of Sines to find a distance.

Example 3.22 Two observers onshore sight a ship at an unknown distance from the shore. The observers are 400 yards apart at points A and B , and they each measure the angle from the shoreline to the ship, as shown below. How far is the ship from the observer at A ?



Solution. First note that $\triangle ABC$ is not a right triangle, so we cannot use the trig ratios directly to find the sides of this triangle.

The unknown distance d is the side opposite $\angle B = 79.4^\circ$. In order to use the Law of Sines, we must know another angle and the side opposite that angle. We do: we know that side $c = 400$, and we can compute the angle at the ship, $\angle C$.

$$\angle C = 180^\circ - (79.4^\circ + 83.2^\circ) = 17.4^\circ$$

Now we apply the Law of Sines, using angles B and C .

$$\frac{b}{\sin(B)} = \frac{c}{\sin(C)} \quad \text{Substitute the given values.}$$

$$\frac{d}{\sin(79.4^\circ)} = \frac{400}{\sin(17.4^\circ)} \quad \text{Evaluate sines.}$$

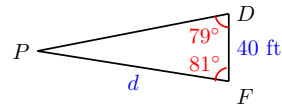
$$\frac{d}{0.9829} = \frac{400}{0.2990} \quad \text{Multiply both sides by 0.9829.}$$

$$d = 1315$$

The ship is about 1315 yards from the observer at A . □

Checkpoint 3.23

Delbert and Francine are 40 feet apart on one side of a river. They make angle measurements to a pine tree on the opposite shore as shown at right. What is the distance from Francine to the pine tree?



Answer. About 114.8 feet

Solving Triangles with the Law of Sines

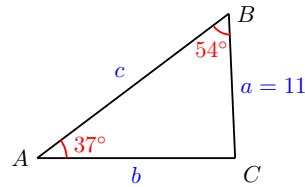
In order to apply the Law of Sines to find a side, we must know one angle of the triangle and its opposite side (either a and A , or b and B , or c and C), and one other angle. Then we can find the side opposite that angle.

Example 3.24

In the triangle shown at right,

$$A = 37^\circ, B = 54^\circ, \text{ and } a = 11$$

- Find b .
- Solve the triangle.



Solution.

- We use the Law of Sines with a and angle A to find b .

$$\frac{a}{\sin(A)} = \frac{b}{\sin(B)} \quad \text{Substitute the given values.}$$

$$\frac{11}{\sin(37^\circ)} = \frac{b}{\sin(54^\circ)} \quad \text{Multiply both sides by } \sin(54^\circ).$$

$$\frac{11}{\sin(37^\circ)} \cdot \sin(54^\circ) = b$$

Evaluating this expression with a calculator, we find that $b \approx 14.79$.

- The angle $C = 180^\circ - (37^\circ + 54^\circ) = 89^\circ$. Now we use the Law of Sines to find side c . Note that it is safer to use the given side, a , rather than the value we calculated for b .

$$\frac{a}{\sin(A)} = \frac{c}{\sin(C)} \quad \text{Substitute the known values.}$$

$$\frac{11}{\sin(37^\circ)} = \frac{c}{\sin(89^\circ)} \quad \text{Multiply both sides by } \sin(89^\circ).$$

$$\frac{11}{\sin(37^\circ)} \cdot \sin(89^\circ) = c$$

so $c \approx 18.28$.

□

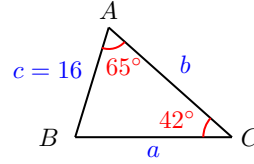
Checkpoint 3.25

In the triangle at right,

$$A = 65^\circ, C = 42^\circ, \text{ and } c = 16$$

Solve the triangle.

(Hint: Which side will you find first?)



Answer. $B = 73^\circ$, $b = 22.87$, $a = 21.68$

Finding an Angle

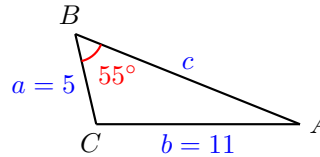
We can also use the Law of Sines to find an unknown angle of a triangle. We must know two sides of the triangle and the angle opposite one of them.

Example 3.26

In the triangle shown at right,

$$B = 55^\circ, a = 5, \text{ and } b = 11$$

Solve the triangle.



Solution. We must find the three remaining parts of the triangle, A , C , and c . First, we use the Law of Sines to find $\sin(A)$.

$$\frac{\sin(A)}{a} = \frac{\sin(B)}{b} \quad \text{Substitute the known values.}$$

$$\frac{\sin(A)}{5} = \frac{\sin(55^\circ)}{11} \quad \text{Multiply both sides by 5.}$$

$$\sin(A) = 5 \cdot \frac{\sin(55^\circ)}{11} \approx 0.3723$$

So $A = \sin^{-1}(0.3723) \approx 21.9^\circ$. Now we know two angles, and we can find angle C .

$$\begin{aligned} C &= 180^\circ - (B + A) \\ &= 180^\circ - 55^\circ - 21.9^\circ = 103.1^\circ \end{aligned}$$

Finally, we use the Law of Sines to find side c .

$$\frac{c}{\sin(C)} = \frac{b}{\sin(B)} \quad \text{Substitute the known values.}$$

$$\frac{c}{\sin(103.1^\circ)} = \frac{11}{\sin(55^\circ)} \quad \text{Multiply both sides by } \sin(103.1^\circ).$$

$$c = \frac{11}{\sin(55^\circ)} \cdot \sin(103.1^\circ)$$

Evaluating this expression with a calculator gives $c \approx 13.1$.

□

Checkpoint 3.27 Sketch a triangle with $C = 93^\circ$, $a = 7$, and $c = 11$.

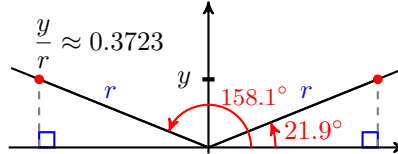
- Use the Law of Sines to find another angle of the triangle.
- Solve the triangle, and label your sketch with the results.

Answer.

a $A = 39.5^\circ$

b $b = 8.13$, $B = 47.5^\circ$

Caution 3.28 In the last Example we used the value of $\sin(A)$ to find angle A . But there are two angles that satisfy $\sin(A) = 0.3723$, one acute (21.9°) and one obtuse (158.1°). How did we know which one to choose?



In this case, the obtuse angle is too big to fit in the triangle, because angle $B = 55^\circ$. Sometimes both angles will produce (different) triangles, and sometimes only the acute angle will work. You should always check whether both angles provide solutions.

Note 3.29 Because there can be more than one solution for a triangle in which we know two sides and an angle opposite one of them, this situation is called the **ambiguous case** for the Law of Sines. (See Homework Problems 33–42 for more about the ambiguous case.)

Example 3.30 Find two triangles in which $B = 14.4^\circ$, $a = 8$, and $b = 3$, and sketch both triangles.

Solution. Using the Law of Sines, we have

$$\frac{\sin(A)}{a} = \frac{\sin(B)}{b} \quad \text{Substitute the known values.}$$

$$\frac{\sin(A)}{8} = \frac{\sin(14.4^\circ)}{3} \quad \text{Multiply both sides by 8.}$$

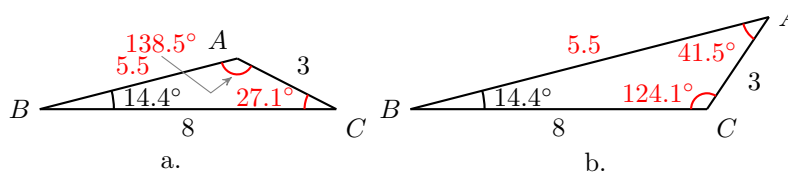
$$\sin(A) = 8 \cdot \frac{\sin(14.4^\circ)}{3} \approx 0.6632$$

There are two angles with sine 0.6632:

- the acute angle $A = \sin^{-1}(0.6632) = 41.5^\circ$,
- or its supplement, $A' = 180^\circ - 41.5^\circ = 138.5^\circ$.

Each of these angles produces a different solution triangle, because the angle C and side c will be different also.

- In the first case, angle $C = 180^\circ - (14.4^\circ + 138.5^\circ) = 27.1^\circ$, and we have the triangle shown in figure (a).
- In the second case, $C = 180^\circ - (14.4^\circ + 41.5^\circ) = 124.1^\circ$, which gives us the triangle shown in figure (b).



□

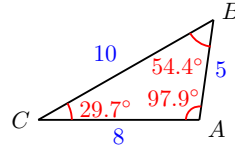
Checkpoint 3.31 Suppose that $C = 29.7^\circ$, $b = 8$, and $c = 5$.

- a Find two possible values for angle B .
- b Solve the triangle for both values of B , and sketch both solutions.

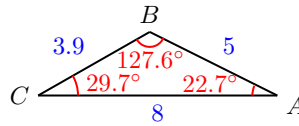
Answer.

a $B = 52.4^\circ$ or $B = 127.6^\circ$

b $A = 97.9^\circ$, $a = 10$



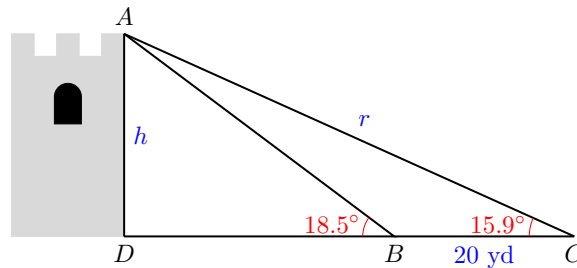
or $A = 22.7^\circ$, $a = 3.9$



Applications

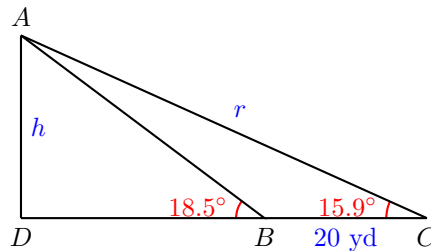
In the next example, we use two triangles to solve the problem.

Example 3.32 Richard wants to measure the height of a castle controlled by hostile forces. When he is as close as he can get to the castle, the angle of elevation to the top of the wall is 18.5° . He then retreats 20 yards and measures the angle of elevation again; this time it is 15.9° . How tall is the castle?



Solution.

Notice that h is one side of the right triangle ADC . If we can find its hypotenuse, labeled r in the figure, we can use the sine ratio to find h . To find r , we consider a second triangle, ABC , as shown below.



In this triangle, we know side $BC = 20$ and would like to find side $AC = r$. We can use the Law of Sines to find r , but first we must calculate the other angles of the triangle.

Now, the angle opposite r , $\angle ABC$, is the complement of 18.5° , so

$$\angle ABC = 180^\circ - 18.5^\circ = 161.5^\circ$$

The angle opposite the 20-yard side, $\angle BAC$, is

$$\angle BAC = 180^\circ - (161.5^\circ + 15.9^\circ) = 2.6^\circ$$

Now we can apply the Law of Sines to find r . We have

$$\begin{aligned} \frac{r}{\sin(161.5^\circ)} &= \frac{20}{\sin(2.6^\circ)} && \text{Solve for } r. \\ r &= \sin(161.5^\circ) \cdot \frac{20}{\sin 2.6^\circ} \\ &\approx 139.9 \end{aligned}$$

So r is about 139.9 yards. Finally, using the right triangle ADC and the definition of sine, we can write

$$\begin{aligned} \frac{h}{r} &= \sin(15.9^\circ) && \text{Solve for } h. \\ h &= r \cdot \sin(15.9^\circ) \approx 38.33 \end{aligned}$$

The castle is about 38.33 yards tall. □

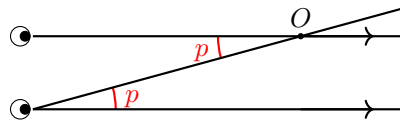
Checkpoint 3.33 Solve the problem in the previous example again, but instead of finding r , find the length AB , and then use $\triangle ABD$ to find h .

Answer. $AB = 120.79$, the castle is about 38.33 yards tall.

Measuring Astronomical Distances

If you look at a nearby object and alternately close your left and right eyes, the object seems to jump in position. This apparent change occurs because your eyes are viewing the object from two different positions spaced several centimeters apart. If the object at point O is straight ahead of one eye, it appears to be at some angle p away from the line of sight of the other eye. The angle p is called the **parallax** of the object.

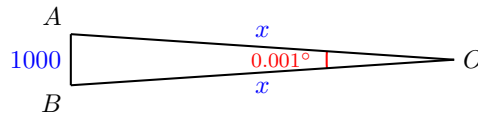
Use the figure below to see that p is also the angle between the directions to your two eyes when viewed from point O . (What fact from geometry justifies this statement?)



Astronomers use parallax to determine the distance from earth to stars and other celestial objects. Two observers on Earth at a known distance apart both measure the direction to the star. The difference in angle between those two directions is the parallax.

Example 3.34 Astronomers 1000 kilometers apart observe an asteroid with a parallax of 0.001° . How far is the asteroid from Earth?

Solution. We let x represent the distance to the asteroid. The asteroid and the two observers make an isosceles triangle with base 1000 km and equal sides of length x , as shown below.



The base angles of the triangle are both $\frac{180^\circ - 0.001^\circ}{2} = 89.999^\circ$. By the Law of Sines,

$$\frac{x}{\sin(89.999^\circ)} = \frac{1000}{\sin(0.001^\circ)} \quad \text{Solve for } x.$$

$$x = \sin(89.999^\circ) \cdot \frac{1000}{\sin(0.001^\circ)}$$

$$x \approx 57,000,000$$

The asteroid is about 57 million kilometers from Earth (roughly one third of the distance to the Sun). \square

Checkpoint 3.35 Two observers 800 kilometers apart observe an object with a parallax of 0.0005° . How far is the object from Earth?

Answer. About 91,673,247 km

Small Angles: Minutes and Seconds

To obtain the most accurate parallax measurements, the distance between the two observers should be as large as possible. But even measured from opposite sides of Earth's orbit, stars outside the solar system have parallaxes much smaller than 0.0001° .

In order to handle such small angles, we divide degrees into smaller units called **minutes** and **seconds**. One minute is $\frac{1}{60}$ of a degree, and 1 second is $\frac{1}{60}$ of a minute, or $\frac{1}{3600}$ of a degree. We use the following notation for minutes and seconds.

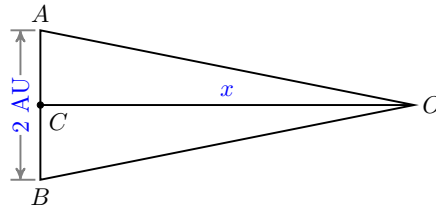
Fractions of a Degree.

- One minute: $1' = \frac{1^\circ}{60}$
- One second: $1'' = \frac{1'}{60} = \frac{1^\circ}{3600}$

When describing large distances, astronomers sometimes use the distance from Earth to the Sun, about 93 million miles, as the unit of measurement. This distance is called 1 **Astronomical Unit**, or 1 **AU**. For example, an object that is three times as far away as the Sun would be at a distance of 3 AU.

Example 3.36 The star Wolf 359 has a parallax of $0.85''$ when observed from opposite sides of Earth's orbit. How far away is the star?

Solution. In the figure below, the star Wolf 359 is located at point O . Our Sun is located at point C , halfway between the two observation points at A and B . Thus, the distance between the observation points is twice the distance from the Earth to the Sun, or 2 AU.



The altitude from O to side \overline{AB} forms a right triangle ACO and bisects the angle at O . Thus

$$\angle AOC = \frac{1}{2}(0.85'') = 0.425''$$

We use the definition of tangent to find

$$\begin{aligned} \tan 0.425'' &= \frac{\text{opposite}}{\text{adjacent}} \\ \tan(0.425''/3600) &= \frac{1}{x} && \text{Solve for } x. \\ x &= \frac{1}{\tan(0.425''/3600)} \approx 485,000 \end{aligned}$$

The star is approximately 485,000 AU from Earth, or nearly half a million times the distance from Earth to the Sun. \square

Checkpoint 3.37 Two observers are 1 AU (astronomical unit) apart. They find that the parallax to a distant star is $1''$. What is the distance to the star, in astronomical units?

(This distance is called a **parsec**. In other words, a parsec is the distance at which the parallax from observations 1 AU apart is $1''$. In this Exercise, you are calculating the number of astronomical units in 1 parsec.)

Answer. 1 parsec \approx 206,265 AU

Review the following skills you will need for this section.

Algebra Refresher 3.3

Convert to a decimal fraction.

- | | |
|-----------------------------|-----------------------------|
| 1 5 inches = _____ foot | 5 16 minutes = _____ degree |
| 2 10 ounces = _____ pound | 6 $4'$ = _____ $^\circ$ |
| 3 24 minutes = _____ hour | 7 $2''$ = _____ $^\circ$ |
| 4 35 seconds = _____ minute | 8 $1' 5''$ = _____ $^\circ$ |

Algebra Refresher Answers

- | | | | |
|-----------------|-----------------|----------------|-------------------|
| 1 $0.41\bar{6}$ | 3 0.4 | 5 $0.2\bar{6}$ | 7 $0.000\bar{5}$ |
| 2 0.625 | 4 $0.58\bar{3}$ | 6 $0.0\bar{6}$ | 8 $0.0180\bar{5}$ |

Section 3.2 Summary

Vocabulary

- Parallax
- Minute
- Second

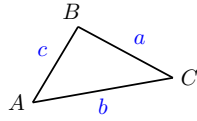
Concepts

1

Law of Sines.

If the angles of a triangle are $A, B,$ and $C,$ and the opposite sides are respectively $a, b,$ and $c,$ then

$$\frac{\sin(A)}{a} = \frac{\sin(B)}{b} = \frac{\sin(C)}{c}$$



or equivalently,

$$\frac{a}{\sin(A)} = \frac{b}{\sin(B)} = \frac{c}{\sin(C)}$$

- 2 We can use the Law of Sines to find an unknown side in an oblique triangle. We must know the angle opposite the unknown side, and another side-angle pair.
- 3 We can also use the Law of Sines to find an unknown angle of a triangle. We must know two sides of the triangle and the angle opposite one of them.
- 4 Remember that there are two angles with a given sine. When using the Law of Sines, we must check whether both angles result in possible triangles.
- 5 We use minutes and seconds to measure very small angles.

Fractions of a Degree.

- One minute: $1' = \frac{1^\circ}{60}$
- One second: $1'' = \frac{1'}{60} = \frac{1^\circ}{3600}$

Study Questions

- 1 Can we use the Law of Sines to solve a right triangle?
- 2 Explain why we cannot use the Law of Sines to solve the triangle with $a = 8,$ $b = c$ and $C = 35^\circ.$
- 3 Francine says "I'm thinking of an angle whose sine is 0.3420 (rounded to four decimal places)." Delbert says "The angle must be 20° (rounded to the nearest degree)." Is he correct? Why or why not?
- 4 Sketch two possible triangles with $A = 25^\circ,$ $b = 18,$ and $a = 10.$
- 5 Try to sketch a triangle with $A = 65^\circ,$ $b = 18,$ and $a = 10.$ What went wrong?

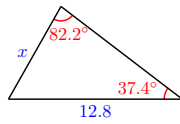
Skills

- 1 Use the Law of Sines to find a side #1-6
- 2 Use the Law of Sines to find an angle #7-12
- 3 Use the Law of Sines to solve an oblique triangle #13-18
- 4 Solve problems using the Law of Sines #19-28
- 5 Compute distances using parallax #29-32
- 6 Solve problems involving the ambiguous case #33-46

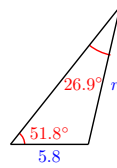
Homework 3.2

Exercise Group. For Problems 1–6, use the Law of Sines to find the indicated side. Round to two decimal places.

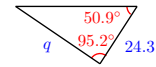
1.



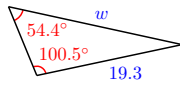
2.



3.



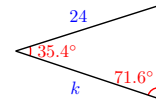
4.



5.

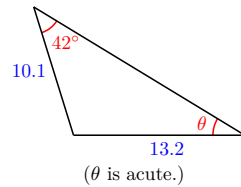


6.

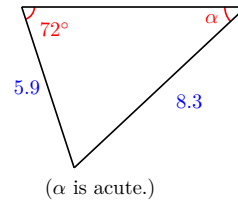


Exercise Group. For Problems 7–12, use the Law of Sines to find the indicated angle. Round to two decimal places.

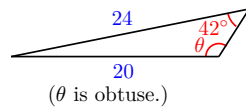
7.



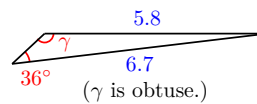
8.



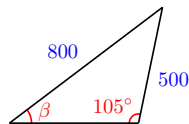
9.



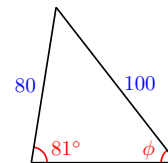
10.



11.



12.



Exercise Group. For Problems 13–18, sketch the triangle and solve. Round answers to two decimal places.

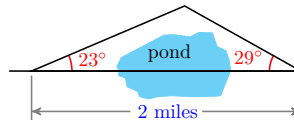
13. $b = 7$, $A = 23^\circ$, $B = 42^\circ$ 14. $c = 34$, $A = 53^\circ$, $C = 26^\circ$
 15. $a = 1.8$, $c = 2.1$, $C = 44^\circ$ 16. $b = 8.5$, $c = 6.8$, $B = 23^\circ$
 17. $c = 75$, $A = 35^\circ$, $B = 46^\circ$ 18. $a = 94$, $B = 29^\circ$, $C = 84^\circ$

Exercise Group. For Problems 19–26,

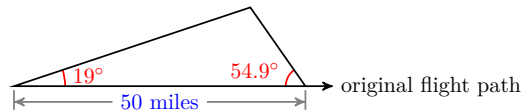
a Sketch and label a triangle to illustrate the problem.

b Solve the problem.

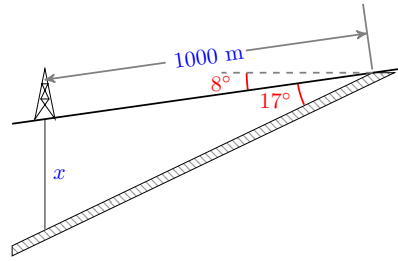
19. Maryam wants to know the height of a cliff on the other side of a ravine. The angle of elevation from her edge of the ravine to the cliff top is 84.6° . When she moves 30 feet back from the ravine, the angle of elevation is 82.5° . How tall is the cliff?
20. Amir wants to know the height of a tree in the median strip of a highway. The angle of elevation from the highway shoulder to the treetop is 43.5° . When he moves 10 feet farther away from the tree, the angle of elevation is 37.2° . How tall is the tree?
21. Delbert and Francine are 10 kilometers apart, both observing a satellite that passes directly over their heads. At a moment when the satellite is between them, Francine measures its angle of elevation as 84.6° , and Delbert measures an angle of 87° . How far is the satellite from Delbert?
22. Megan rows her kayak due east. When she began, she spotted a lighthouse 2000 meters in the distance at an angle of 14° south of east. After traveling for of an hour, the lighthouse was at an angle of 83° south of east. How far did Megan travel, and what was her average speed?
23. Chad is hiking along a straight path but needs to detour around a large pond. He turns 23° from his path until clear of the pond, then walks back to his original path, intercepting it at an angle of 29° and at a distance of 2 miles from where he had left the path. How far did Chad walk in each of the two segments of his detour, and how much farther did his detour require compared with a straight line through the pond?



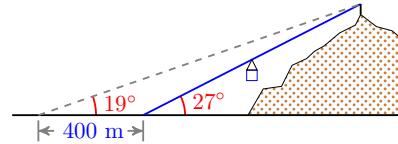
24. Bob is flying to Monterey but must change course to avoid a storm. He flies 19° off from his original direction until he clears the storm, then turns again to return back to his original flight path, intercepting it at an angle of 54.9° and at a distance of 50 miles from where he had left it. How much farther did his detour require compared with his original course?



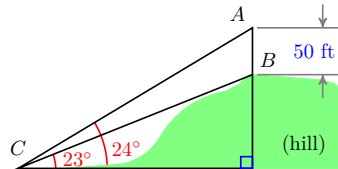
25. Geologists find an outcropping from an underground rock formation that normally indicates the presence of oil. The outcropping is on a hillside, and the formation itself dips another 17° from the surface. If an oil well is placed 1000 meters downhill from the outcropping, how far will the well have to drill before it reaches the formation?



26. A proposed ski lift will rise from point near the base of the slope with an angle of 27° . At a distance of 400 meters further from the slope, the angle of elevation to the top of the ski lift is 19° . How long is the ski lift?

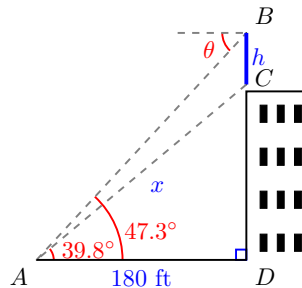


27. Thelma wants to measure the height of a hill. She first plants a 50 foot tall antenna at the hill's peak. Then she descends the hill and finds a point where she can see the top and the bottom of the antenna. The angle of elevation to the bottom of the antenna is 23° , and the angle of elevation to the top of the antenna is 24° .



- Find $\angle ACB$.
 - Find $\angle CAB$, at the top of the antenna.
 - How long is BC , the distance from the bottom of the antenna to C ?
 - How tall is the hill?
- 28.

A billboard of California's gubernatorial candidate Angelyne is located on the roof of a building. At a distance of 180 feet from the building, the angles of elevation to the bottom and top of the billboard are respectively 39.8° and 47.3° . How tall is the billboard?



Exercise Group. For Problems 29–32, compute the following distances in Astronomical Units. Then convert to kilometers, using the fact that $1 \text{ AU} \approx 1.5 \times 10^8 \text{ km}$.

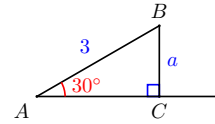
29. When observed from opposite sides of Earth's orbit, the star Alpha Centauri has a parallax of $0.76''$. How far from the Sun is Alpha Centauri?

30. How far from the Sun is Barnard's star, which has a parallax of $1.1''$ when observed at opposite ends of Earth's orbit?
31. How far from the Sun is Tau Ceti, which has a parallax of $0.55''$ when observed from opposite ends of Earth's orbit?
32. How far from the Sun is Sirius, which has a parallax of $0.75''$ when observed from opposite ends of Earth's orbit?

Exercise Group. Problems 33–38 consider the ambiguous case of the Law of Sines, when two sides and an angle opposite one of them are known.

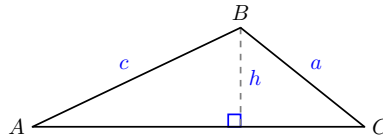
33.

In the right triangle ABC shown, $\angle A = 30^\circ$, $\angle C = 90^\circ$, and $c = 3$ inches.



- a Use the definition of $\sin(A)$ to solve for a (the length of side \overline{BC}).
- b Can you draw a triangle ABC with $A = 30^\circ$ and $c = 3$ if $a < \frac{3}{2}$? Why or why not?
- c How many triangles are possible if $\frac{3}{2} < a < 3$?
- d How many triangles are possible if $a > 3$?
34. In this problem we show that there are two different triangles ABC with $A = 30^\circ$, $a = 2$ and $c = 3$.
- a Use a protractor to draw an angle $A = 30^\circ$. Mark point B on one side of the angle so that \overline{AB} is 3 inches long.
- b Locate two distinct points on the other side of the angle that are each 2 inches from point B . These points are both possible locations for point C .
- c Use the Law of Sines to find two distinct possible measures for $\angle C$.
35. In $\triangle ABC$, $\angle A = 30^\circ$ and $c = 12$. How many triangles are possible for each of the following lengths for side a ? Sketch the solutions in each case.
- a $a = 6$ b $a = 4$ c $a = 9$ d $a = 15$

36. Consider the triangle ABC shown below.



- a Express the length of the altitude in terms of $\angle A$ and c .
- b Now suppose we keep $\angle A$ and side c fixed, but allow a to vary in length. What is the smallest value a can have and still be long enough to make a triangle?
- c What are the largest and smallest values that a can have in order

to produce two distinct triangles ABC (without changing $\angle A$ and side c)?

37. For the triangle in Problem 36, suppose $A = 40^\circ$ and $c = 8$.
- Sketch and solve the triangle if $a = 12$.
 - Sketch and solve the triangle if $a = 6$.
 - Sketch and solve the triangle if $a = 4$.
 - For what value of a is c the hypotenuse of a right triangle?
38. For the figure in Problem 36, suppose $A = 70^\circ$ and $c = 20$.
- For what value of a is the triangle a right triangle?
 - For what values of a are there two solutions for the triangle?
 - For what values of a is there one obtuse solution for the triangle?
 - For what value of a is there no solution?

Exercise Group. For Problems 39–42, find the remaining angles of the triangle. Round answers to two decimal places. (These problems involve the ambiguous case.)

39. $a = 66$, $c = 43$, $C = 25^\circ$ 40. $b = 10$, $c = 14$, $B = 20^\circ$
 41. $b = 100$, $c = 80$, $B = 49^\circ$ 42. $b = 4.7$, $c = 6.3$, $C = 54^\circ$

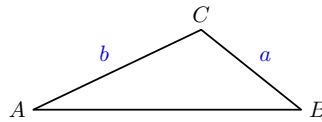
43. Delbert and Francine are 1000 yards apart. The angle Delbert sees between Francine and a certain tree is 38° . If the tree is 800 yards from Francine, how far is it from Delbert? (There are two possible answers.)
44. From the lookout point on Fabrick Rock, Ann can see not only see the famous "Crooked Spire" in Chesterfield, which is 8 miles away, but also the red phone box in the village of Alton. Chesterfield and Alton are 7 miles apart. Fabrick Rock has a plaque that shows directions to famous sites, and from the plaque Ann determines that the angle between the lines to the spire and the phone box measures 19° . How far is Fabrick Rock from the phone box? (There are two possible answers.)

- 45.
- Sketch a triangle with $A = 25^\circ$, $B = 35^\circ$, and $b = 16$.
 - Use the Law of Sines to find a .
 - Use the Law of Sines to find c .
 - Find c without using the Law of Sines. (Hint: Sketch the altitude, h , from C to make two right triangles. Find h , then use h to find c .)

- 46.
- Sketch a triangle with $A = 75^\circ$, $a = 15$, and $b = 6$.
 - Use the Law of Sines to find c .
 - Find c without using the Law of Sines.

Exercise Group. Problems 47–48 prove the Law of Sines using the formula for the area of a triangle. (See Section 3.1 for the appropriate formula.)

47. Sketch a triangle with angles A , B and C and opposite sides of lengths respectively a , b and c .
- Write the area of the triangle in terms of a , b , and angle C .
 - Write the area of the triangle in terms of a , c , and angle B .
 - Write the area of the triangle in terms of b , c , and angle A .
48. Equate the three different expressions from Problem 47 for the area of the triangle. Multiply through by $\frac{2}{abc}$ and simplify to deduce the Law of Sines.
49. Here is a method for solving certain oblique triangles by dividing them into two right triangles. In the triangle shown, we know two angles, A and B , and the side opposite one of them, say a . We would like to find side b .



- Draw the altitude h from angle C .
- Write an expression for b in terms of h and angle A .
- Write an expression for h in terms of angle B .
- Substitute your expression for h into your expression for b .
- Which of the following is equivalent to the formula you wrote in part (d)?

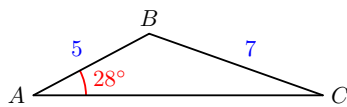
i $a \sin(A) = b \sin(B)$

ii $\frac{a}{\sin(A)} = \frac{b}{\sin(B)}$

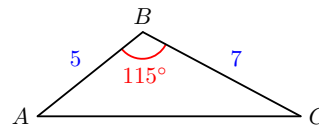
iii $\frac{a}{\sin(B)} = \frac{b}{\sin(A)}$

3.3 The Law of Cosines

If we know two angles and one side of a triangle, we can use the Law of Sines to solve the triangle. We can also use the Law of Sines when we know two sides and the angle opposite one of them. But the Law of Sines is not helpful for the problem that opened this chapter, finding the distance from Avery to Clio. In this case we know two sides of the triangle, a and c , and the *included* angle, B .



Two sides and an angle opposite one of them. We can use the Law of Sines.



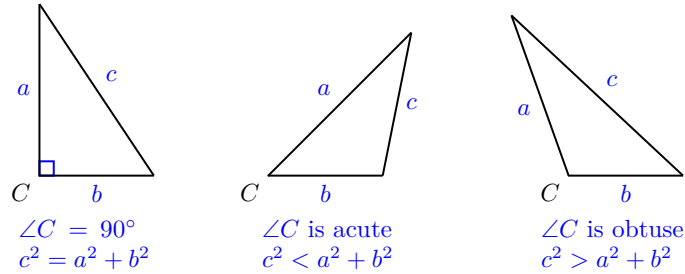
Two sides and the included angle. We cannot use the Law of Sines.

To solve a triangle when we know two sides and the included angle, we will need a generalization of the Pythagorean theorem known as the Law of Cosines.

In a right triangle, with $C = 90^\circ$, the Pythagorean theorem tells us that

$$c^2 = a^2 + b^2$$

If we allow angle C to vary, but keep a and b the same length, the side c will grow or shrink, depending on whether we increase or decrease the angle C , as shown below.



The Pythagorean theorem is actually a special case of a more general law that applies to all triangles, no matter what the size of angle C . The equation relating the three sides of a triangle is

$$c^2 = a^2 + b^2 - 2ab \cos(C)$$

You can see that when C is a right angle, $\cos 90^\circ = 0$, so the equation reduces to the Pythagorean theorem.

We can write similar equations involving the angles or A or B . The three equations are all versions of the Law of Cosines.

Law of Cosines.

If the angles of a triangle are A, B , and C , and the opposite sides are respectively a, b , and c , then

$$a^2 = b^2 + c^2 - 2bc \cos(A)$$

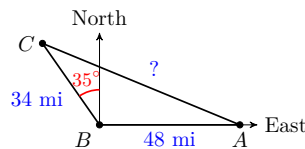
$$b^2 = a^2 + c^2 - 2ac \cos(B)$$

$$c^2 = a^2 + b^2 - 2ab \cos(C)$$

Note 3.38 For a proof of the Law of Cosines, see Homework Problems 57 and 58.

Finding a Side

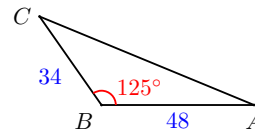
Now we can solve the problem of the distance from Avery to Clio. Here is the figure from Section 3.1 showing the location of the three towns.



Example 3.39 How far is it from Avery to Clio?

Solution.

The angle $\angle ABC = 35^\circ + 90^\circ = 125^\circ$. Thus, in $\triangle ABC$ we have $a = 34$, $c = 48$ and $B = 125^\circ$. The distance from Avery to Clio is represented by b in the figure.



We know two sides and the included angle, and we choose the version of the Law of Cosines that uses our known angle, B .

$$b^2 = a^2 + c^2 - 2ac \cos(B)$$

Substitute the known values.

$$b^2 = 34^2 + 48^2 - 2(34)(48) \cos(125^\circ) \quad \text{Simplify the right side.}$$

$$b^2 = 3460 - 3264 \cos(125^\circ) = 5332.153 \quad \text{Take square roots.}$$

$$b = 73.02$$

Avery is about 73 miles from Clio. □

Caution 3.40 When simplifying the Law of Cosines, be careful to follow the order of operations. In the previous example, the right side of the equation

$$b^2 = 34^2 + 48^2 - 2(34)(48) \cos(125^\circ)$$

has three terms, and simplifies to

$$b^2 = 1156 + 2304 - 3264 \cos(125^\circ)$$

$$b^2 = 3460 - 3264(-0.573567364\dots)$$

Note that 3264 is the coefficient of $\cos(125^\circ)$, so it would be incorrect to subtract 3264 from 3460. If you are using a graphing calculator, you can enter the right side of the equation exactly as it is written.

Checkpoint 3.41 In $\triangle ABC$, $a = 11$, $c = 23$, and $B = 87^\circ$. Find b , and round your answer to two decimal places.

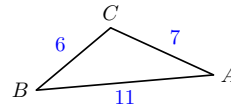
Answer. 24.97

Finding an Angle

We can also use the Law of Cosines to find an angle when we know all three sides of a triangle. Pay close attention to the algebraic steps used to solve the equation in the next example.

Example 3.42

In the triangle at right, $a = 6$, $b = 7$, and $c = 11$. Find angle C .



Solution. We choose the version of the Law of Cosines that uses angle C .

$$c^2 = a^2 + b^2 - 2ab \cos(C) \quad \text{Substitute the known values.}$$

$$11^2 = 6^2 + 7^2 - 2(6)(7) \cos(C) \quad \text{Simplify each side.}$$

$$121 = 36 + 49 - 84 \cos(C) \quad \text{Isolate the cosine term.}$$

$$36 = -84 \cos(C) \quad \text{Solve for } \cos(C).$$

$$\frac{-3}{7} = \cos(C) \quad \text{Solve for } C.$$

$$C = \cos^{-1}\left(\frac{-3}{7}\right) = 115.4^\circ$$

Angle C is about 115.4° . □

Checkpoint 3.43 In $\triangle ABC$, $a = 5.3$, $b = 4.7$, and $c = 6.1$. Find angle B , and round your answer to two decimal places.

Answer. 48.07°

Once we have calculated one of the angles in a triangle, we can use either the Law of Sines or the Law of Cosines to find a second angle. Here is how we would use the Law of Sines to find angle A in the previous Example.

$$\frac{\sin(A)}{a} = \frac{\sin(C)}{c} \quad \text{Substitute the known values.}$$

$$\frac{\sin(A)}{6} = \frac{\sin(115.4^\circ)}{11} \quad \text{Solve for } \sin A.$$

$$\sin(A) = 6 \cdot \frac{\sin(115.4^\circ)}{11} \approx 0.4928$$

Thus, $A = \sin^{-1}(0.4928) = 29.5^\circ$. (We know that A is an acute angle because it is opposite the shortest side of the triangle.) Finally,

$$B = 180^\circ - (A + C) \approx 35.1^\circ$$

Alternatively, we can use the Law of Cosines to find angle A .

$$a^2 = b^2 + c^2 - 2bc \cos(A) \quad \text{Substitute the known values.}$$

$$6^2 = 7^2 + 11^2 - 2(7)(11) \cos(A) \quad \text{Simplify each side.}$$

$$36 = 49 + 121 - 154 \cos(A) \quad \text{Isolate the cosine term.}$$

$$-134 = -154 \cos(A) \quad \text{Solve for } \cos(A).$$

$$\frac{67}{77} = \cos(A) \quad \text{Solve for } A.$$

$$A = \cos^{-1}\left(\frac{67}{77}\right) = 29.5^\circ$$

Note 3.44 Using the Law of Sines requires fewer calculations than the Law of Cosines, but the Law of Cosines uses only the original values, instead of the results of our previous calculations and approximations.

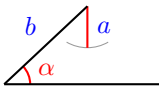
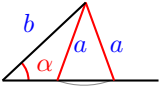
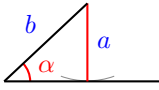
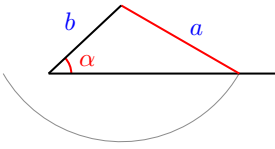
Whenever we round off a number, we introduce inaccuracy into the calculations, and these inaccuracies grow with each additional calculation. Thus, for the sake of accuracy, it is best to use given values in preference to calculated values whenever possible.

Using the Law of Cosines for the Ambiguous Case

In Section 3.2 we encountered the ambiguous case:

If we know two sides a and b of a triangle and the acute angle α opposite one of them, there may be one solution, two solutions, or no solution, depending on the size of a in relation to b and α , as shown below.

The Ambiguous Case.

| | |
|--|---|
| <p>1 No solution: $a < b\sin(\alpha)$</p>  <p>α is too short to make a triangle.</p> | <p>3 Two solutions: $b\sin(\alpha) < a < b$</p>  |
| <p>2 One solution: $a = b\sin(\alpha)$</p>  <p>α is exactly the right length to make a right triangle.</p> | <p>4 One solution: $a > b$</p>  |

If α is an obtuse angle, things are simpler: there is one solution if $a > b$, and no solution if $a \leq b$.

Because there are always two angles with a given sine, if we use the Law of Sines for the ambiguous case, we must check whether both possible angles result in a triangle. But here is another approach: We can apply the Law of Cosines to find the third side first. With that method, we'll need the quadratic formula.

Quadratic Formula.

The solutions of the quadratic equation $ax^2 + bx + c = 0$, $a \neq 0$, are given by

$$x = \frac{-b \pm \sqrt{b^2 - 4ac}}{2a}$$

A quadratic equation can have one solution, two solutions, or no solution, depending on the value of the **discriminant**, $b^2 - 4ac$. If we use the Law of Cosines to find a side in the ambiguous case, the quadratic formula will tell us how many triangles have the given properties.

- If the quadratic equation has one positive solution, there is one triangle.
- If the quadratic equation has two positive solutions, there are two triangles.
- If the quadratic equation has no positive solutions, there is no triangle with the given properties.

Example 3.45 In $\triangle ABC$, $B = 14.4^\circ$, $a = 8$, and $b = 3$. Solve the triangle.

Solution. We begin by finding the third side of the triangle. Using the Law of Cosines, we have

$$b^2 = a^2 + c^2 - 2ac \cos(B) \quad \text{Substitute the known values.}$$

$$3^2 = 8^2 + c^2 - 2(8)c \cos(14.4^\circ) \quad \text{Simplify.}$$

$$9 = 64 + c^2 - 16c(0.9686) \quad \text{Write the quadratic equation in standard form.}$$

$$0 = c^2 - 15.497c + 55 \quad \text{Apply the quadratic formula.}$$

$$c = \frac{15.497 \pm \sqrt{(-15.497)^2 - 4(1)(55)}}{2(1)} \quad \text{Simplify.}$$

$$= \frac{15.497 \pm 4.490}{2} = 5.503 \quad \text{or} \quad 9.994$$

Because there are two positive solutions for side c , either $c = 5.503$ or $c = 9.994$, there are two triangles with the given properties. We apply the Law of Cosines again to find angle C in each triangle.

For the triangle with $c = 5.503$, we have

$$c^2 = a^2 + b^2 - 2ab \cos(C) \quad \text{Substitute the known values.}$$

$$5.503^2 = 8^2 + 3^2 - 2(8)(3) \cos(C) \quad \text{Solve for } \cos(C).$$

$$\cos(C) = \frac{5.503^2 - 64 - 9}{-48} = 0.889876$$

$$C = \cos^{-1}(0.889876) = 27.1^\circ$$

and $A = 180^\circ - (14.4^\circ + 27.1^\circ) = 138.5^\circ$.

For the triangle with $c = 9.994$, we have

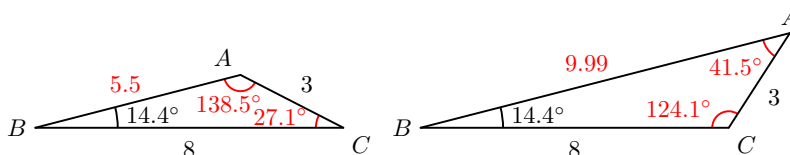
$$c^2 = a^2 + b^2 - 2ab \cos(C) \quad \text{Substitute the known values.}$$

$$9.994^2 = 8^2 + 3^2 - 2(8)(3) \cos(C) \quad \text{Solve for } \cos(C).$$

$$\cos(C) = \frac{9.994^2 - 64 - 9}{-48} = -0.560027$$

$$C = \cos^{-1}(-0.560027) = 124.1^\circ$$

and $A = 180^\circ - (14.4^\circ + 124.1^\circ) = 41.5^\circ$. Both triangles are shown below.



□

Note 3.46 In the previous Example, notice that we used the Law of Cosines instead of the Law of Sines to find a second angle in the triangle, because there is only one angle between 0° and 180° with a given cosine. We don't have to check the results, as we would if we used the Law of Sines.

Checkpoint 3.47 Use the Law of Cosines to find all triangles ABC with $A = 48^\circ$, $a = 10$, and $b = 15$.

Answer. No solution

Navigation

Even with the aid of GPS (Global Positioning System) instruments, aircraft pilots and ship captains need to understand navigation based on trigonometry.

Example 3.48 The sailing club leaves the marina on a heading 15° east of north and sails for 18 miles. They then change course, and after traveling for 12 miles on a heading 35° east of north, they experience engine trouble and radio for help. The marina sends a speed boat to rescue them. How far should

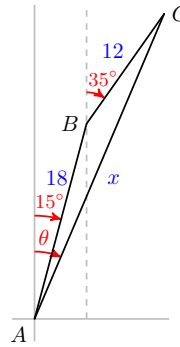
the speed boat go, and on what heading?

Solution.

We'd like to find the distance x and the angle θ shown in the figure. In $\triangle ABC$, we can calculate the angle at point B where the sailing club changed course:

$$B = 180^\circ - 35^\circ + 15^\circ = 160^\circ$$

We know $a = 12$ and $c = 18$. We use the Law of Cosines to find b and $\angle A$.



$$b^2 = a^2 + c^2 - 2ac \cos(B)$$

Substitute the known values.

$$= 12^2 + 18^2 - 2(12)18 \cos(160^\circ)$$

Evaluate.

$$= 873.95$$

Take positive square root.

$$b = 29.56$$

Next, we apply the Law of Cosines again to find $\angle A$.

$$a^2 = b^2 + c^2 - 2bc \cos(A)$$

Substitute the known values.

$$12^2 = 29.56^2 + 18^2 - 2(29.56)(18) \cos(A)$$

Solve for $\cos(A)$.

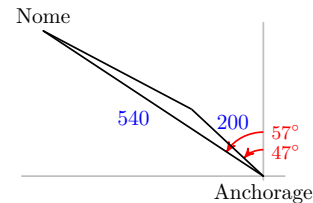
$$\cos(A) = \frac{12^2 - 29.56^2 - 18^2}{-2(29.56)(18)} = 0.9903$$

$$C = \cos^{-1}(0.9903) = 8^\circ$$

Thus, $x = 29.56$ and $\theta = 8^\circ + 15^\circ = 23^\circ$. The speed boat should travel 29.56 miles on a heading 23° east of north. \square

Checkpoint 3.49

Howard wants to fly from Anchorage to Nome, Alaska, a distance of 540 miles on a heading 57° west of north. After flying for some time, he discovers that his heading is in error, and he is actually flying 47° west of north. Howard corrects his flight plan and changes course when he is exactly 200 miles from Anchorage. What is his new heading, and how far is he from Nome?



Answer. 62.8° west of north, 344.8 miles

Which Law to Use

How can we decide which law, the Law of Sines or the Law of Cosines, is appropriate for a given problem?

- If we are solving a *right* triangle, we don't need the Laws of Sines and Cosines; all we need are the definitions of the trigonometric ratios.
- But for oblique triangles, we can identify the following cases:

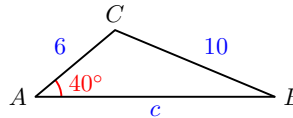
How to Solve an Oblique Triangle.

| If we know: | We can use: |
|---|---|
| 1. One side and two angles (SAA) | 1. Law of Sines, to find another side |
| 2. Two sides and the angle opposite one of them (SSA, the ambiguous case) | 2. Law of Sines, to find another angle, or Law of Cosines, to find another side |
| 3. Two sides and the included angle (SAS) | 3. Law of Cosines, to find the third side |
| 4. Three sides (SSS) | 4. Law of Cosines, to find an angle |

Note 3.50 In the ambiguous case, SSA, the Law of Sines is easier to apply, but there will be two possible angles, and we must check each angle to see if it produces a solution. Using the Law of Cosines involves solving a quadratic equation, but each positive solution of the equation yields a solution of the triangle.

Example 3.51

In the triangle at right, which law should you use to find $\angle B$? Which law should you use to find c ?



Solution. We know two sides of the triangle and the angle opposite one of them. We can use the Law of Sines to find $\angle B$.

$$\frac{\sin(B)}{6} = \frac{\sin(40^\circ)}{10}$$

$$\sin(B) = 0.3857$$

This is the ambiguous case; there are two angles between 0° and 180° with sine 0.3857, and we must check each angle to see if it produces a solution.

If instead we start by finding side c , we use the Law of Cosines.

$$10^2 = 6^2 + c^2 - 2(6)c \cos(40^\circ)$$

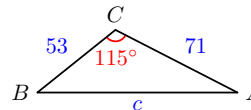
$$c^2 - (12 \cos(40^\circ))c - 64 = 0$$

$$c = \frac{12 \cos 40^\circ \pm \sqrt{(-12 \cos(40^\circ))^2 - 4(1)(-64)}}{2(1)}$$

You can check that the quadratic equation has only one positive solution for c (or notice that because $a > b$, angle B must be acute). \square

Checkpoint 3.52

In the triangle at right, which part of the triangle can you find, and which law should you use?



Answer. We first find side c using the Law of Cosines. Review the following skills you will need for this section.

Algebra Refresher 3.4

Solve each quadratic equation.

1 $2.5x^2 + 6.2 = 816.2$

4 $3x(x + 5) = 900$

2 $0.8x^2 - 124 = 376$

5 $2x^2 - 6x = 233.12$

3 $2x(2x - 3) = 208$

6 $0.5x^2 + 1.5x = 464$

Algebra Refresher Answers

1 ± 8

3 $8, -6.5$

5 $12.4, -9.4$

2 ± 25

4 $15, -20$

6 $29, -32$

Section 3.3 Summary**Vocabulary**

- Quadratic equation
- Quadratic formula
- Discrimination

Concepts

1 The Law of Sines is not helpful when we know two sides of the triangle and the included angle. In this case we need the Law of Cosines.

2

Law of Cosines.

If the angles of a triangle are $A, B,$ and $C,$ and the opposite sides are respectively $a, b,$ and $c,$ then

$$a^2 = b^2 + c^2 - 2bc \cos(A)$$

$$b^2 = a^2 + c^2 - 2ac \cos(B)$$

$$c^2 = a^2 + b^2 - 2ab \cos(C)$$

3 We can also use the Law of Cosines to find an angle when we know all three sides of a triangle.

4 We can use the Law of Cosines to solve the ambiguous case.

5

How to Solve an Oblique Triangle.

| If we know: | We can use: |
|---|---|
| 1. One side and two angles (SAA) | 1. Law of Sines, to find another side |
| 2. Two sides and the angle opposite one of them (SSA, the ambiguous case) | 2. Law of Sines, to find another angle, or Law of Cosines, to find another side |
| 3. Two sides and the included angle (SAS) | 3. Law of Cosines, to find the third side |
| 4. Three sides (SSS) | 4. Law of Cosines, to find an angle |

Study Questions

- 1 The Law of Cosines is really a generalization of what familiar theorem?
- 2 If you know all three sides of a triangle and one angle, what might be the advantage in using the Law of Cosines to find another angle, instead of the Law of Sines?
- 3 State the quadratic formula from memory. Try to sing the quadratic formula to the tune of "Pop Goes the Weasel."
- 4 Francine is solving a triangle in which $a = 20$, $b = 16$, and $A = 26^\circ$. She finds that $\sin B = 0.3507$. How does she know that $B = 20.5^\circ$, and not 159.5° ?

Skills

- 1 Use the Law of Cosines to find the side opposite an angle #7-12
- 2 Use the Law of Cosines to find an angle #13-20
- 3 Use the Law of Cosines to find a side adjacent to an angle #21-26
- 4 Decide which law to use #27-34
- 5 Solve a triangle #35-42
- 6 Solve problems using the Law of Cosines #43-56

Homework 3.3

1.
 - a Simplify $5^2 + 7^2 - 2(5)(7) \cos(\theta)$
 - b Evaluate the expression in part (a) for $\theta = 29^\circ$
 - c Evaluate the expression in part (a) for $\theta = 151^\circ$
2.
 - a Simplify $26.1^2 + 32.5^2 - 2(26.1)(32.5) \cos(\phi)$
 - b Evaluate the expression in part (a) for $\phi = 64^\circ$
 - c Evaluate the expression in part (a) for $\phi = 116^\circ$
3.
 - a Solve $b^2 = a^2 + c^2 - 2ac \cos(\beta)$ for $\cos(\beta)$
 - b For the equation in part (a), find $\cos \beta$ if $a = 5$, $b = 11$, and $c = 8$.
4.
 - a Solve $a^2 = b^2 + c^2 - 2bc \cos(\alpha)$ for $\cos(\alpha)$
 - b For the equation in part (a), find $\cos \alpha$ if $a = 4.6$, $b = 7.2$, and $c = 9.4$.
5.
 - a The equation $9^2 = b^2 + 4^2 - 2b(4) \cos(\alpha)$ is quadratic in b . Write the equation in standard form.
 - b Solve the equation in part (a) for b if $\alpha = 48^\circ$.

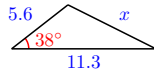
6.

a The equation $5^2 = 6^2 + c^2 - 2(6)c \cos(\beta)$ is quadratic in c . Write the equation in standard form.

b Solve the equation in part (a) for c if $\beta = 126^\circ$.

Exercise Group. For Problems 7–12, use the Law of Cosines to find the indicated side. Round to two decimal places.

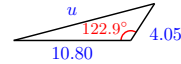
7.



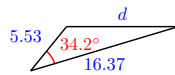
8.



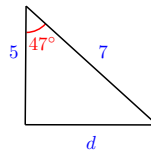
9.



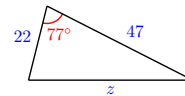
10.



11.

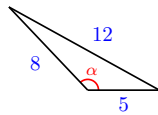


12.

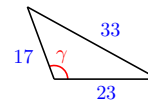


Exercise Group. For Problems 13–16, use the Law of Cosines to find the indicated angle. Round to two decimal places.

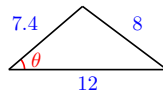
13.



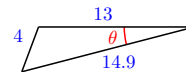
14.



15.



16.



Exercise Group. For Problems 17–20, find the angles of the triangle. Round answers to two decimal places.

17. $a = 23$, $b = 14$, $c = 18$

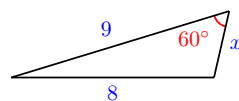
18. $a = 18$, $b = 25$, $c = 19$

19. $a = 16.3$, $b = 28.1$, $c = 19.4$

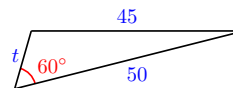
20. $a = 82.3$, $b = 22.5$, $c = 66.8$

Exercise Group. For Problems 21–26, use the Law of Cosines to find the unknown side. Round your answers to two decimal places.

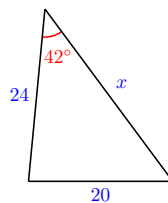
21.



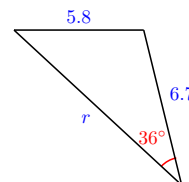
22.



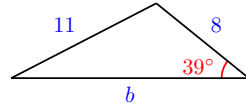
23.



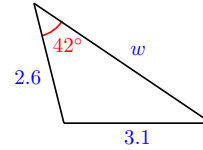
24.



25.

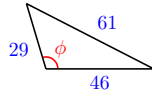


26.

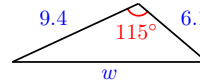


Exercise Group. For Problems 27–34, which law should you use to find the labeled unknown value, the Law of Sines or the Law of Cosines? Write an equation you can solve to find the unknown value. For Problems 31–34, you may need two steps to find the unknown value.

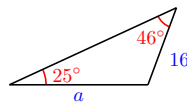
27.



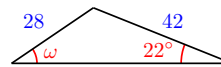
28.



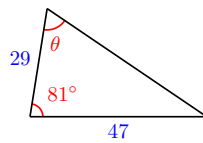
29.



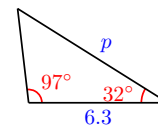
30.



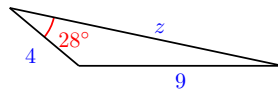
31.



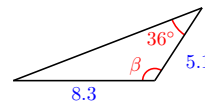
32.



33.



34.



Exercise Group. For Problems 35–42,

a Sketch and label the triangle.

b Solve the triangle. Round answers to two decimal places.

35. $B = 47^\circ$, $a = 23$, $c = 17$

36. $C = 32^\circ$, $a = 14$, $b = 18$

37. $a = 8$, $b = 7$, $c = 9$

38. $a = 23$, $b = 34$, $c = 45$

39. $b = 72$, $c = 98$, $B = 38^\circ$

40. $a = 28$, $c = 41$, $A = 27^\circ$

41. $c = 5.7$, $A = 59^\circ$, $B = 82^\circ$

42. $b = 82$, $A = 11^\circ$, $C = 42^\circ$

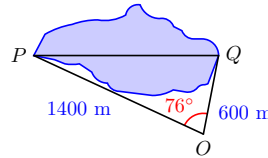
Exercise Group. For Problems 43–52,

a Sketch and label a triangle to illustrate the problem.

b Solve the problem. Round answers to one decimal place.

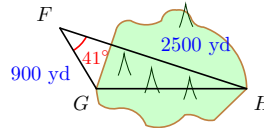
43.

A surveyor would like to know the distance PQ across a small lake, as shown in the figure. She stands at point O and measures the angle between the lines of sight to points P and Q at 76° . She also finds $OP = 1400$ meters and $OQ = 600$ meters. Calculate the distance PQ .



44.

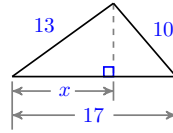
Highway engineers plan to drill a tunnel through Boney Mountain from G to H , as shown in the figure. The angle at point F is 41° , and the distances to G and H are 900 yards and 2500 yards, respectively. How long will the tunnel be?



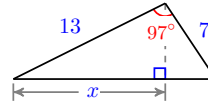
45. Two pilots leave an airport at the same time. One pilot flies 3° east of north at a speed of 320 miles per hour, the other flies 157° east of north at a speed of 406 miles per hour. How far apart are the two pilots after 3 hours? What is the heading from the first plane to the second plane at that time?
46. Two boats leave port at the same time. One boat sails due west at a speed of 17 miles per hour, the other powers 42° east of north at a speed of 23 miles per hour. How far apart are the two boats after 2 hours? What is the heading from the first boat to the second boat at that time?
47. Caroline wants to fly directly south from Indianapolis to Cancun, Mexico, a distance of 1290 miles. However, to avoid bad weather, she flies for 400 miles on a heading 18° east of south. What is the heading to Cancun from that location, and how far is it?
48. Alex sails 8 miles from Key West, Florida on a heading 40° east of south. He then changes course and sails for 10 miles due east. What is the heading back to Key West from that point, and how far is it?
49. The phone company wants to erect a cell tower on a steep hill inclined 26° to the horizontal. The installation crew plans to run a guy wire from a point on the ground 20 feet uphill from the base of the tower and attach it to the tower at a height of 100 feet. How long should the guy wire be?
50. Sandstone Peak rises 3500 feet above the desert. The Park Service plans to run an aerial tramway up the north face, which is inclined at an angle of 68° to the horizontal. The base station will be located 500 feet from the foot of Sandstone Peak. Ignoring any slack in the cable, how long should it be?
51. The sides of a triangle are 27 cm, 15 cm, and 20 cm. Find the area of the triangle. (Hint: Find one of the angles first.)
52. The sides of a parallelogram are 10 inches and 8 inches, and form an angle of 130° . Find the lengths of the diagonals of the parallelogram.

Exercise Group. For Problems 53–56, find x , the distance from one vertex to the foot of the altitude.

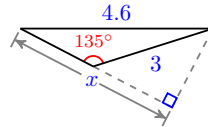
53.



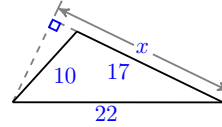
54.



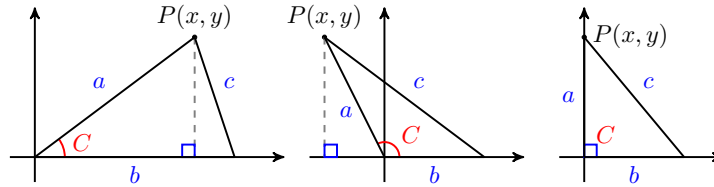
55.



56.



Exercise Group. Problems 57 and 58 prove the Law of Cosines.



57.

a Copy the three figures above showing the three possibilities for an angle C in a triangle: C is acute, obtuse, or a right angle. For each figure, explain why it is true that $c^2 = (b - x)^2 + y^2$, then rewrite the right side to get $c^2 = (x^2 + y^2) + b^2 - 2bx$.

b For each figure, explain why it is true that $x^2 + y^2 = a^2$.

c For all three figures, a is the distance from the origin to the point (x, y) . Use the definition of cosine to write $\cos(C)$ in terms of a and x , then solve your equation for x .

d Start with the last equation from (a), and substitute expressions from (b) and (c) to conclude one case of the Law of Cosines.

58. Demonstrate the other two cases of the Law of Cosines:

- $a^2 = b^2 + c^2 - 2bc \cos(A)$
- $b^2 = a^2 + c^2 - 2ac \cos(B)$

(Hint: See Problem 57 and switch the roles of a and c , etc.)

59. Use the Law of Cosines to prove the projection laws:

$$\begin{aligned} a &= b \cos(C) + c \cos(B) \\ b &= c \cos(A) + a \cos(C) \\ c &= a \cos(B) + b \cos(A) \end{aligned}$$

Illustrate with a sketch. (Hint: Add together two of the versions of the Law of Cosines.)

60. If $\triangle ABC$ is isosceles with $a = b$, show that $c^2 = 2a^2(1 - \cos(C))$.

61. Use the Law of Cosines to prove:

$$1 + \cos(A) = \frac{(a + b + c)(-a + b + c)}{2bc}$$

$$1 - \cos(A) = \frac{(a - b + c)(-a + b + C)}{2bc}$$

62. Prove that

$$\frac{\cos(A)}{a} + \frac{\cos(B)}{b} + \frac{\cos(C)}{c} = \frac{a^2 + b^2 + c^2}{2abc}$$

3.4 Chapter 3 Summary and Review

Key Concepts

- 1 We put an angle θ in *standard position* by placing its vertex at the origin and the *initial side* on the positive x -axis.

Coordinate Definitions of the Trigonometric Ratios.

2

- $\cos(\theta) = \frac{x}{r}$
- $\sin(\theta) = \frac{y}{r}$
- $\tan(\theta) = \frac{y}{x}$

Trigonometric Ratios for Supplementary Angles.

3

- $\cos(180^\circ - \theta) = -\cos(\theta)$
- $\sin(180^\circ - \theta) = \sin(\theta)$
- $\tan(180^\circ - \theta) = -\tan(\theta)$

- 4 There are always two (supplementary) angles between 0° and 180° that have the same sine. Your calculator will only tell you one of them.

5

Area of a Triangle.

If a triangle has sides of length a and b , and the angle between those two sides is θ , then the area of the triangle is given by

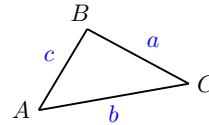
$$A = \frac{1}{2}ab \sin(\theta)$$

6

Law of Sines.

If the angles of a triangle are A, B , and C , and the opposite sides are respectively a, b , and c , then

$$\frac{\sin(A)}{a} = \frac{\sin(B)}{b} = \frac{\sin(C)}{c}$$



or equivalently,

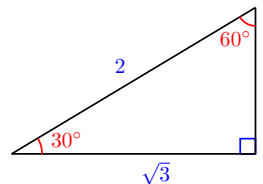
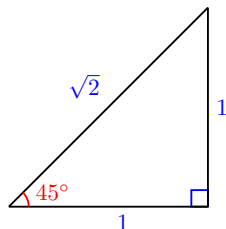
$$\frac{a}{\sin(A)} = \frac{b}{\sin(B)} = \frac{c}{\sin(C)}$$

- 7 We can use the Law of Sines to find an unknown side in an oblique triangle. We must know the angle opposite the unknown side, and another side-angle pair.
- 8 We can also use the Law of Sines to find an unknown angle of a triangle. We must know two sides of the triangle and the angle opposite one of them.
- 9 Remember that there are two angles with a given sine. When using the Law of Sines, we must check whether both angles result in possible triangles.
- 10 We use minutes and seconds to measure very small angles.

Fractions of a Degree.

- One minute: $1' = \frac{1^\circ}{60}$
- One second: $1'' = \frac{1'}{60} = \frac{1^\circ}{3600}$

- 11 You can remember the trig values for the special angles if you memorize two triangles:



- 12 For the trigonometric ratios of most angles, your calculator gives approximations, not exact values.
- 13 The Law of Sines is not helpful when we know two sides of the triangle and the included angle. In this case we need the Law of Cosines.
- 14

Law of Cosines.

If the angles of a triangle are $A, B,$ and $C,$ and the opposite sides are respectively $a, b,$ and $c,$ then

$$a^2 = b^2 + c^2 - 2bc \cos(A)$$

$$b^2 = a^2 + c^2 - 2ac \cos(B)$$

$$c^2 = a^2 + b^2 - 2ab \cos(C)$$

15 We can also use the Law of Cosines to find an angle when we know all three sides of a triangle.

16 We can use the Law of Cosines to solve the ambiguous case.

17

How to Solve an Oblique Triangle.

| If we know: | We can use: |
|---|---|
| 1. One side and two angles (SAA) | 1. Law of Sines, to find another side |
| 2. Two sides and the angle opposite one of them (SSA, the ambiguous case) | 2. Law of Sines, to find another angle, or Law of Cosines, to find another side |
| 3. Two sides and the included angle (SAS) | 3. Law of Cosines, to find the third side |
| 4. Three sides (SSS) | 4. Law of Cosines, to find an angle |

Chapter 3 Review Problems

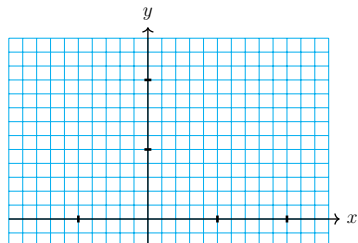
Exercise Group. Use facts about supplementary angles to answer the questions in Problems 1 and 2.

1. If $\sin(\theta) = \frac{1}{2}$, what is $\sin(180^\circ - \theta)$? What are the possible values for $\cos(\theta)$?
2. If $\sin(\theta) = \frac{3}{5}$, what is $\sin(180^\circ - \theta)$? What are the possible values for $\cos(\theta)$?
3. Two sides of a triangle are 12 and 9 units long. The angle θ between those sides is 66° .
 - a Sketch the triangle with θ in standard position.
 - b What is the area of the triangle?
 - c Draw another triangle with the same area you found in (b) and with sides 12 and 9, but with an obtuse angle between those two sides. What is the obtuse angle?
4. A triangle has base 5 units and altitude 6 units, and another side of length 8 units.
 - a Sketch the triangle so that the acute angle θ between the sides of length 5 and 8 is in standard position.
 - b What is the area of the triangle?
 - c What is θ ?
 - d Draw another triangle with the same area you found in (b) and with sides 5 and 8, but with an obtuse angle between those two sides. What is the obtuse angle?

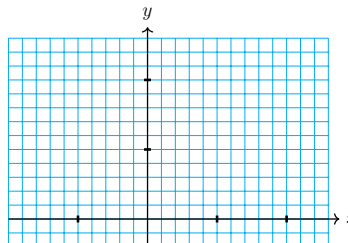
Exercise Group. For Problems 5–12,

- a Sketch an angle in standard position with the given properties.
- b Find $\cos(\theta)$, $\sin(\theta)$, and $\tan(\theta)$.
- c Find the angle θ , rounded to tenths of a degree.

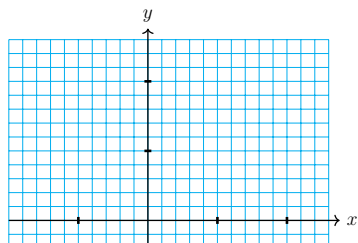
5. The point $(-2, 3)$ is on the terminal side.



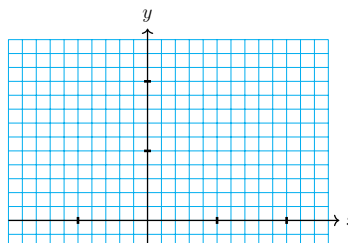
6. The point $(-1, 6)$ is on the terminal side.



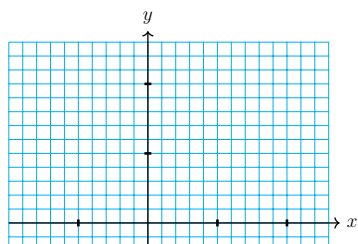
7. The point on the terminal side 20 units from the origin has x -coordinate -16 .



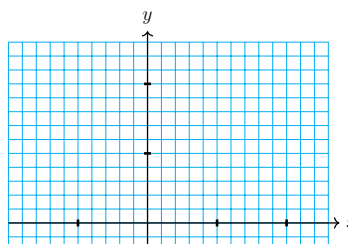
8. The point on the terminal side 25 units from the origin has x -coordinate -7 .



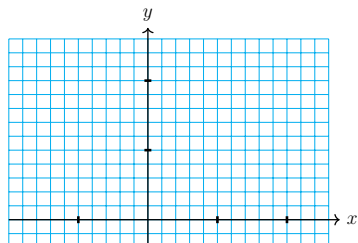
9. θ is obtuse, and the point on the terminal side 6 units from the origin has y -coordinate 5.



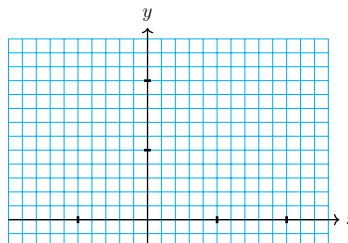
10. θ is obtuse, and the point on the terminal side 4 units from the origin has y -coordinate 1.



11. θ is obtuse, and $\sin \theta = 0.96$.



12. θ is obtuse, and $\sin \theta = 0.8$.



Exercise Group. For Problems 13–16, solve the equation. Round to the nearest 0.1° .

13. $2.5 \sin(\theta) = 0.43$

14. $5 \sin(\theta) = 1.25$

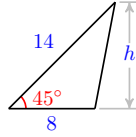
15. $\frac{3}{\sin(\theta)} = 8$

16. $0.6 = \frac{\sin(\theta)}{1.5} = 8$

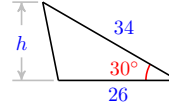
Exercise Group. For Problems 17–18,

- a Find exact values for the base and height of the triangle.
- b Compute an exact value for the area of the triangle.

17.

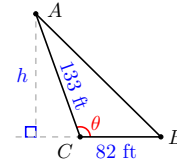


18.



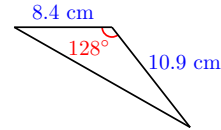
19.

Find the area of the triangular plot of land shown at right if $\theta = 109.9^\circ$.



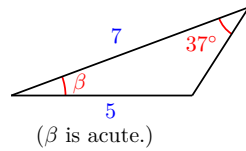
20.

What is the area of the triangular piece of tile shown at right?

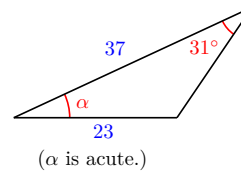


Exercise Group. For Problems 21–22, use the Law of Sines to find the indicated angle. Round to two decimal places.

21.

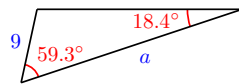


22.

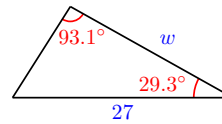


Exercise Group. For Problems 23–26, use the Law of Sines to find the indicated side. Round to two decimal places.

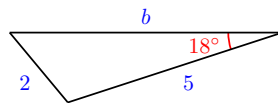
23.



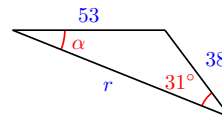
24.



25.

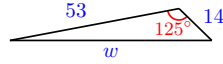


26.

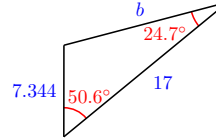


Exercise Group. For Problems 27–30, use the Law of Cosines to find the indicated side. Round to two decimal places.

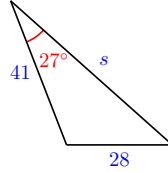
27.



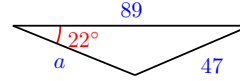
28.



29.



30.

**Exercise Group.** For Problems 31–40,

a Sketch the triangle described.

b Find the missing angle or length. Round answers to two decimal places.

- | | |
|---|--|
| 31. $A = 111^\circ$, $b = 9$, $c = 4$, $a = ?$ | 32. $B = 32^\circ$, $a = 7$, $c = 5$, $b = ?$ |
| 33. $C = 87^\circ$, $a = 26$, $b = 42$, $A = ?$ | 34. $C = 11^\circ$, $a = 49$, $b = 56$, $B = ?$ |
| 35. $a = 16$, $B = 88^\circ$, $C = 13^\circ$, $b = ?$ | 36. $b = 71$, $A = 19^\circ$, $C = 110^\circ$, $a = ?$ |
| 37. $a = 5.8$, $b = 4.6$, $c = 5.2$, $C = ?$ | 38. $a = 17.7$, $b = 18.4$, $c = 28.1$, $A = ?$ |
| 39. $a = 52$, $b = 36$, $B = 19^\circ$, $c = ?$ | 40. $a = 83$, $c = 133$, $A = 31^\circ$, $b = ?$ |

Exercise Group. For Problems 41–46,

a Sketch and label a triangle to illustrate the problem.

b Use the Law of Sines and/or the Law of Cosines to answer the questions.

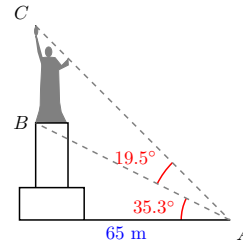
41. A radio tower is 40 miles from an airport, in the direction of 23° east of north. Maria flies due north from the airport, and after 12 minutes, she sees the radio tower in the direction 37° east of north. How far has she traveled, and what is her average ground speed?
42. As Odysseus begins a sailing journey, an island 2 kilometers distant is in the direction 12° west of north. After he sails due east for a time, the island is 75° west of north. How far has Odysseus sailed?
43. Delbert and Francine are standing 100 meters apart on one side of a stream. A tree lies on the opposite shore. The angle Delbert sees from Francine to the tree is 37° , and the angle Francine sees from Delbert to the tree is 46° . How far is Delbert from tree?
44. Evel and Carla are estimating the distance across a canyon. They stand 75 meters apart and each site a larger boulder on the opposite side. Evel measures an angle of 82° from Carla to the boulder, and Carla measures an angle of 74° from Evel to the boulder. How far is Evel from the boulder?
45. A blimp is flying in a straight line towards a football stadium. Giselle and Hakim have homes 520 meters apart, both directly below the blimp's path. At a moment when the blimp is between them, Giselle measures an angle of elevation to the blimp to be 38° , and Hakim

measures the angle of elevation to be 42° .

- a How far is the blimp from Giselle?
 - b How high is the blimp above the ground?
46. A model plane flying in a straight line passes directly over both first Adi's and then Bettina's head. Adi sees an angle of elevation of 17° to the plane and Bettina sees an angle of elevation of 58° . Adi and Bettina are 150 meters apart, and Bettina is between Adi and the plane.
- a How far is the model plane from Bettina?
 - b How high above the ground is the plane?

47.

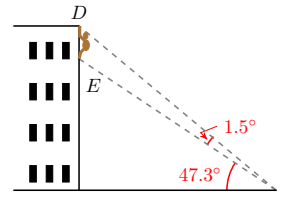
You are viewing the Statue of Liberty from sea level at a horizontal distance of 65 meters from the point below the torch. Standing on its pedestal above sea level, the statue subtends an angle of 19.5° , and the angle of elevation to the foot of the statue is 32.3° . See the figure at right.



- a Find the distance AB .
- b What is the angle at C ?
- c According to your measurements, how tall is the statue?

48.

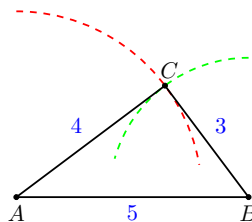
King Kong is hanging from the top of a building. From a safe distance Sherman measures that Kong subtends an angle of 1.5° , and the angle of elevation to Kong's foot is 47.3° . See the figure at right. We know that Kong is 60 feet tall.



- a What is the angle to the top of the building (or Kong's highest point)?
- b What is the angle DEF at Kong's foot?
- c How long is DF , the distance from the top of the building to Sherman at F ?
- d How tall is the building?

Exercise Group. Here is a surveyor's technique for making a right angle.

- 1 Place two stakes at points A and B , 5 units apart.
- 2 Draw an arc of radius 4 centered at A , and an arc of radius 3 centered at B .
- 3 Place a third stake at C , the intersection of the two arcs.
- 4 Because $3^2 + 4^2 = 5^2$, the angle at C is a right angle.



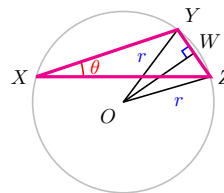
Of course, the accuracy of the right angle constructed in this way depends on the accuracy of the measurements of length. Problems 49 and 50 refer to the surveyor's technique.

49. Suppose that you use the surveyor's technique to create a right angle, but all three of your distance measurements are in error. The actual sides of your triangle are $a = 2.9$, $b = 3.9$, $c = 5.1$. How far off from 90° is the angle at C ?
50. Suppose that you use the surveyor's technique to create a right angle, but the true distance measurements are $a = 3.1$, $b = 4.1$, $c = 5.1$. How far off from 90° is the angle at C ?
51. Triangle ABC has sides $a = 5$, $b = 8$, $c = 9$. How far from B is the foot of the altitude from point A ?
52. Triangle ABC has sides $a = 53$, $b = 27$, $c = 71$. How far from C is the foot of the altitude from point A ?
53. The hour hand of Big Ben is 9 feet long, and the minute hand is 14 feet long. How far apart are the tips of the two hands at 5:00 o'clock?
54. The largest clock in the world sits atop the Abraj Al Bait Towers in Mecca, Saudi Arabia. The clock face is 46 meters in diameter, the minute hand is 22 meters long, and the hour hand is 17 meters long. How far apart are the tips of the two hands at 8:00 o'clock?
55. How far away is a star with a parallax of $5.2''$ when observed from opposite ends of earth's orbit?
56. How far away is a star with a parallax of $23''$ when observed from opposite ends of earth's orbit?

Exercise Group. Problems 57–58 provide a geometric interpretation of the Law of Sines. Recall the fact from geometry that the measure of an angle inscribed in a circle is half the intercepted arc.

57.

In the figure, the circle centered at O circumscribes $\triangle XYZ$. Suppose that $\theta = \angle X$ is an acute angle, and the side opposite θ , \overline{YZ} , has length s . Notice that $\triangle OYZ$ is isosceles, because two of its sides are radii of the circle.



- a If W is the midpoint of \overline{YZ} , explain why $\angle WOY = \theta$.
- b Write $\sin(\theta)$ in terms of s and the radius r . (Hint: Use the right triangle WOY and the fact that $WY = \frac{1}{2}s$.)
- c Use your equation from (b) to write r in terms of $\sin(\theta)$ and s .

- d Use your equation from (c) to write the diameter d in terms of $\sin(\theta)$ and s .
58. Let $\triangle ABC$ have lengths a , b , and c opposite the angles A , B , and C as usual. Use the result of Problem 57, the Law of Sines, and the fact that every triangle has an acute angle to show that the quantities $\frac{a}{\sin(A)}$, $\frac{b}{\sin(B)}$, and $\frac{c}{\sin(C)}$ all represent the diameter of the circumscribing circle.

3.5 Chapter 3 Activity

Activity 3.5 Understanding the Law of Sines.

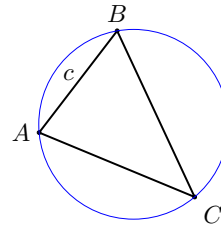
- Materials: You will need paper and pencil, a ruler, compass, and protractor, or a dynamic geometry program such as Geogebra.

A The vertices of a triangle determine a unique circumscribing circle.

- 1 Draw a large acute triangle and label the vertices A , B , and C .
- 2 Draw the perpendicular bisector of side \overline{AC} . You can use a compass, or use your ruler and protractor as follows:
 - a Find the midpoint, M , of side AC .
 - b Draw a line that passes through M and is perpendicular to side \overline{AC} .
- 3 Draw the perpendicular bisector of side \overline{BC} . Label the point where the two perpendicular bisectors meet with the letter O .
- 4 From geometry, we know that every point on the perpendicular bisector of a segment \overline{PQ} is equidistant between P and Q . Use this fact to explain why the point O is the same distance from each vertex of your triangle.

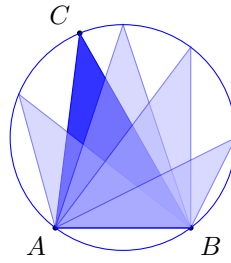
5

Using the point at O as the center, draw the circle that passes through all three vertices of your triangle. The circle is called the **circumscribing circle** of the triangle.



B We can move a vertex around the circle without changing the measure of its angle.

- 1 Measure angle C in your triangle. We say that this angle **subtends** the arc joining A and B on the circle.
- 2 Choose any other point on the circle that is *not* on the arc \widehat{AB} . Call this point D . Draw the line segments \overline{AD} and \overline{BD} to create a second triangle. Measure the angle at D ; it should be the same as the angle C .
- 3 In fact, all angles with vertex on the circle that subtend the same arc have the same measure. Verify this fact by creating two more angles that subtend the arc \widehat{AB} .

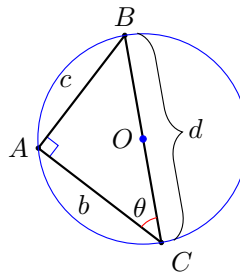


C What is the length of the diameter of the circumscribing circle?

- 1 At this point, if your drawing is too cluttered, you may need to make a fresh copy of the circumscribing circle. On this circle draw just the side \overline{AB} from your original triangle.
- 2 Draw the diameter that passes through B (remember that O is the center of the circle), and label the other end of the diameter with the letter C' .
- 3 Draw triangle $\triangle ABC'$, and measure the angle at C' . It should be the same as angle C in your original triangle. (Why?) Let's call this angle θ .
- 4 Now measure angle $\angle BAC'$. It should be 90 degrees, This is another fact from geometry: Any angle that intercepts the diameter of a circle is a right angle. Put a right angle symbol at angle $\angle BAC'$.
- 5 Label the length of the sides of your triangle as follows:
 - Side $\overline{BC'}$ has length d (for diameter)
 - Side $\overline{AC'}$ has length b
 - Side \overline{AB} has length c

(Notice that c is the side opposite the angle θ). Using the letters d , b , and c as needed, finish the equation

$$\sin \theta =$$



- 6 Start from the last equation, and solve for d in terms of $\sin C$ and c .

D Equating expressions for the diameter: The Law of Sines

- 1 You have now written an expression for the diameter of the circumscribing circle in terms of angle C and its opposite side. If you start the derivation with angle B and the arc \widehat{AC} , you will get another expression for the diameter. Write that expression here.
- 2 Now write an expression for the diameter that results from starting with angle A and arc \widehat{BC} .

- 3 Write an equation that reflects the fact that the diameter of the circle has the same length in all three expressions.

This is the Law of Sines! All three expressions represent the diameter of the circumscribing circle, so they are equal to each other.

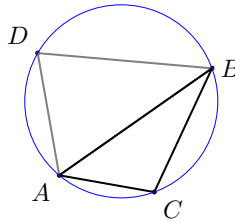
E Verification for right and obtuse triangles

If ABC is not an acute triangle, then one of the angles must either be a right angle or an obtuse angle.

- In a right triangle, call the right angle A . Now you are already at step (4) of part C, so the derivation continues as before.

To see the derivation for an obtuse triangle, follow the steps:

- 1 Draw a circle and a triangle with vertices A , B , and C on the circle so that there is an obtuse angle at point C .
- 2 Measure the angle at C . and note that the larger arc \widehat{AB} subtended by θ is more than half of the circle.
- 3 Choose a point D on the larger arc \widehat{AB} . In triangle $\triangle ABD$, the angle at D subtends the shorter arc connecting A and B . Measure the angle at D . You should find that the angles at C and D are supplementary.
- 4 Here is another fact from geometry: The measure of an inscribed angle in a circle is half the measure of the arc it subtends. Use this fact to explain why the angles at C and D are supplementary.
- 5 What can you say about the sines of angles C and D ? Because it is an acute triangle, we can use our original derivation on $\triangle ABD$, and substitute C for D in the result.



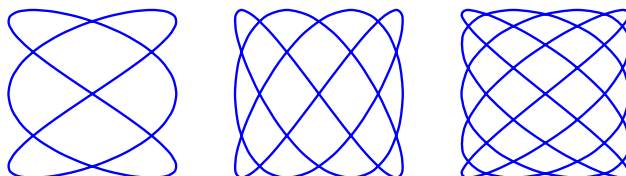
Chapter 4

Trigonometric Functions

- [Angles and Rotation](#)
- [Graphs of Sine and Cosine](#)
- [Periodic Functions](#)



A **Lissajous figure** is a pattern produced by the intersection of two sinusoidal curves at right angles to each other. They are the curves you often see on oscilloscope screens depicting compound vibration.




They were first studied by the American mathematician Nathaniel Bowditch in 1815, and later by the French mathematician Jules-Antoine Lissajous, and today have applications in physics and astronomy, medicine, music, and many other fields.

In 1855 Lissajous invented a pair of tuning forks designed to visualize sound vibrations. Each tuning fork had a small mirror mounted at the end of one prong, and a light beam reflected from one mirror to the other was projected onto a screen, producing a Lissajous figure. Stable patterns appear only when the two forks vibrate at frequencies in simple ratios, such as 2:1 or 3:2, which correspond to the musical intervals of the octave and perfect fifth. So, by observing the Lissajous figures, people were able to make tuning adjustments more accurately than they could do by ear.

In 1942 the Dadaist artist Max Ernst punched a small hole in a can of paint, attached it to a coupled pendulum, and set it swinging to create Lissajous figures. He then used the designs in some of his paintings.




In 2001, NASA launched the Wilkinson Microwave Anisotropy Probe (WMAP) to make fundamental measurements of our universe as a whole. The probe was positioned near a gravitational balance point between Earth and the Sun and moved in a controlled Lissajous pattern around the point. This orbit isolated the spacecraft from radio emissions from Earth.



The goal of WMAP was to map the relative cosmic microwave background (CMB) temperature over the full sky. CMB radiation is the radiant heat left over from the Big Bang. Tiny fluctuations in the CMB are the result of fluctuations in the density of matter in the early universe, so they carry information about the initial conditions for the formation of cosmic structures such as galaxies, clusters, and voids.

Here is the first fine-resolution map of the microwave sky, produced from the WMAP data. This picture of the infant universe shows the temperature fluctuations corresponding to the seeds of galaxies.



From the WMAP data, scientists were able to:

- estimate the age of the universe at 13.77 billion years old.
- calculate the curvature of space to within 0.4% of "flat" Euclidean.
- determine that ordinary atoms (also called baryons) make up only 4.6% of the universe.
- find that dark matter (matter not made of atoms) is 24.0% of the universe.

4.1 Angles and Rotation

Introduction

So far we have studied angles as parts of triangles, but we can also use angles to describe rotation. For example, think of the minute hand on a clock. Every hour, the minute hand moves through one complete rotation, or 360° . In two hours, the minute hand rotates through 720° .

Example 4.1 Through how many degrees does the minute hand rotate in an hour and a half? In forty minutes?

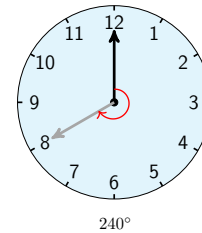
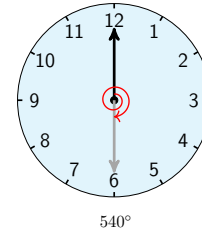
Solution.

Look at the figure at right. An hour and a half represents 1.5 complete rotations, or

$$1.5(360^\circ) = 540^\circ$$

Forty minutes is two-thirds of an hour, so the minute hand rotates through

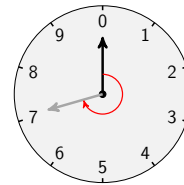
$$\frac{2}{3}(360^\circ) = 240^\circ$$



□

Checkpoint 4.2

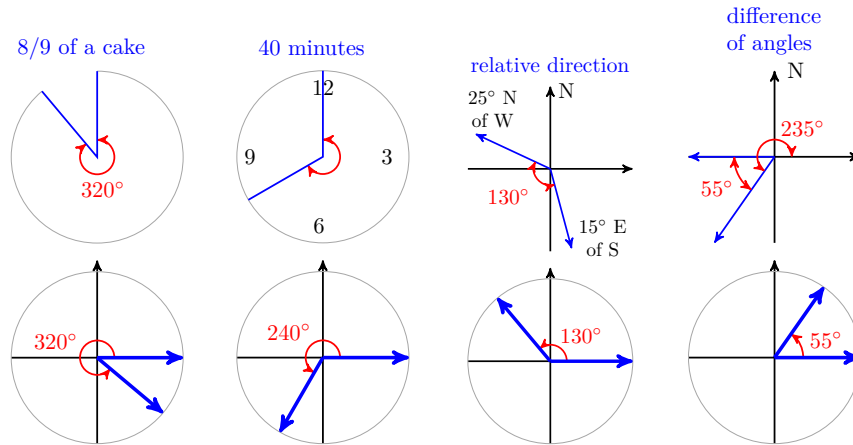
The volume control on an amplifier is a dial with ten settings, as shown at right. Through how many degrees would you rotate the dial to increase the volume level from 0 to 7?



Answer. 252°

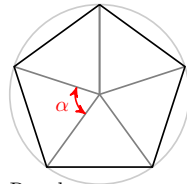
Angles in Standard Position

The degree measure of an angle depends only on the fraction of a whole rotation between its sides, and not on the location or position of the angle. To compare and analyze angles, we place them in **standard position**, so that the vertex of the angle is located at the origin and its initial side lies on the positive x -axis. If the terminal side rotates counter-clockwise, the degree measure of the angle is positive; it is negative if the terminal side rotates clockwise. The figure below shows four angles and how each appears in standard position.



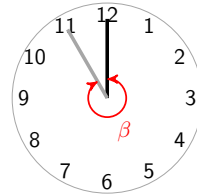
One-half a complete revolution is 180° , and three-quarters of one revolution is 270° . Thus, for angles between 180° and 270° in standard position, the terminal side lies in the third quadrant, and for angles between 270° and 360° , the terminal side lies in the fourth quadrant.

Example 4.3 Find the degree measure of the angles θ and α shown below, and sketch each angle in standard position.



Regular pentagon inscribed in circle

a.

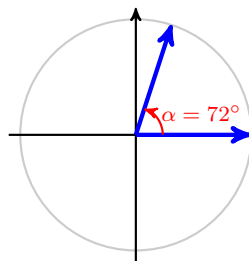


b.

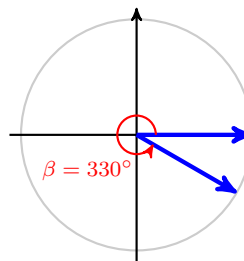
Solution. a. The angle α is one-fifth of a complete revolution, or

$$\frac{1}{5}(360^\circ) = 72^\circ$$

In standard position, it is a first-quadrant angle, as shown in figure (a) below.



a.



b.

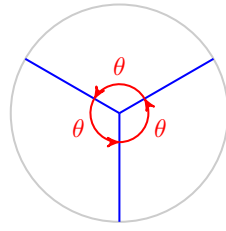
b. The angle β is $\frac{11}{12}$ of a complete revolution, or

$$\frac{11}{12}(360^\circ) = 330^\circ$$

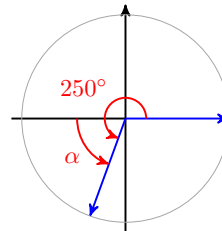
In standard position, it is a fourth-quadrant angle. (See Figure (b).)

□

Checkpoint 4.4 Find the degree measure of each angle below, and sketch the angle in standard position.

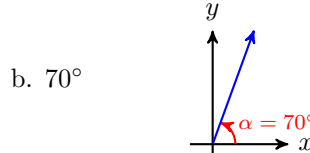
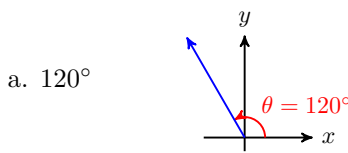


a.



b.

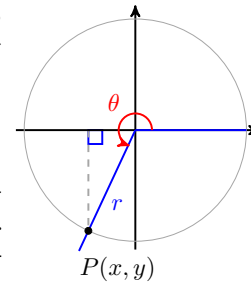
Answer.



Trigonometric Ratios for All Angles

In Chapter 3 we defined the sine, cosine, and tangent for obtuse angles by placing the angle in a Cartesian coordinate system. We can do the same for angles that represent rotations.

- First, we place the angle θ in standard position, with its vertex at the origin. We picture the terminal side sweeping counter-clockwise around a circle to form the angle.
- Next, we choose a point P with coordinates (x, y) on the terminal side, as shown at right. The distance from the origin to P is then $r = \sqrt{x^2 + y^2}$. The trigonometric ratios of θ are defined as follows.



The Trigonometric Ratios.

If θ is an angle in standard position, and (x, y) is a point on its terminal side, with $r = \sqrt{x^2 + y^2}$, then

$$\sin(\theta) = \frac{y}{r} \qquad \cos(\theta) = \frac{x}{r} \qquad \tan(\theta) = \frac{y}{x}$$

We can choose any point on the terminal side of the angle, and the trig ratios defined by its coordinates will be the same. (Can you explain why? Think about similar triangles.) And, as we noted when we first defined the trig ratios, they are functions of the input angle, so there is only one sine, cosine, or tangent for a given angle.

Note 4.5 The notation $\sin(\theta)$ is read "sine of theta," just as we say "f of x" for $f(x)$. The parentheses do not mean multiplication, but rather tell us to apply the function.

Because it is the distance from the origin to P , r is always positive. However, x and y can be positive or negative (or zero), depending on the angle θ . For example, in the second quadrant, x is negative but y is positive, so the cosine

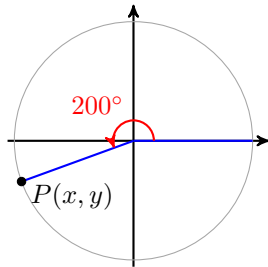
and the tangent of angles between 90° and 180° are negative, but their sines are positive.

Example 4.6 Give the sign of each of the three trigonometric ratios of the angles.

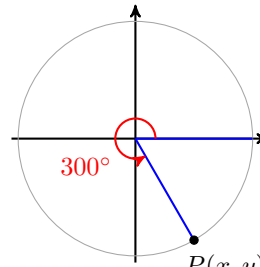
a 200°

b 300°

Solution. a. In standard position, the terminal side of an angle of 200° lies in the third quadrant. (See figure (a) below.) In the third quadrant, $x < 0$ and $y < 0$, but $r > 0$. Thus, $\sin(200^\circ)$ is negative, $\cos(200^\circ)$ is negative, and $\tan(200^\circ)$ is positive.



a.

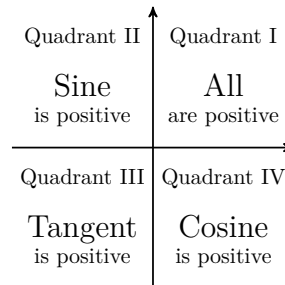


b.

b. The terminal side of 300° lies in the fourth quadrant, so $x > 0$ and $y < 0$, and $r > 0$. Thus, $\sin(300^\circ)$ is negative, $\cos(300^\circ)$ is positive, and $\tan(300^\circ)$ is negative. \square

Checkpoint 4.7 For angles in each of the four quadrants shown below, explain why the indicated trig ratios are positive. Then complete the table.

| Quadrant | Degrees | Sine | Cosine | Tangent |
|----------|----------------------------------|----------|----------|----------|
| First | $0^\circ < \theta < 90^\circ$ | positive | positive | positive |
| Second | $90^\circ < \theta < 180^\circ$ | | | |
| Third | $180^\circ < \theta < 270^\circ$ | | | |
| Fourth | $270^\circ < \theta < 360^\circ$ | | | |

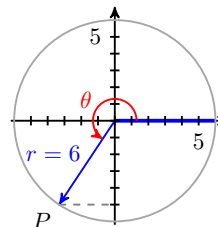


Answer.

| Quadrant | Degrees | Sine | Cosine | Tangent |
|----------|----------------------------------|----------|----------|----------|
| First | $0^\circ < \theta < 90^\circ$ | positive | positive | positive |
| Second | $90^\circ < \theta < 180^\circ$ | positive | negative | negative |
| Third | $180^\circ < \theta < 270^\circ$ | negative | negative | positive |
| Fourth | $270^\circ < \theta < 360^\circ$ | negative | positive | negative |

Example 4.8

Find the sine, cosine, and tangent of the angle shown at right.



Solution. The y -coordinate of the point P is -5 , and $r = 6$, so

$$\sin(\theta) = \frac{y}{r} = \frac{-5}{6}$$

To find the x -coordinate of P , we use the equation of a circle of radius 6, $x^2 + y^2 = 36$.

$$\begin{aligned}x^2 + (-5)^2 &= 36 \\x^2 &= 36 - 25 = 11 \\x &= \pm\sqrt{11}\end{aligned}$$

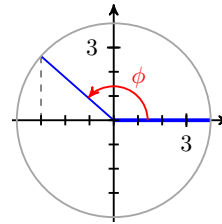
Because P is in the third quadrant, $x = -\sqrt{11}$. Thus,

$$\cos(\theta) = \frac{x}{r} = \frac{-\sqrt{11}}{6} \quad \text{and} \quad \tan(\theta) = \frac{y}{x} = \frac{-5}{-\sqrt{11}} = \frac{5}{\sqrt{11}}$$

□

Checkpoint 4.9

Find the sine, cosine, and tangent of the angle shown at right. The circle has radius 4.

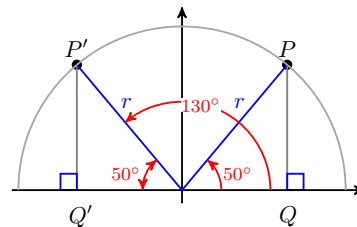


Answer. $\sin(\theta) = \frac{\sqrt{7}}{4}$, $\cos(\theta) = \frac{-3}{4}$, $\tan(\theta) = \frac{-\sqrt{7}}{3}$

Reference Angles

In Section 3.1 we learned that the trig ratios for angles in the second quadrant are the same as the trig ratios for their supplements, except for sign. For example, you can use your calculator to verify that

$$\begin{array}{ll}\sin(130^\circ) = 0.7660 & \sin(50^\circ) = 0.7660 \\ \cos(130^\circ) = -0.6428 & \cos(50^\circ) = 0.6428 \\ \tan(130^\circ) = -1.1918 & \tan(50^\circ) = 1.1918\end{array}$$



The trig ratios for 130° and 50° have the same absolute value because the two triangles formed by the angles are congruent, as shown above.

$\triangle OP'Q'$ is called a **reference triangle** for 130° , and 50° is called the **reference angle**.

The trig ratios for angles between 180° and 360° , whose terminal sides lie in the third and fourth quadrants, are also related to the trig ratios of familiar angles in the first quadrant. We "refer" the angle to a first quadrant angle with a congruent reference triangle.

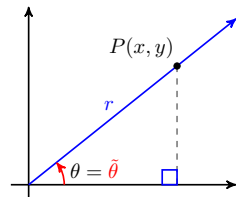
Note 4.10 Reference angles will be important when we need to solve trigonometric equations. There will always be two angles with the same trig ratio (except for quadrantal angles), and they will have the same reference angle.

We can construct reference triangles for angles in any of the four quadrants, and the trig ratios of the angle are the same as the trig ratios of its reference angle, up to sign. Here is how to construct a reference triangle for an angle :

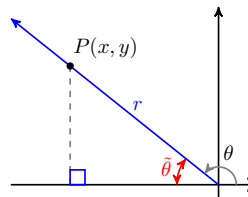
Constructing a reference triangle.

- 1 Choose a point P on the terminal side.
- 2 Draw a line from point P perpendicular to the x -axis.

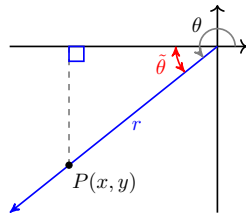
The figure below shows angles θ between 0° and 360° , and the reference angle, $\tilde{\theta}$, for each. Study the figures, and make sure you understand the formula for finding the reference angle in each quadrant.



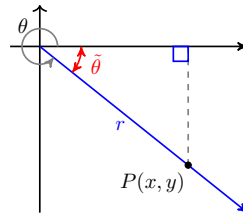
First-quadrant: $\tilde{\theta} = \theta$



Second-quadrant: $\tilde{\theta} = 180^\circ - \theta$



Third-quadrant: $\tilde{\theta} = \theta - 180^\circ$

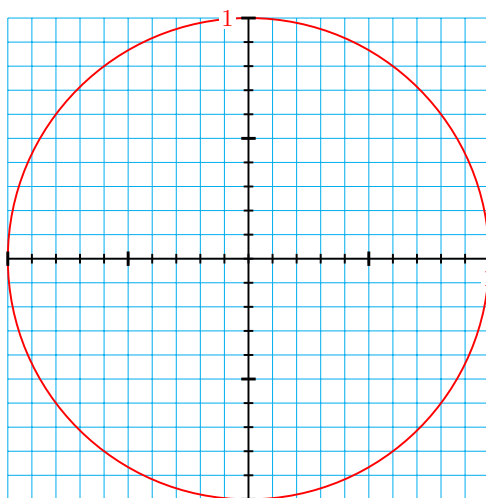


Fourth-quadrant: $\tilde{\theta} = 360^\circ - \theta$

Note 4.11 These observations may help you remember the formulas:

- The right triangle formed in this way always lies between the terminal side and the x -axis.
- The positive acute angle formed between the terminal side and the x -axis is the reference angle, and the right triangle is the reference triangle.

Activity 4.1 Reference Angles. The circle below has radius 1 and is centered at the origin.



- 1
 - a Use a protractor to draw an angle of 56° in standard position. Draw its reference triangle.
 - b Use your calculator to find the sine and cosine of 56° , rounded to two decimal places. Label the sides of the reference triangle with their lengths.
 - c What are the coordinates of the point P where your angle intersects the circle?
 - d Draw the reflection of your reference triangle across the y -axis, so that you have a congruent triangle in the second quadrant.
- 2
 - a You now have the reference triangle for a second-quadrant angle in standard position. What is that angle?
 - b Use your calculator to find the sine and cosine of your new angle. Label the coordinates of the point Q where the angle intersects the circle.
 - c Draw the reflection of your triangle from part (1d) across the x -axis, so that you have a congruent triangle in the third quadrant.
- 3
 - a You now have the reference triangle for a third-quadrant angle in standard position. What is that angle?
 - b Use your calculator to find the sine and cosine of your new angle. Label the coordinates of the point R where the angle intersects the circle.
 - c Draw the reflection of your triangle from part (2c) across the y -axis, so that you have a congruent triangle in the fourth quadrant.
- 4
 - a You now have the reference triangle for a fourth-quadrant angle in standard position. What is that angle?
 - b Use your calculator to find the sine and cosine of your new angle. Label the coordinates of the point where the angle intersects the circle.

Generalize: All four of your angles have the same reference angle, 56° . For each quadrant, write a formula for the angle whose reference angle is θ .

- Quadrant I:
- Quadrant II:

- Quadrant III:
- Quadrant IV:

Example 4.12

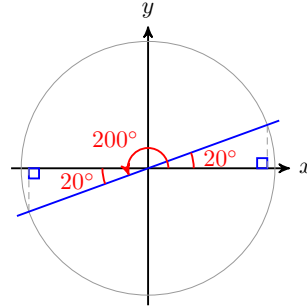
- a Find the reference angle for 200° .
- b Sketch 200° and its reference angle in standard position, along with their reference triangles. Verify that both angles have the same trigonometric ratios, up to sign.

Solution.

- a In standard position, an angle of 200° lies in the third quadrant. Its reference angle is

$$200^\circ - 180^\circ = 20^\circ$$

- b Both angles are shown at right. Note that the reference triangle for 200° is congruent to the reference triangle for 20° . You can use your calculator to verify the following values.



$$\sin(20^\circ) = 0.3420$$

$$\cos(20^\circ) = 0.9397$$

$$\tan(20^\circ) = 0.3640$$

$$\sin(200^\circ) = -0.3420$$

$$\cos(200^\circ) = -0.9397$$

$$\tan(200^\circ) = 0.3640$$

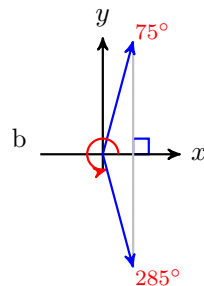
□

Checkpoint 4.13

- a Find the reference angle for 285° .
- b Sketch 285° and its reference angle in standard position, along with their reference triangles. Verify that both angles have the same trigonometric ratios, up to sign.

Answer.

- a 75°



$$\begin{aligned} \sin(285^\circ) &= -\sin(75^\circ) = -0.9659, \\ \cos(285^\circ) &= \cos(75^\circ) = 0.2588, \tan(285^\circ) = \\ &= -\tan(75^\circ) = -3.7321 \end{aligned}$$

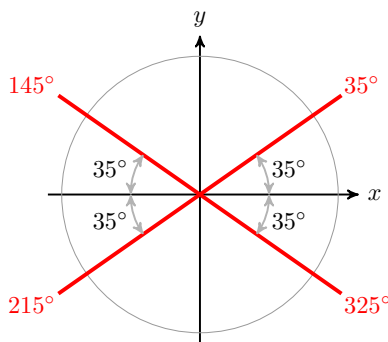
Using Reference Angles

Here is a summary of our discussion about reference angles.

Reference Angles.

The trigonometric ratios of any angle are equal to the ratios of its reference angle, except for sign. The sign of the ratio is determined by the quadrant.

Any acute angle θ is the reference angle for four angles between 0° and 360° , one in each quadrant. The figure below shows the four angles in standard position whose reference angle is 35° . Note that each angle is found by measuring 35° from the x -axis in the appropriate quadrant, and that the four angles together make a “bow-tie” shape.



From the figure, you can see that the angles in each quadrant with a given reference angle are computed as follows.

To find an angle θ with a given reference angle $\tilde{\theta}$:

| | |
|---|--|
| Quadrant I: $\theta = \tilde{\theta}$ | Quadrant II: $\theta = 180^\circ - \tilde{\theta}$ |
| Quadrant III: $\theta = 180^\circ + \tilde{\theta}$ | Quadrant IV: $\theta = 360^\circ - \tilde{\theta}$ |

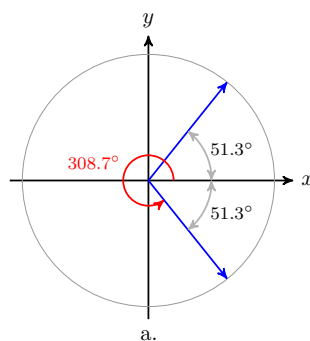
Example 4.14

- a Find two angles between 0° and 360° whose cosine is $\frac{5}{8}$. Round your answers to the nearest tenth of a degree.
- b Find two angles between 0° and 360° whose cosine is $-\frac{5}{8}$. Sketch the reference triangle for each angle.

Solution.

One of the angles we want is $\cos^{-1}\left(\frac{5}{8}\right)$. Use your calculator to find the first quadrant angle, 51.3° . The cosine is also positive in the fourth quadrant, so we look for the angle in the fourth quadrant with reference angle 51.3° . That angle is $360^\circ - 51.3^\circ = 308.7^\circ$, as shown at right.

a



Because the cosine is negative in the second and third quadrants, we would like angles θ in those quadrants whose reference angle is $\tilde{\theta} = 51.3^\circ$. In the second quadrant, we find

b

$$\begin{aligned}\theta &= 180^\circ - \tilde{\theta} \\ &= 180^\circ - 51.3^\circ = 128.7^\circ\end{aligned}$$

And in the third quadrant,

$$\begin{aligned}\theta &= 180^\circ + \tilde{\theta} \\ &= 180^\circ + 51.3^\circ = 231.3^\circ\end{aligned}$$

Both angles are shown above. You can check that the cosines of 128.7° and 231.3° are both approximately -0.625 .

□

Checkpoint 4.15

- a Find an angle in the third quadrant whose tangent is 3.66. Round your answer to the nearest tenth of a degree.
- b Use reference angles to find two angles whose tangent is -3.66 .

Answer.

a 254.7°

b $105.3^\circ, 258.3^\circ$

The Special Angles

Recall that the angles 30° , 45° and 60° are called the **special angles** because we can express the exact values of their trigonometric ratios in terms of radicals. There are special angles in all four quadrants; namely, those whose reference angles are 30° , 45° and 60° .

Example 4.16 Find exact values for the sine, cosine, and tangent of 210° .

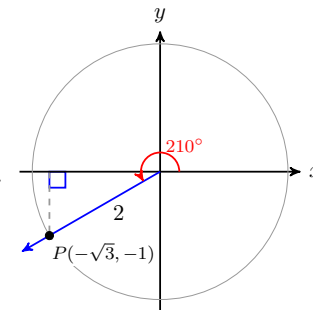
Solution. An angle of 210° lies in the third quadrant, and its reference angle is

$$\tilde{\theta} = 210^\circ - 180^\circ = 30^\circ$$

In the third quadrant, the sine and cosine are negative, so we have

$$\sin(\theta) = \frac{-1}{2}, \quad \cos(\theta) = \frac{-\sqrt{3}}{2}, \quad \tan(\theta) = \frac{1}{\sqrt{3}}$$

Alternatively, consider the reference triangle in the figure at right, where $r = 2$. Because the sides of a 30-60-90 triangle are in the ratio $1 : \sqrt{3} : 2$, the point P has coordinates $(-\sqrt{3}, -1)$. Using the definitions of the trig ratios, we can calculate the values above.



□

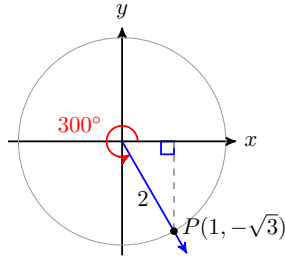
Checkpoint 4.17

a Sketch an angle of 300° in standard position, and its reference triangle. Find the reference angle for 300° .

b Find exact values for the sine, cosine, and tangent of 300° .

Answer.

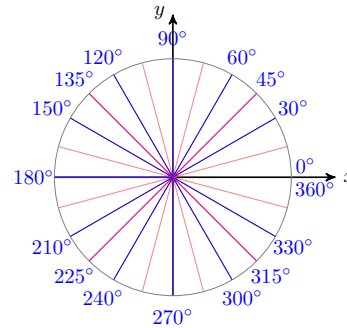
a



Reference angle: 60°

$$b \sin(300^\circ) = \frac{-\sqrt{3}}{2}, \quad \cos(300^\circ) = \frac{1}{2}, \quad \tan(300^\circ) = -\sqrt{3}$$

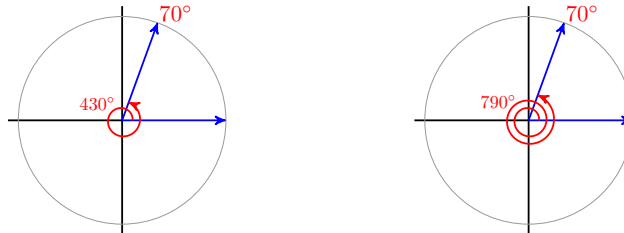
All of the special angles are shown at right. In the Homework Problems you will calculate the three trigonometric ratios for all the special angles, and it will be useful to be familiar with these values, and be able to calculate them quickly. You may want to review the two "special triangles" in Section 2.3.



Coterminal Angles

Because 360° represents one complete revolution, we can add or subtract a multiple of 360° to any angle, and the terminal side will arrive at the same position. For example, the angles 70° and 430° have the same terminal side because $430^\circ = 70^\circ + 360^\circ$. Such angles are called **coterminal**.

The angle 790° is also coterminal with 70° , because if we add two revolutions to 70° , we get $790^\circ = 70^\circ + 2(360^\circ)$, as shown below.



Because coterminal angles have the same standard position, their trigonometric ratios are equal. For example, you can verify that, to four decimal places,

$$\cos(790^\circ) = \cos(70^\circ) = 0.3420$$

Example 4.18

a Find an angle between 0° and 360° that is coterminal with 520° .

- b Use a calculator to verify that the trig ratios of 520° are the same as the ratios of the coterminal angle.

Solution.

- a We subtract multiples of 360° from 520° until the remainder is less than 360° .

$$520^\circ - 360^\circ = 160^\circ$$

Because 160° is between 0° and 360° , this is the angle we want.

- b You can use your calculator to see that

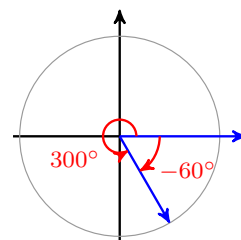
$$\sin(160^\circ) = \sin(520^\circ) = 0.3420$$

$$\cos(160^\circ) = \cos(520^\circ) = -0.9397$$

$$\tan(160^\circ) = \tan(520^\circ) = -0.3640$$

□

If the direction of rotation is important, we let positive angles represent rotation in the counter-clockwise direction, and negative angles represent rotation in the clockwise direction. For example, the angle -60° shown at right lies in the fourth quadrant. It is coterminal with $-60^\circ + 360^\circ = 300^\circ$.



Checkpoint 4.19 Find two angles coterminal with 102° , one positive and one negative.

Answer. 462° , -258°

Review the following skills you will need for this section.

Algebra Refresher 4.2

Evaluate the function.

1 $f(x) = x^2 - 2x$

a $f(-3)$

b $f(a - 3)$

c $f(a) - 5$

d $f(a) - f(5)$

2 $g(x) = \sqrt{x + 4}$

a $g(9)$

b $g(4h)$

c $g(0) + g(1)$

d $g(c^2)$

3 $F(x) = \frac{2}{x}$

a $F\left(\frac{-1}{2}\right)$

b $F\left(\frac{w}{2}\right)$

c $F(w + 2)$

d $F(w) + F(2)$

4 $G(x) = 2^x$

a $G(-3)$

b $G(a + 3)$

c $G(a) + G(3)$

d $G\left(\frac{3}{2}\right)$

Algebra Refresher Answers

1 a 15

b $a^2 - 8a + 15$

c $a^2 - 2a - 5$

d $a^2 - 2a - 15$

2 a $\sqrt{13}$

b $2\sqrt{h + 1}$

c $2 + \sqrt{5}$

d $\sqrt{c^2 + 4}$

3 a -4

b $\frac{4}{w}$

c $\frac{2}{w + 2}$

d $\frac{2}{w} + 1$

4 a $\frac{1}{8}$

b $8(2^a)$

c $2^a + 8$

d $2\sqrt{2}$

Section 4.1 Summary**Vocabulary**

- Standard position
- Reference angle
- Reference triangle
- Coterminal angle

Concepts

- 1 We can use angles to describe rotation. Positive angles indicate rotation in the counter-clockwise direction; negative angles describe clockwise rotation.

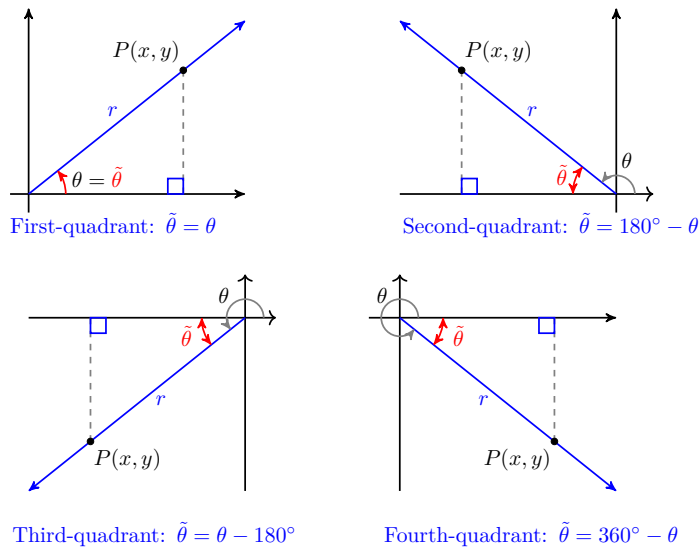
- 2 We define the trigonometric ratios of any angle by placing the angle in standard position and choosing a point on the terminal side, with $r = \sqrt{x^2 + y^2}$.

The Trigonometric Ratios.

If θ is an angle in standard position, and (x, y) is a point on its terminal side, with $r = \sqrt{x^2 + y^2}$, then

$$\sin(\theta) = \frac{y}{r} \qquad \cos(\theta) = \frac{x}{r} \qquad \tan(\theta) = \frac{y}{x}$$

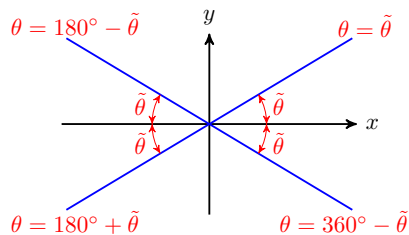
- 3 To construct a reference triangle for an angle :
- 1 Choose a point P on the terminal side.
 - 2 Draw a line from point P perpendicular to the x -axis.
- 4 The **reference angle** for θ is the positive acute angle formed between the terminal side of θ and the x -axis.



- 5 The trigonometric ratios of any angle are equal to the ratios of its reference angle, except for sign. The sign of the ratio is determined by the quadrant.

To find an angle θ with a given reference angle $\tilde{\theta}$:

| | |
|---|--|
| Quadrant I: $\theta = \tilde{\theta}$ | Quadrant II: $\theta = 180^\circ - \tilde{\theta}$ |
| Quadrant III: $\theta = 180^\circ + \tilde{\theta}$ | Quadrant IV: $\theta = 360^\circ - \tilde{\theta}$ |



7 There are always two angles between 0° and 360° (except for the quadrantal angles) with a given trigonometric ratio.

8 **Coterminal angles** have equal trigonometric ratios.

Study Questions

- 1 Explain why $\cos(\theta) \leq 1$ for any angle θ .
- 2 Is it true that $\tan(\theta) \leq 1$ for any angle θ ? Explain.
- 3 Sketch a figure showing how to compute the reference angle for angles in each of the four quadrants.
- 4 True or false: If $\beta > \alpha$, then $\sin(\beta) > \sin \alpha$.
- 5 How many angles have a cosine equal to 0.4? How many angles between 0° and 360° have a cosine equal to 0.4?

Skills

- 1 Use angles to represent rotations #1-6
- 2 Sketch angles in standard position #7-12
- 3 Find coterminal angles #13-24
- 4 Find and use reference angles #25-44, 55-64
- 5 Find trigonometric ratios for the special angles #45-54

Homework 4.1

1. How many degrees are in each angle?

| | |
|----------------------------------|---------------------------------|
| a $\frac{3}{5}$ of one rotation | c $\frac{4}{3}$ of one rotation |
| b $\frac{3}{10}$ of one rotation | d $\frac{8}{3}$ of one rotation |
2. How many degrees are in each angle?

| | |
|---------------------------------|----------------------------------|
| a $\frac{5}{6}$ of one rotation | c $\frac{7}{4}$ of one rotation |
| b $\frac{3}{8}$ of one rotation | d $\frac{7}{12}$ of one rotation |
3. What fraction of a complete rotation is represented by each angle?

| | | | |
|--------------|---------------|---------------|---------------|
| a 45° | b 300° | c 540° | d 420° |
|--------------|---------------|---------------|---------------|
4. What fraction of a complete rotation is represented by each angle?

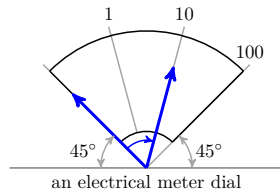
| | | | |
|--------------|---------------|---------------|---------------|
| a 60° | b 240° | c 450° | d 150° |
|--------------|---------------|---------------|---------------|
5.
 - a Through what angle does the hour hand of a clock rotate between 2 pm and 10 pm?
 - b Through what angle does the hour hand of a clock rotate between 2 am and 10 pm?

6.

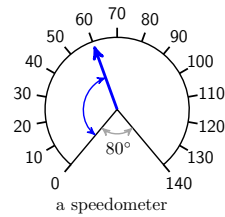
- a Through what angle does the minute hand of a clock rotate between 3:25 am and 3:50 am?
- b Through what angle does the minute hand of a clock rotate between 4:10 pm and 6:25 pm?

Exercise Group. For Problems 7–12, calculate the degree measure of the unknown angle, and sketch the angle in standard position.

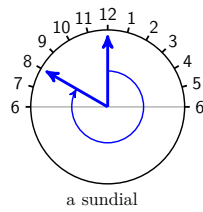
7.



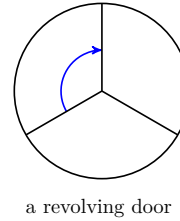
8.



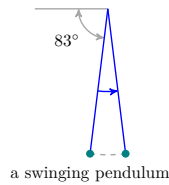
9.



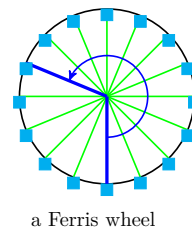
10.



11.



12.



Exercise Group. For Problems 13–18, find two angles, one positive and one negative, that are coterminal with the given angle.

- 13. 40°
- 16. 250°

- 14. 160°
- 17. 305°

- 15. 215°
- 18. 340°

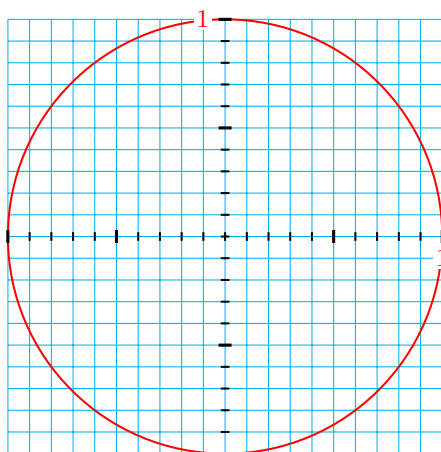
Exercise Group. For Problems 19–24, find a positive angle between 0° and 360° that is coterminal with the given angle.

- 19. -65°
- 22. -325°

- 20. -140°
- 23. -405°

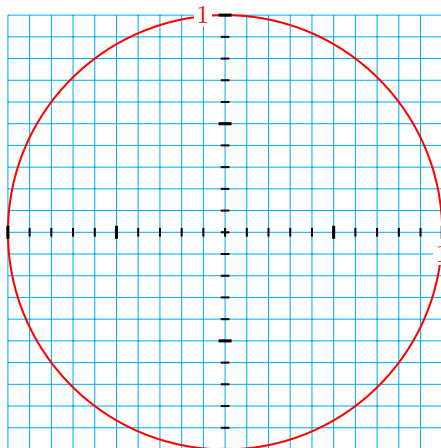
- 21. -290°
- 24. -750°

Exercise Group. For Problems 25–26, use the grid provided below.



25. Draw two different angles α and β in standard position whose sine is 0.6. Note that the radius of the circle is 1,
- Use a protractor to measure α and β .
 - Find the reference angles for both α and β . Draw in the reference triangles.
26. Draw two different angles θ and ϕ in standard position whose sine is -0.8 .
- Use a protractor to measure θ and ϕ .
 - Find the reference angles for both θ and ϕ . Draw in the reference triangles.

Exercise Group. For Problems 27–28, use the grid provided below.



27. Draw two different angles α and β in standard position whose cosine is 0.3.
- Use a protractor to measure α and β .
 - Find the reference angles for both α and β . Draw in the reference triangles.
28. Draw two different angles θ and ϕ in standard position whose cosine is -0.4 .
- Use a protractor to measure θ and ϕ .

- b Find the reference angles for both θ and ϕ . Draw in the reference triangles.

Exercise Group. For Problems 29–34, find the reference angle. Make a sketch showing the angle, the reference angle, and the reference triangle.

29. 100° 30. 125° 31. 216°
 32. 242° 33. 297° 34. 336°

Exercise Group. For Problems 35–40, find three angles between 90° and 360° with the given reference angle, and sketch all four angles on the same grid.

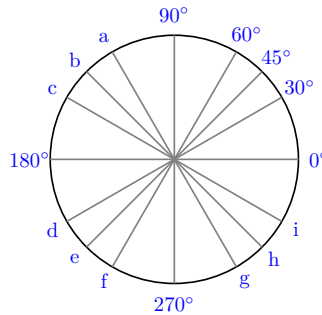
35. 15° 36. 26° 37. 40°
 38. 50° 39. 68° 40. 75°

Exercise Group. For Problems 41–48, use the values given below to find the trigonometric ratio. Do not use a calculator!

$$\cos(23^\circ) = 0.9205 \quad \sin(46^\circ) = 0.7193 \quad \tan(78^\circ) = 4.7046$$

41. $\cos(157^\circ)$ 42. $\sin(226^\circ)$ 43. $\sin(314^\circ)$
 44. $\cos(203^\circ)$ 45. $\tan(258^\circ)$ 46. $\tan(282^\circ)$
 47. $\sin(-134^\circ)$ 48. $\cos(-383^\circ)$

49. On the circle in the figure, all angles are shown in standard position. Find the measure in degrees of the angles labeled (a)–(i).



50. Find the reference angle for each of your answers in Problem 45.

51.

- a Draw three angles, one in each quadrant except the first, whose reference angle is 60° .
 b Find exact values for the sine, cosine, and tangent of each of the angles in part (a).

52.

- a Draw three angles, one in each quadrant except the first, whose reference angle is 30° .
 b Find exact values for the sine, cosine, and tangent of each of the angles in part (a).

53.

- a Draw three angles, one in each quadrant except the first, whose reference angle is 45° .
 b Find exact values for the sine, cosine, and tangent of each of the angles in part (a).

54. Complete the table with exact values.

| θ | 30° | 45° | 60° | 120° | 135° | 150° | 210° | 225° | 240° | 300° | 315° | 330° |
|----------------|------------|------------|------------|-------------|-------------|-------------|-------------|-------------|-------------|-------------|-------------|-------------|
| $\cos(\theta)$ | | | | | | | | | | | | |
| $\sin(\theta)$ | | | | | | | | | | | | |
| $\tan(\theta)$ | | | | | | | | | | | | |

55. In which two quadrants is the statement true?

- a The sine is negative.
- b The cosine is negative.
- c The tangent is positive.

56. Find all angles between 0° and 360° for which the statement is true.

- a $\cos(\theta) = -1$
- b $\sin(\theta) = -1$
- c $\tan(\theta) = -1$

57.

- a Find two angles, $0 \leq \theta < 360^\circ$, with $\sin(\theta) = 0$.
- b Find two angles, $0 \leq \theta < 360^\circ$, with $\cos(\theta) = 0$.

58.

- a Find two angles, $0 \leq \theta < 360^\circ$, with $\sin(\theta) = \cos \theta$.
- b Find two angles, $0 \leq \theta < 360^\circ$, with $\sin(\theta) = -\cos \theta$.

Exercise Group. For Problems 59–64, find a second angle between 0° and 360° with the given trigonometric ratio.

- 59. $\sin(75^\circ)$
- 60. $\cos(32^\circ)$
- 61. $\tan(84^\circ)$
- 62. $\sin(16^\circ)$
- 63. $\cos(47^\circ)$
- 64. $\tan(56^\circ)$

65. Explain why the definitions of the trigonometric ratios for a third-quadrant angle (between 180° and 270°) are independent of the point P chosen on the terminal side. Illustrate with a figure.

66. Explain why the definitions of the trigonometric ratios for a fourth-quadrant angle (between 270° and 360°) are independent of the point P chosen on the terminal side. Illustrate with a figure.

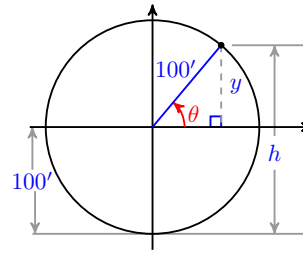
4.2 Graphs of Trigonometric Functions

A Periodic Function of Angle

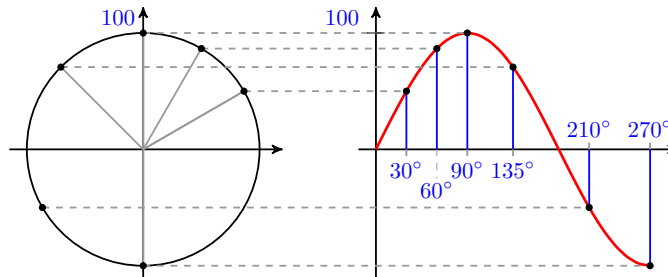
Imagine that you are riding on a Ferris wheel. As the wheel turns, your height above the ground increases and then decreases again, repeating the same pattern each time the Ferris wheel makes a complete rotation. This pattern is an example of a **periodic function**. We use periodic functions to model phenomena that exhibit cyclical behavior, such as the height of tides, seasonal patterns of growth in plants and animals, radio waves, and planetary motion.

We'll create a **mathematical model** for a ride on a Ferris wheel that has a radius of 100 feet and rotates counterclockwise. Our model will be a function that describes your height above the ground as you ride the wheel. In order to graph the Ferris wheel function, we must first specify the input and output variables, and then choose a coordinate system to display their values.

We'll place the origin at the center of the Ferris wheel. Then the line from the origin to your position on the wheel makes an angle with the horizontal, as shown at right. This angle, θ , will be the **input variable** for the function. Your height, h , is also a variable, and is related to the y -coordinate of your position; in fact, we see that $h = y + 100$, because the center of the wheel is 100 feet above the ground.



To simplify the model, we'll first graph y as the **output variable**, instead of h . As the angle θ increases from 0° to 90° , your y -coordinate increases from 0 to 100. You are then at the top of the wheel. Then, as θ increases from 90° to 180° , your y -coordinate decreases from 100 back to 0.



Finally, as θ increases from 180° to 360° , your y -coordinate decreases from 0 to -100 and then increases from -100 back to 0. You have made one complete rotation on the Ferris wheel. If you go around again, θ increases from 360° to 720° , and the graph of your y -coordinate will repeat the pattern of the first rotation. The figure above shows how your y -coordinate is plotted as a function of the angle θ .

Look back at the diagram of the Ferris wheel and notice that $\sin(\theta) = \frac{y}{100}$, so

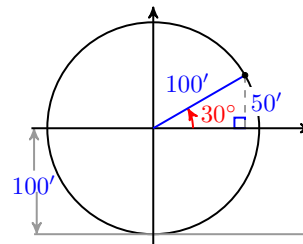
$$y = 100 \sin(\theta)$$

For example, when $\theta = 30^\circ$, the y -coordinate is

$$y = 100 \sin(30^\circ) = 100 \left(\frac{1}{2}\right) = 50$$

and your height above the ground is

$$h = y + 100 = 150 \text{ feet}$$



In general, then, h is given as a function of θ by

$$h = y + 100 = 100 \sin(\theta) + 100$$

This is our model for your height on a Ferris wheel ride.

The Sine Function

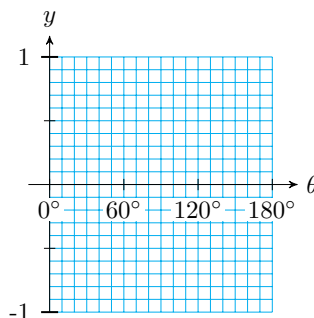
Our Ferris wheel model used values of $\sin(\theta)$, so let us explore its properties. Remember that the trigonometric ratio $\sin(\theta)$ is actually a function of the angle θ . Thus, for each value of θ , there is only one value of $\sin(\theta)$, and we may write $f(\theta) = \sin(\theta)$.

Activity 4.3 Graph of the Sine Function. Graph the sine function $f(\theta) = \sin(\theta)$.

- 1 First make a table of values. You can use your calculator's table feature to fill in the following values, rounded to two decimal places.

| | | | | | | | | | | |
|----------------|-----------|------------|------------|------------|------------|------------|------------|------------|------------|------------|
| θ | 0° | 10° | 20° | 30° | 40° | 50° | 60° | 70° | 80° | 90° |
| $\sin(\theta)$ | | | | | | | | | | |

- 2 Plot the points in the table and connect them with a smooth curve to graph the sine function for angles in the first quadrant, from 0° to 90° .



- 3 Recall that the values of $\sin(\theta)$ for angles in the second quadrant can be found using reference angles: $\sin(180^\circ - \theta) = \sin(\theta)$. This fact gives us values of $\sin \theta$ from 90° to 180° .

| | | | | | | | | | |
|----------------|-------------|-------------|-------------|-------------|-------------|-------------|-------------|-------------|-------------|
| θ | 100° | 110° | 120° | 130° | 140° | 150° | 160° | 170° | 180° |
| $\sin(\theta)$ | | | | | | | | | |

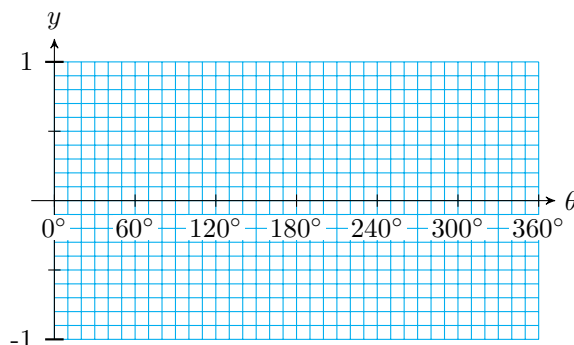
Continue your graph from part (2) for second quadrant angles.

- 4 The values of $\sin(\theta)$ in the third and fourth quadrants are the negatives of their values in the second and first quadrants.

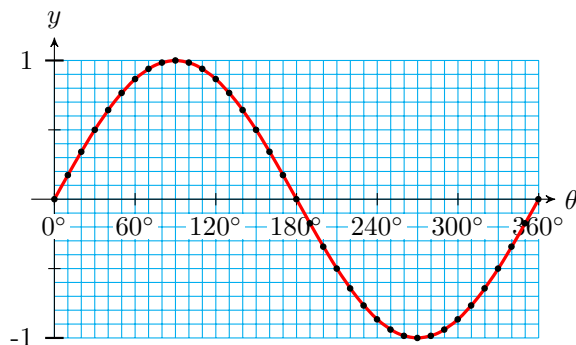
| | | | | | | | | | |
|----------------|-------------|-------------|-------------|-------------|-------------|-------------|-------------|-------------|-------------|
| θ | 190° | 200° | 210° | 220° | 230° | 240° | 250° | 260° | 270° |
| $\sin(\theta)$ | | | | | | | | | |

| | | | | | | | | | |
|----------------|-------------|-------------|-------------|-------------|-------------|-------------|-------------|-------------|-------------|
| θ | 280° | 290° | 300° | 310° | 320° | 330° | 340° | 350° | 360° |
| $\sin(\theta)$ | | | | | | | | | |

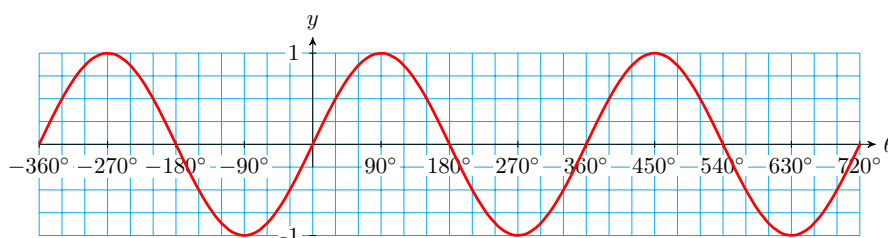
Continue your graph from part (3) for third and fourth quadrant angles.



5 The graph of $f(\theta) = \sin(\theta)$ from 0° to 360° is shown below.



If we continue the graph for angles larger than 360° or smaller than 0° , we find that the same pattern repeats, as shown below. This should not be surprising, because we know that coterminal angles have the same trigonometric ratios.



The sine is an example of a periodic function. The smallest interval on which the graph repeats is called the **period** of the graph. From the graph in the previous example, we make the following observations:

Properties of the Sine Function.

- The period of the sine function is 360° .
- The maximum and minimum function values are 1 and -1, respectively.
- The graph oscillates around its **midline**, the horizontal line $y = 0$.
- The distance between the midline and either the maximum or minimum value is called the **amplitude** of the function, so the amplitude of the sine function is 1.

You can use your calculator to graph the sine function, by entering

$$Y_1 = \boxed{\text{SIN}} \boxed{X, T, \theta, n} \boxed{)}$$

and pressing $\boxed{\text{ZOOM}} \ 7$ for the trig window. The graph shows two periods of the sine function, from $\theta = -360^\circ$ to $\theta = 360^\circ$.

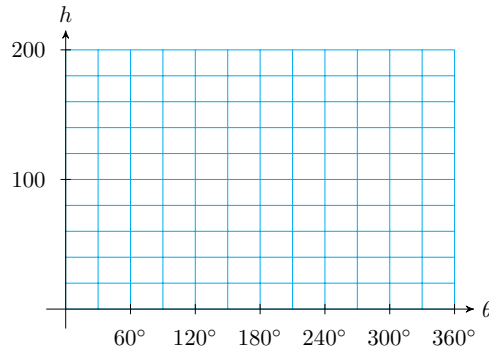
Checkpoint 4.20 Your height h on the Ferris wheel is a function of θ ,

$$h = 100 + y = 100 + 100 \sin(\theta)$$

a Complete the table of values and graph the Ferris wheel function, $h = F(\theta)$.

| | | | | | | | |
|-----------------|-----------|------------|------------|------------|-------------|-------------|-------------|
| θ | 0° | 30° | 60° | 90° | 120° | 150° | 180° |
| $\sin(\theta)$ | | | | | | | |
| $h = F(\theta)$ | | | | | | | |

| | | | | | | |
|-----------------|-------------|-------------|-------------|-------------|-------------|-------------|
| θ | 210° | 240° | 270° | 300° | 330° | 360° |
| $\sin(\theta)$ | | | | | | |
| $h = F(\theta)$ | | | | | | |

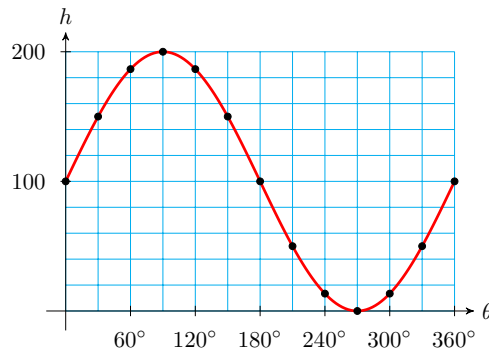


b Give the period, amplitude, and midline of the graph.

Answer.

| | | | | | | | | |
|---|-----------------|-----------|------------|------------|------------|-------------|-------------|-------------|
| a | θ | 0° | 30° | 60° | 90° | 120° | 150° | 180° |
| | $\sin(\theta)$ | 0 | 0.5 | 0.866 | 1.0 | 0.866 | 0.5 | 0 |
| | $h = F(\theta)$ | 100 | 150 | 186.6 | 200 | 186.6 | 150 | 100 |

| | | | | | | |
|-----------------|-------------|-------------|-------------|-------------|-------------|-------------|
| θ | 210° | 240° | 270° | 300° | 330° | 360° |
| $\sin(\theta)$ | -0.5 | -0.866 | -1.0 | -0.866 | -0.5 | 0 |
| $h = F(\theta)$ | 50 | 13.4 | 0 | 13.4 | 50 | 100 |



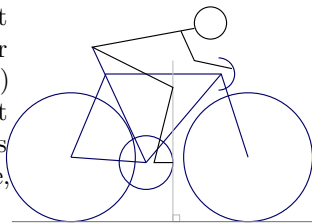
b Period: 360° , amplitude: 100, midline: $h = 100$

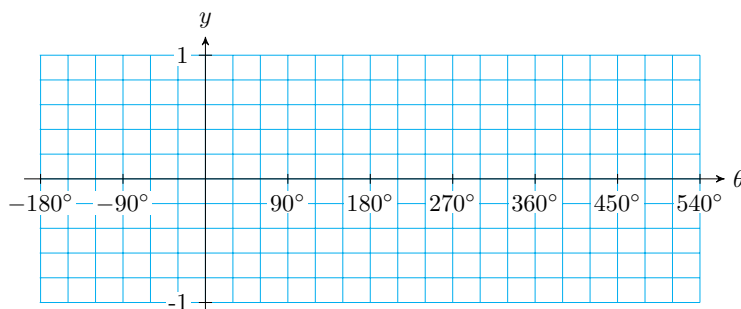
The Cosine Function

In the previous exercise you graphed the height of a person riding on a Ferris wheel. Your graph involved $\sin(\theta)$, because the sine function tells us the y -coordinate of a point that travels around a circle. The cosine function tells us the x -coordinate of a point that travels around a circle.

Example 4.21

Small adjustments to the fit of a bicycle can affect both the cyclist's efficiency and the stress on his or her joints. The KOPS rule (Knee Over Pedal Stem) aligns the cyclist's knee directly over the pedal at the point of maximum force, as shown at right. As the cyclist's foot rotates away from this KOPS line, stress on the knee increases.



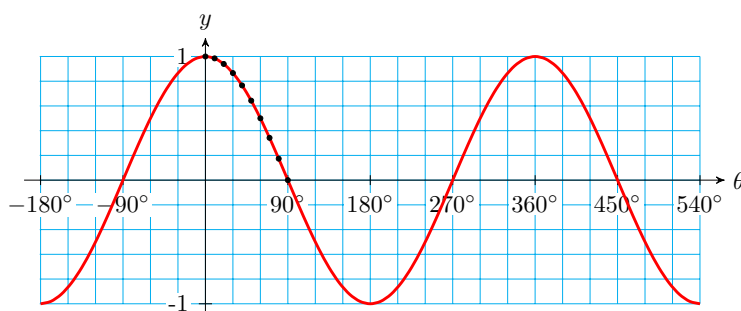


b Use your graph to find the period, amplitude, and midline of the cosine function. How does the graph of cosine differ from the graph of sine? (Hint: Consider the intercepts of the graph, and the location of the maximum and minimum values.)

Answer.

a

| θ | 0° | 10° | 20° | 30° | 40° | 50° | 60° | 70° | 80° | 90° |
|----------------|-----------|------------|------------|------------|------------|------------|------------|------------|------------|------------|
| $\cos(\theta)$ | 1 | 0.98 | 0.94 | 0.87 | 0.77 | 0.64 | 0.50 | 0.34 | 0.17 | 0 |



b Period: 360° , amplitude: 1, midline: $y = 0$. The cosine graph starts ($\theta = 0^\circ$) at its high point, while the sine graph starts ($\theta = 0^\circ$) at its midline.

Interlude: Review of Function Notation

Perhaps it is time to review our use of function notation. Recall that we use the notation $y = f(x)$ to indicate that y is a function of x , that is, x is the input variable and y is the output variable.

Example 4.23 Make a table of input and output values and a graph for the function $y = f(x) = \sqrt{9 - x^2}$.

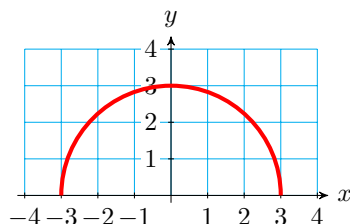
Solution. We choose several values for the input variable, x , and evaluate the function to find the corresponding values of the output variable, y . For example,

$$f(-3) = \sqrt{9 - (-3)^2} = 0$$

We plot the points in the table and connect them to obtain the graph shown at

right.

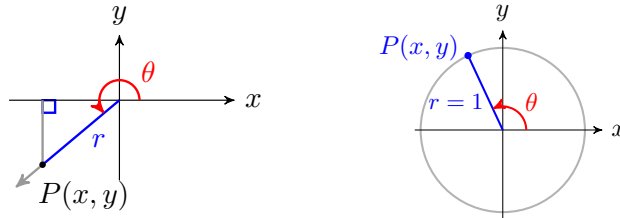
| | | | | | | | |
|-----|----|------------|-------------|---|-------------|------------|---|
| x | -3 | -2 | -1 | 0 | 1 | 2 | 3 |
| y | 0 | $\sqrt{5}$ | $2\sqrt{2}$ | 3 | $2\sqrt{2}$ | $\sqrt{5}$ | 0 |



□

Of course, we don't always use x and y for the input and output variables. In the previous example, we could write $w = f(t) = \sqrt{9 - t^2}$ for the function, so that t is the input and w is the output. The table of values and the graph are the same; only the names of the variables have changed.

Note 4.24 When we discuss trigonometric functions, there are several variables involved. Our definitions of the trig ratios involve four variables: x , y , r , and θ , as illustrated below.

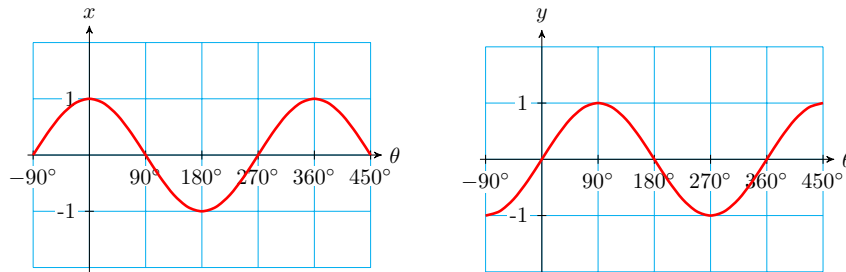


If the value of r is fixed for a given situation, such as the Ferris wheel or the bicycle wheel discussed above, then x and y are both functions of θ . This means that the values of x and y depend only on the value of the angle θ . If $r = 1$, we have

$$x = f(\theta) = \cos(\theta)$$

$$y = g(\theta) = \sin(\theta)$$

The graphs of these functions are shown below. Note particularly that the horizontal axis displays values of the input variable, and the vertical axis displays the output variable.



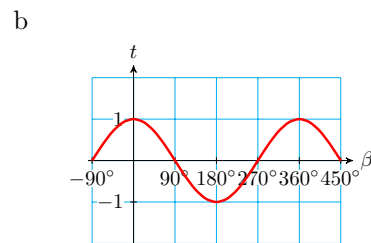
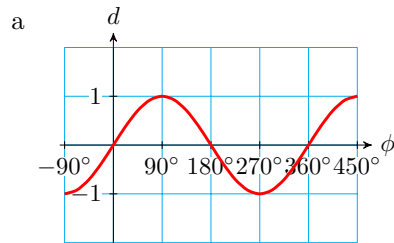
If we use different variables for the input and output, the functions and their graphs are the same, but the axes should be labeled with the appropriate variables.

Checkpoint 4.25 Sketch a graph of each function, and label the axes.

a $d = F(\phi) = \sin(\phi)$

b $t = G(\beta) = \cos(\beta)$

Answer.



Caution 4.26 When we write $\cos(\theta)$, we are using "cos" as the name of a function whose input is θ .

A common mistake is to think of $\cos(\theta)$ as a product, \cos *times* θ , but this makes no sense, because "cos" by itself has no meaning. Remember that $\cos(\theta)$ represents a single number, namely the output of the cosine function.

The Tangent Function

The tangent function is periodic, but its graph is not similar to the graphs of sine and cosine. Recall that the tangent of an angle in standard position is defined by

$$\tan(\theta) = \frac{y}{x}$$

Study the figure at right to see that as θ increases from 0° to 90° , y increases while x remains constant, so the value of $\tan(\theta)$ increases.

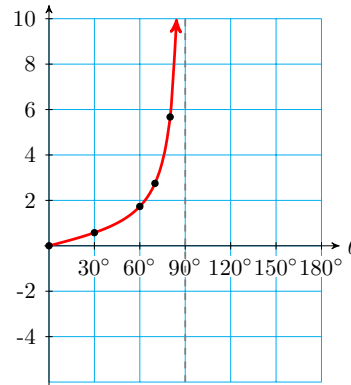


Example 4.27 Sketch a graph of $f(\theta) = \tan(\theta)$ for $0^\circ \leq \theta \leq 180^\circ$.

Solution. You can use your calculator to verify the following values for $\tan \theta$.

| | | | | | | |
|----------------|-----------|------------|------------|------------|------------|------------|
| θ | 0° | 30° | 60° | 70° | 80° | 85° |
| $\tan(\theta)$ | 0 | 0.58 | 1.73 | 2.75 | 5.67 | 11.43 |

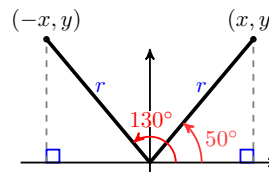
As θ gets closer to 90° , $\tan(\theta)$ increases very rapidly. Recall that $\tan(90^\circ)$ is undefined, so there is no point on the graph at $\theta = 90^\circ$. The graph of $f(\theta) = \tan(\theta)$ for $0 \leq \theta < 90^\circ$ is shown at right.



For θ in the second quadrant, the tangent is negative. The reference angle for each angle in the second quadrant is its supplement, so

$$\tan(\theta) = -\tan(180^\circ - \theta)$$

as shown at right. For example, you can verify that

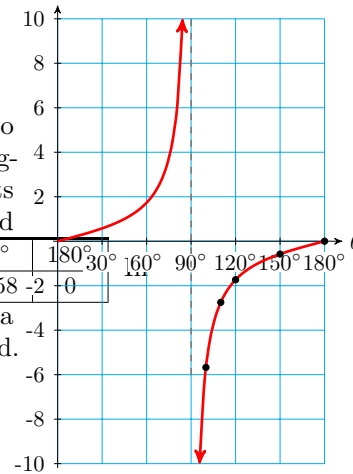


$$\tan(130^\circ) = -\tan(180^\circ - 130^\circ) = -\tan(50^\circ) = -1.19$$

In particular, for values of θ close to 90° , the values of $\tan(\theta)$ are large negative numbers. We plot several points and sketch the graph in the second quadrant.

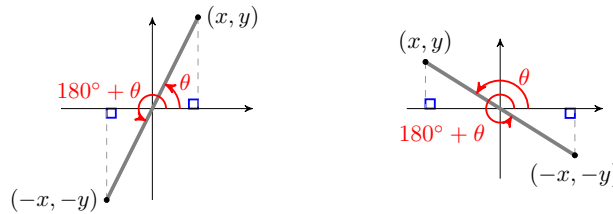
| | | | | | |
|----------------|-------------|-------------|-------------|-------------|-------------|
| θ | 100° | 110° | 120° | 150° | 180° |
| $\tan(\theta)$ | -5.67 | -2.75 | -1.73 | -0.58 | 0 |

the figure at right, note that the graph has a break at $\theta = 90^\circ$, because $\tan(90^\circ)$ is undefined.



□

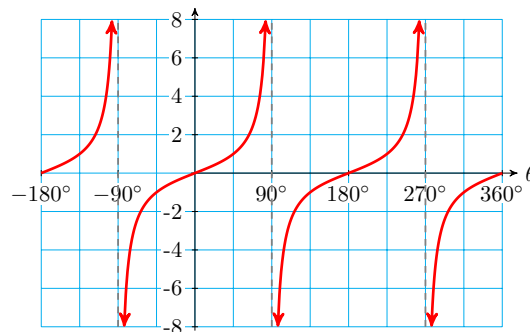
Now let's consider the graph of $f(\theta) = \tan(\theta)$ in the third and fourth quadrants. The tangent is positive in the third quadrant, and negative in the fourth quadrant. In fact, from the figure below you can see that the angles θ and $180^\circ + \theta$ are vertical angles.



Because θ and $180^\circ + \theta$ have the same reference angle, they have the same tangent. For example,

$$\begin{aligned} \tan(200^\circ) &= \tan(20^\circ) \\ \tan(230^\circ) &= \tan(50^\circ) \\ \tan(250^\circ) &= \tan(70^\circ) \end{aligned}$$

Thus, the graph of $\tan(\theta)$ in the third quadrant is the same as its graph in the first quadrant. Similarly, the graph of the tangent function in the fourth quadrant is the same as its graph in the second quadrant. The completed graph is shown below.



Checkpoint 4.28

- a What is the period of the tangent function?
- b Does the graph of tangent have an amplitude?

- c For what values of θ is $\tan(\theta)$ undefined?
- d Give the equations of any horizontal or vertical asymptotes for $0^\circ \leq \theta \leq 360^\circ$.

Answer.

- a 180°
- b No
- c $90^\circ, 270^\circ$, and their coterminal angles
- d $\theta = 90^\circ, \theta = 270^\circ$

Period, Midline and Amplitude

All sine and cosine graphs have the characteristic "wave" shape we've seen in previous examples. But we can alter the size and frequency of the waves by changing the formula for the function. In the next example we consider three variations of the sine function.

Example 4.29 Make a table of values and sketch a graph for each of the functions. How does each differ from the graph of $y = \sin(\theta)$?

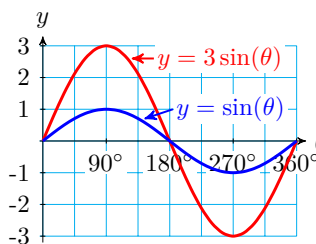
- a $y = 3 \sin(\theta)$
- b $y = 3 + \sin(\theta)$
- c $y = \sin(3\theta)$

Solution.

- a We make a table with multiples of 45° .

| | | | | | | | | | |
|----------------------|-----------|------------|------------|-------------|-------------|-------------|-------------|-------------|-------------|
| θ | 0° | 45° | 90° | 135° | 180° | 225° | 270° | 315° | 360° |
| $y = 3 \sin(\theta)$ | 0 | 2.1 | 3 | 2.1 | 0 | -2.1 | -3 | -2.1 | 0 |

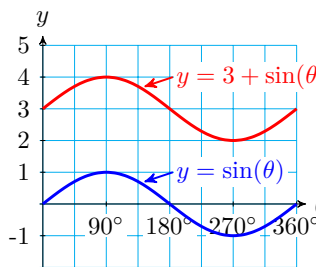
We plot the points, and connect them with a sine-shaped wave. Compare the graph, shown at right, to the graph of $y = \sin(\theta)$. The graph is like a sine graph, except that it oscillates between a maximum value of 3 and a minimum value of -3. The amplitude of this function is 3.



- b Again, we make a table of values with multiples of 45° and plot the points.

| | | | | | | | | | |
|------------------------|-----------|------------|------------|-------------|-------------|-------------|-------------|-------------|-------------|
| θ | 0° | 45° | 90° | 135° | 180° | 225° | 270° | 315° | 360° |
| $y = 3 + \sin(\theta)$ | 3 | 3.7 | 4 | 3.7 | 3 | 2.3 | 2 | 2.1 | 3 |

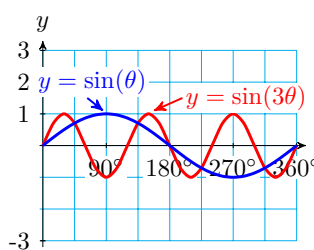
This graph has the same amplitude as $y = \sin(\theta)$, but the entire graph is shifted up by 3 units, as shown at right. The midline of this function is the line $y = 3$.



- c This time we'll make a table with multiples of 15° .

| θ | 15° | 30° | 45° | 60° | 75° | 90° | 105° | 120° | 135° | 150° | 165° | 180° |
|---------------------|------------|------------|------------|------------|------------|------------|-------------|-------------|-------------|-------------|-------------|-------------|
| $y = \sin(3\theta)$ | 0.7 | 1 | 0.7 | 0 | -0.7 | -1 | -0.7 | 0 | 0.7 | 1 | 0.7 | 0 |

You can continue the table for θ between 180° and 360° , and plot the points to find the graph shown at right. The graph has the same amplitude and midline as $y = \sin(\theta)$, but it completes three cycles from 0° to 360° instead of one cycle. The period of this graph is one-third of 360° , or 120° .



□

The graphs in the previous example illustrate a general rule about sine and cosine graphs.

Amplitude, Period, and Midline.

1 The graph of

$$y = A \cos(\theta) \quad \text{or} \quad y = A \sin(\theta)$$

has amplitude $|A|$.

2 The graph of

$$y = \cos(B\theta) \quad \text{or} \quad y = \sin B$$

has period $\frac{360^\circ}{|B|}$.

3 The graph of

$$y = k + \cos(\theta) \quad \text{or} \quad y = k + \sin(\theta)$$

has midline $y = k$.

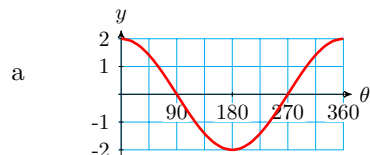
Checkpoint 4.30 Sketch a graph for each of the following functions. Describe how each is different from the graph of $y = \cos \theta$.

a $h(\theta) = 2 \cos(\theta)$

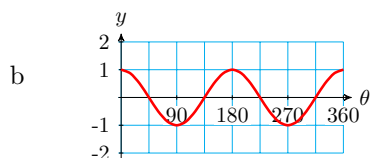
b $g(\theta) = \cos(2\theta)$

c $f(\theta) = 2 + \cos(\theta)$

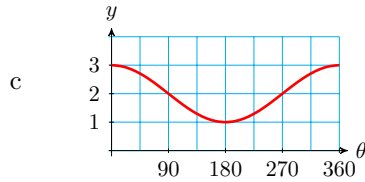
Answer.



The amplitude is 2.



The period is 180° .



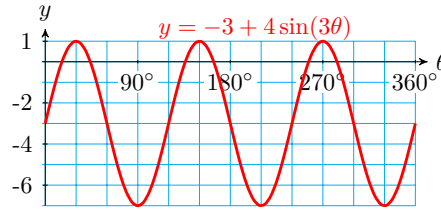
The midline is $y = 2$.

The quantities A , B , and k in the equations above are called **parameters**, and their values for a particular function give us information about its graph.

Example 4.31 State the period, midline, and amplitude of the graph of $y = -3 + 4\sin(3\theta)$, and graph the function.

Solution.

For this function, $A = 4$, $B = 3$, and $k = -3$. Its amplitude is 4, its period is $\frac{360^\circ}{3} = 120^\circ$, and its midline is $y = -3$. The graph is shown at right.

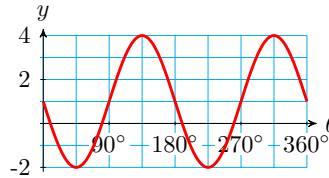


□

Checkpoint 4.32 State the period, midline, and amplitude of the graph of $y = 1 - 3\sin(2\theta)$, and graph the function.

Answer.

Amplitude 3, period 180° , midline $y = 1$



Review the following skills you will need for this section.

Algebra Refresher 4.4

- a Graph the function.
- b Give the coordinates of any intercepts, and any maximum or minimum values.

1 $f(x) = -6 + \frac{2}{3}x$

4 $q(t) = 9 - t^2$

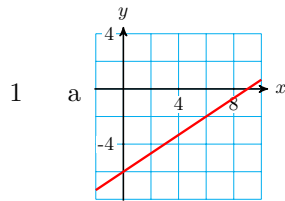
2 $g(x) = 4 - \frac{3}{2}x$

5 $F(x) = 2 - \sqrt{z}$

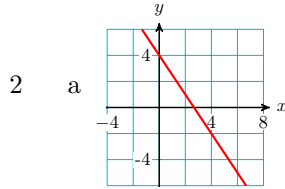
3 $p(t) = t^2 - 4$

6 $G(z) = \sqrt{4 - z}$

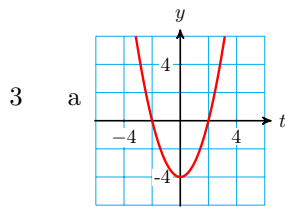
Algebra Refresher Answers



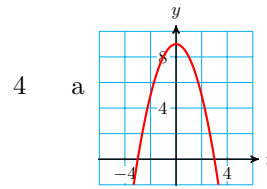
b $(0, -6), (9, 0)$



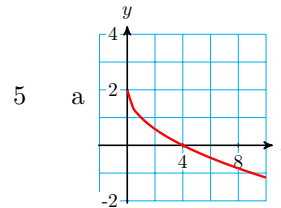
b $(0, 4), \left(\frac{8}{3}, 0\right)$



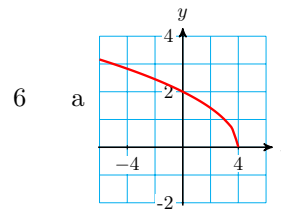
b $(0, -4), (-2, 0), (2, 0),$
Min: -4



b $(0, 9), (-3, 0), (3, 0),$
Max: 9



b $(0, 2), (4, 0),$ Max: 2



b $(0, 2), (4, 0),$ Min: 0

Section 4.2 Summary

Vocabulary

- Input variable
- Output variable
- Periodic function
- Period
- Midline
- Amplitude
- Asymptote
- Angle of Inclination
- Bearings

Concepts

1

Coordinates.

If point P is located at a distance r from the origin in the direction specified by angle θ in standard position, then the coordinates of P are

$$x = r \cos(\theta) \quad \text{and} \quad y = r \sin(\theta)$$

- 2 Navigational directions for ships and planes are sometimes given as **bearings**, which are angles measured clockwise from north.
- 3 Periodic functions are used to model phenomena that exhibit cyclical behavior.
- 4 The trigonometric ratios $\sin(\theta)$ and $\cos(\theta)$ are functions of the angle θ .

- 5 The **period** of the sine function is 360° . Its **midline** is the horizontal line $y = 0$, and the **amplitude** of the sine function is 1.
- 6 The graph of the cosine function has the same period, midline, and amplitude as the graph of the sine function. However, the locations of the intercepts and of the maximum and minimum values are different.
- 7 We use the notation $y = f(x)$ to indicate that y is a function of x , that is, x is the input variable and y is the output variable.
- 8 The tangent function has period 180° . It is undefined at odd multiples of 90° , and is increasing on each interval of its domain.
- 9

Angle of Inclination.

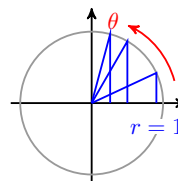
The **angle of inclination** of a line is the angle α measured in the positive direction from the positive x -axis to the line. If the slope of the line is m , then

$$\tan \alpha = m$$

where $0^\circ \leq \alpha \leq 180^\circ$.

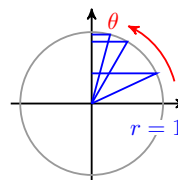
Study Questions

- 1 Use the figure to help you fill in the blanks.



- a As θ increases from 0° to 90° , $f(\theta) = \sin(\theta)$ _____ from _____ to _____ .
- b As θ increases from 90° to 180° , $f(\theta) = \sin(\theta)$ _____ from _____ to _____ .
- c As θ increases from 180° to 270° , $f(\theta) = \sin(\theta)$ _____ from _____ to _____ .
- d As θ increases from 270° to 360° , $f(\theta) = \sin(\theta)$ _____ from _____ to _____ .

- 2 Use the figure to help you fill in the blanks.



- a As θ increases from 0° to 90° , $f(\theta) = \cos(\theta)$ _____ from _____ to _____ .
- b As θ increases from 90° to 180° , $f(\theta) = \cos(\theta)$ _____ from _____ to _____ .
- c As θ increases from 180° to 270° , $f(\theta) = \cos(\theta)$ _____ from _____ to _____ .

d As θ increases from 270° to 360° , $f(\theta) = \cos(\theta)$ _____ from _____ to _____.

- 3 List several ways in which the graph of $y = \tan \theta$ is different from the graphs of $y = \sin(\theta)$ and $y = \cos(\theta)$.
- 4 If the angle of inclination of a line is greater than 45° , what can you say about its slope?

Skills

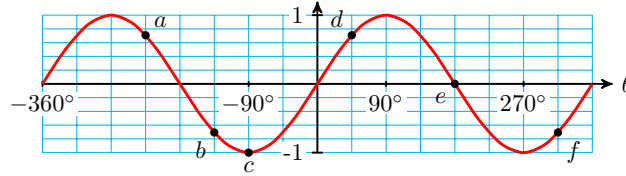
- 1 Find coordinates #1-12, 19-20
- 2 Use bearings to determine position #13-18
- 3 Sketch graphs of the sine and cosine functions #21-26, 31-32
- 4 Find the coordinates of points on a sine or cosine graph #27-30, 41-44
- 5 Use function notation #33-40
- 6 Find reference angles #45-48
- 7 Solve equations graphically #49-56
- 8 Graph the tangent function #57-60
- 9 Find and use the angle of inclination of a line #61-70

Homework 4.2

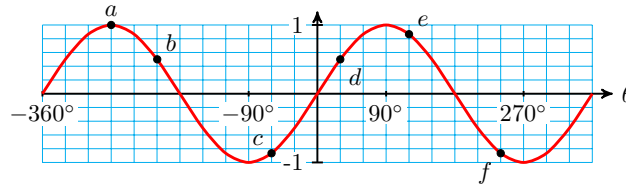
1.
 - a Prepare a graph with the horizontal axis scaled from 0° to 360° in multiples of 45° .
 - b Sketch a graph of $f(\theta) = \sin(\theta)$ by plotting points for multiples of 45° .
2.
 - a Prepare a graph with the horizontal axis scaled from 0° to 360° in multiples of 45° .
 - b Sketch a graph of $f(\theta) = \cos(\theta)$ by plotting points for multiples of 45° .
3.
 - a Prepare a graph with the horizontal axis scaled from 0° to 360° in multiples of 30° .
 - b Sketch a graph of $f(\theta) = \cos(\theta)$ by plotting points for multiples of 30° .
4.
 - a Prepare a graph with the horizontal axis scaled from 0° to 360° in multiples of 30° .
 - b Sketch a graph of $f(\theta) = \sin(\theta)$ by plotting points for multiples of 30° .

Exercise Group. For Problems 5–8, give the coordinates of each point on the graph of $f(\theta) = \sin(\theta)$ or $f(\theta) = \cos(\theta)$.

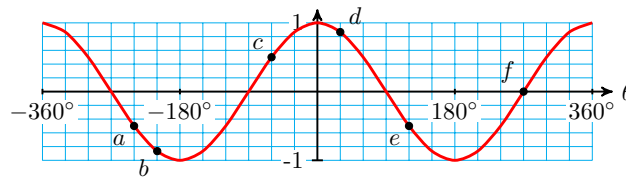
5.



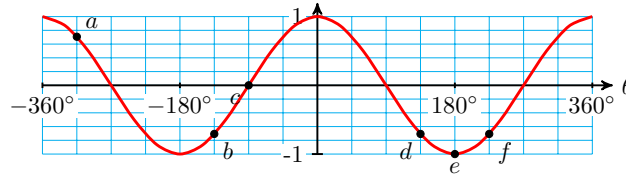
6.



7.



8.



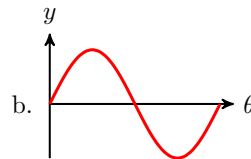
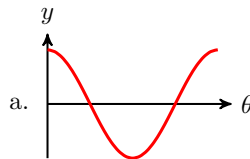
9. Make a short table of values like the one shown, and sketch the function by hand. Be sure to label the x -axis and y -axis appropriately.

| | | | | | |
|-------------|-----------|------------|-------------|-------------|-------------|
| θ | 0° | 90° | 180° | 270° | 360° |
| $f(\theta)$ | | | | | |

a $f(\theta) = \sin(\theta)$

b $f(\theta) = \cos(\theta)$

10. One of these graphs is $y = A \sin(k\theta)$, and the other is $y = A \cos(k\theta)$. Explain how you know which is which.



Exercise Group. For Problems 11–18, evaluate the expression for $f(\theta) = \sin(\theta)$ and $g(\theta) = \cos(\theta)$.

11. $3 + f(30^\circ)$

12. $3f(30^\circ)$

13. $4g(225^\circ) - 1$

14. $-4 + 2g(225^\circ) - 1$

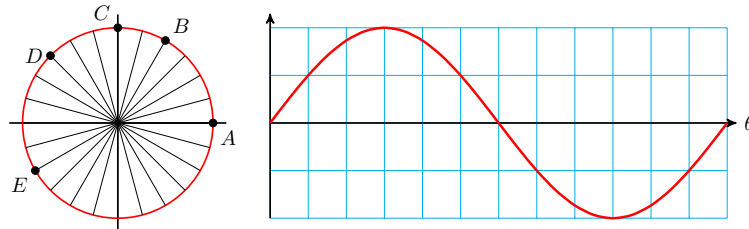
15. $-2f(3\theta)$, for $\theta = 90^\circ$

16. $6f\left(\frac{\theta}{2}\right)$, for $\theta = 90^\circ$

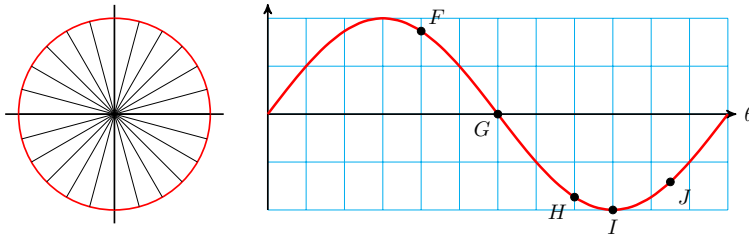
17. $8 - 5g\left(\frac{\theta}{3}\right)$, for $\theta = 360^\circ$

18. $1 - 4g(4\theta)$, for $\theta = 135^\circ$

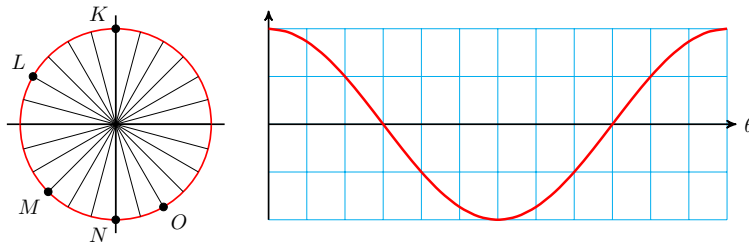
19. The graph shows your height as a function of angle as you ride the Ferris wheel. For each location $A-E$ on the Ferris wheel, mark the corresponding point on the graph.



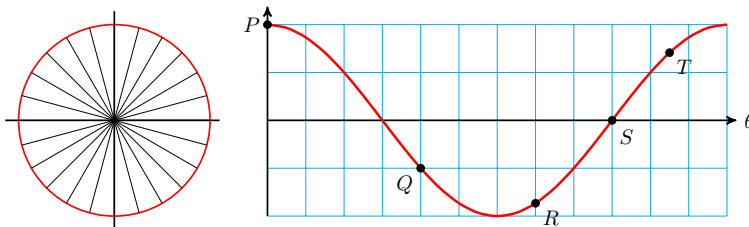
20. The graph shows your height as a function of angle as you ride the Ferris wheel. For each location $F-J$ on the graph, mark the corresponding point on the Ferris wheel.



21. The graph shows the horizontal displacement of your foot from the center of the chain gear as you pedal a bicycle. For each location $K-O$ on the chain gear, mark the corresponding point on the graph.



22. The graph shows the horizontal displacement of your foot from the center of the chain gear as you pedal a bicycle. For each location $P-T$ on the graph, mark the corresponding point on the chain gear.



23.

- a Fill in the table for values of $\tan(\theta)$. Round your answers to three decimal places.

| | | | | | | | | | |
|----------------|------------|------------|------------|------------|------------|------------|------------|------------|------------|
| θ | 81° | 82° | 83° | 84° | 85° | 86° | 87° | 88° | 89° |
| $\tan(\theta)$ | | | | | | | | | |

- b What happens to $\tan(\theta)$ as θ increases toward 90° ?

- c Fill in the table for values of $\tan(\theta)$. Round your answers to three

decimal places.

| | | | | | | | | | |
|----------------|------------|------------|------------|------------|------------|------------|------------|------------|------------|
| θ | 99° | 98° | 97° | 96° | 95° | 94° | 93° | 92° | 91° |
| $\tan(\theta)$ | | | | | | | | | |

- d What happens to $\tan(\theta)$ as θ decreases toward 90° ?
- e What value does your calculator give for $\tan(90^\circ)$? Why?

24.

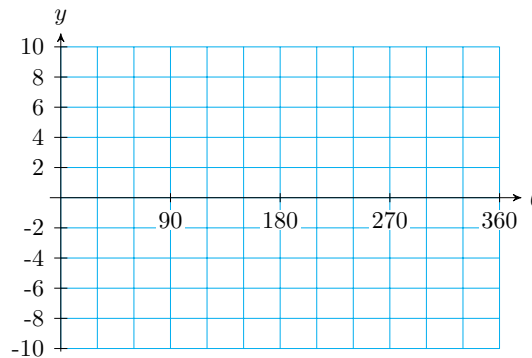
- a Fill in the table with exact values of $\tan(\theta)$. Then give decimal approximations to two places.

| | | | | | | | | | |
|--------------------------|-----------|------------|------------|------------|------------|-------------|-------------|-------------|-------------|
| θ | 0° | 30° | 45° | 60° | 90° | 120° | 135° | 150° | 180° |
| $\tan(\theta)$ (exact) | | | | | | | | | |
| $\tan(\theta)$ (approx.) | | | | | | | | | |

- b Fill in the table with exact values of $\tan(\theta)$. Then give decimal approximations to two places.

| | | | | | | | | | |
|--------------------------|-------------|-------------|-------------|-------------|-------------|-------------|-------------|-------------|-------------|
| θ | 180° | 210° | 225° | 240° | 270° | 300° | 315° | 330° | 360° |
| $\tan(\theta)$ (exact) | | | | | | | | | |
| $\tan(\theta)$ (approx.) | | | | | | | | | |

- c Plot the points from the tables and sketch a graph of $f(\theta) = \tan(\theta)$.



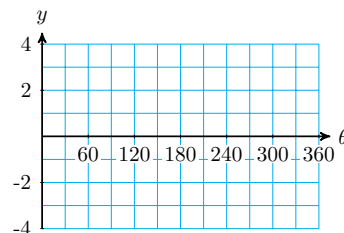
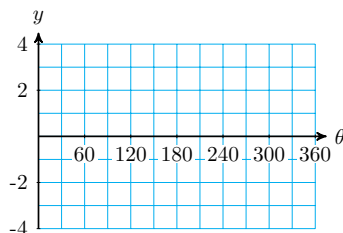
- 25. Write an equation for a sine function with amplitude 6.
- 26. Write an equation for a cosine function with amplitude $\frac{1}{2}$.
- 27. Write an equation for a cosine function with midline -5 .
- 28. Write an equation for a sine function with midline 2.
- 29. Write an equation for a sine function with period 90° .
- 30. Write an equation for a cosine function with period 720° .

Exercise Group. For Problems 31–36,

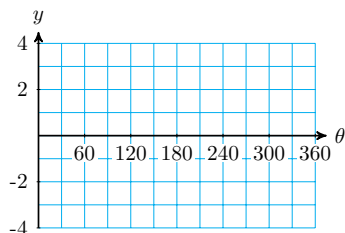
- a Graph the function.
- b State the amplitude, period and midline of the function.

31. $y = 3 \cos(\theta)$

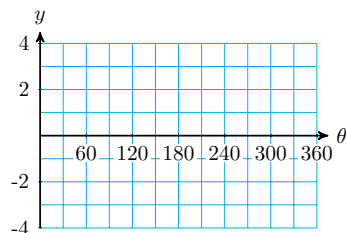
32. $y = 4 \sin(\theta)$



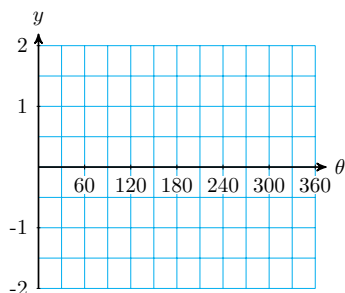
33. $y = 3 + \sin(\theta)$



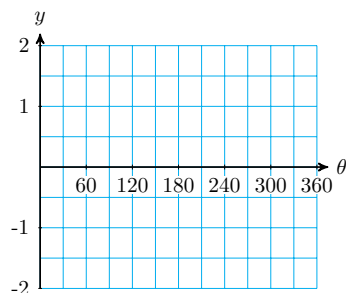
34. $y = -2 + \cos(\theta)$



35. $y = \cos(3\theta)$

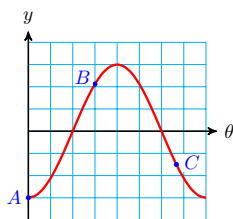


36. $y = \sin(2\theta)$

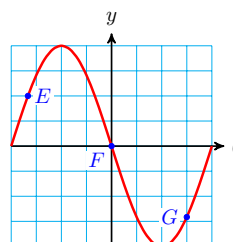


Exercise Group. For Problems 37–42, give the coordinates of the points on the graph.

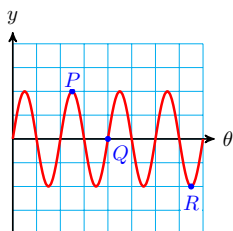
37. $f(\theta) = -3 \cos(\theta)$



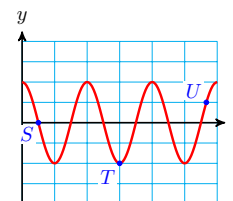
38. $f(\theta) = -4 \sin(\theta)$



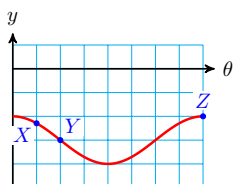
39. $f(\theta) = \sin(4\theta)$



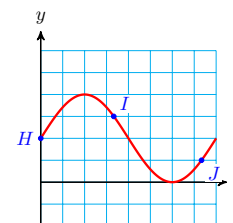
40. $f(\theta) = -\cos(3\theta)$



41. $f(\theta) = -3 + \cos(\theta)$



42. $f(\theta) = 1 + \sin(\theta)$



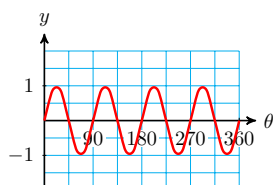
Exercise Group. For Problems 43–48, graph the function using technology. State the amplitude, period, and midline.

43. $y = 3 + 4 \cos(\theta)$ 44. $y = -4 + 3 \sin(\theta)$
 45. $y = 5 \sin(2\theta)$ 46. $y = 6 \cos(4\theta)$
 47. $f(\theta) = -4 + 3 \sin(3\theta)$ 48. $f(\theta) = 2 + 4 \cos(3\theta)$

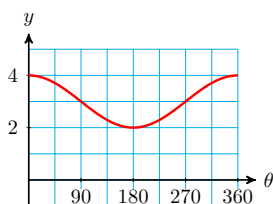
Exercise Group. For Problems 49–56,

- a State the amplitude, period, and midline for the graph.
 b Write an equation for the graph using sine or cosine.

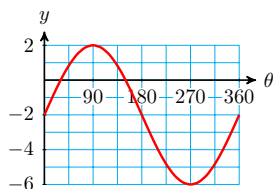
49.



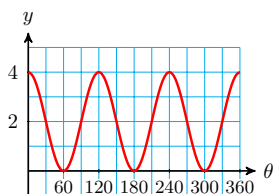
51.



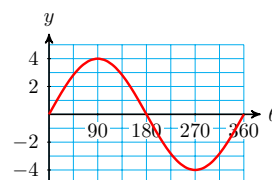
53.



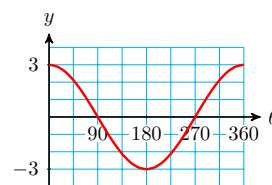
55.



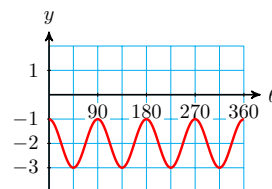
50.



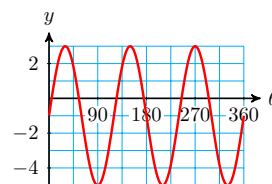
52.



54.



56.



Exercise Group. For Problems 57–62, write the equation of a sine or cosine function with the given properties.

57. Midline $y = -4$, amplitude 6, period 120°
 58. Midline $y = 5$, amplitude $\frac{3}{2}$, period 180°
 59. Maximum points at $(0^\circ, 5)$ and $(360^\circ, 5)$, minimum point at $(180^\circ, 1)$
 60. Maximum point at $(90^\circ, 1)$, minimum point at $(270^\circ, -3)$
 61. Horizontal intercepts at 45° and 135° , vertical intercept at $(0^\circ, 12)$
 62. Horizontal intercepts at 30° and 90° , vertical intercept at $(0^\circ, -8)$

Exercise Group. For Problems 63–66, the table describes a sine or cosine function. Find an equation for the function.

63.

| θ | 0° | 45° | 90° | 135° | 180° | 225° | 270° | 315° | 360° |
|-------------|-----------|------------|------------|-------------|-------------|-------------|-------------|-------------|-------------|
| $f(\theta)$ | 7 | 5.56 | 2 | -1.54 | -3 | -1.54 | 2 | 5.54 | 7 |

64.

| θ | 0° | 45° | 90° | 135° | 180° | 225° | 270° | 315° | 360° |
|-------------|-----------|------------|------------|-------------|-------------|-------------|-------------|-------------|-------------|
| $f(\theta)$ | 1 | 3.12 | 4 | 3.12 | 1 | -1.12 | -2 | -1.12 | 1 |

65.

| θ | 0° | 45° | 90° | 135° | 180° | 225° | 270° | 315° | 360° |
|-------------|-----------|------------|------------|-------------|-------------|-------------|-------------|-------------|-------------|
| $f(\theta)$ | 0 | -2.83 | -4 | -2.83 | 0 | 2.83 | 4 | 2.83 | 0 |

66.

| θ | 0° | 45° | 90° | 135° | 180° | 225° | 270° | 315° | 360° |
|-------------|-----------|------------|------------|-------------|-------------|-------------|-------------|-------------|-------------|
| $f(\theta)$ | -9 | -6.36 | 0 | 6.36 | 9 | 6.36 | 0 | -6.36 | -9 |

4.3 Using Trigonometric Functions

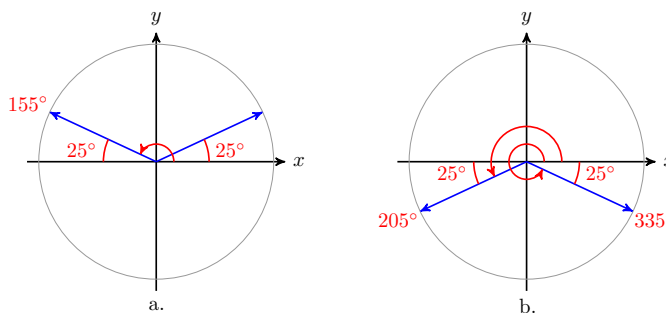
Solving Trigonometric Equations

One of the main reasons we learned about reference angles is to help us solve trigonometric equations. Remember that there are always two angles between 0° and 180° with a given sine ratio between 0 and 1.

For example, the two solutions to the equation $\sin(\theta) = 0.4226$ are 25° and 155° . That is,

$$\sin(25^\circ) = \sin(155^\circ) = 0.4226$$

These two angles are supplementary, so they have the same reference angle, as shown below.



There are also two solutions between 0° and 360° to the equation $\sin(\theta) = -0.4226$. They are the angles in the third and fourth quadrants whose reference angle is 25° , namely 205° and 335° , as shown above. But your calculator will only give you one of these angles!

Example 4.33 You are riding on the Ferris wheel we modeled in Section 4.2, where your height above ground is given as a function of θ by

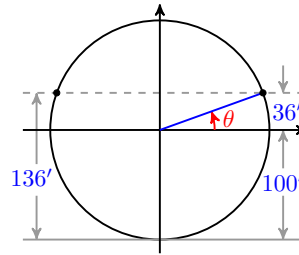
$$h = 100 + 100 \sin(\theta)$$

When your height is at least 136 feet, you can see the snow on a distant mountain range. Between what angles of rotation can you see snow?

Solution.

Look at the diagram of the Ferris wheel to see that when your height is 136 feet, the sine of the angle θ is $\frac{36}{100}$, or 0.36. The angle with sine 0.36 is

$$\sin^{-1}(0.36) = 21.1^\circ$$



And you will be able to see snow until you descend again below 136 feet. That will happen at the angle in the second quadrant with sine 0.36, namely, the second quadrant angle with reference angle 21.1° . And that angle is

$$180^\circ - 21.1^\circ = 158.9^\circ.$$

□

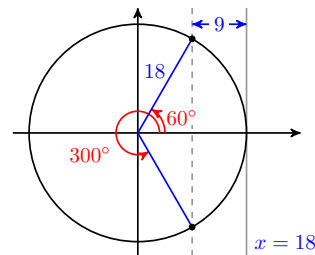
Checkpoint 4.34 Refer to the [Example](#) in Section 4.2. about the Knee Over Pedal Stem Rule. The distance between the cyclist's foot and the KOPS line is

$$d = 18 - 18 \cos(\theta)$$

At what angles is the cyclist's knee within 9 centimeters of the KOPS line?

Answer.

When the angle of the crank is between 0° and 60° , and again between 300° and 360° .



Example 4.35 Solve the equation $\sin(\theta) = -0.6428$ for angles between 0° and 360° . Round your answers to the nearest degree.

Solution. Use your calculator to evaluate

$$\sin^{-1}(-0.6428) = -40^\circ$$

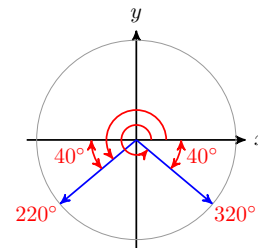
The angle -40° is in the fourth quadrant, but it is not between 0° and 360° . We need an angle that is coterminal with -40° , so we add 360° .

$$-40^\circ + 360^\circ = 320^\circ$$

Thus, one of the solutions is 320° .

The sine is also negative in the third quadrant, so there should also be a solution in the third quadrant. The reference angle for 320° is 40° , and the third-quadrant angle with reference angle 40° is 220° , as shown at right. You can check that, rounded to four decimal places, both angles satisfy the equation, that is,

$$\sin(320^\circ) = -0.6428 \quad \text{and} \quad \sin(220^\circ) = -0.6428$$



□

Note 4.36 In the previous example we found two solutions of the equation $\sin(\theta) = -0.6428$. Actually, there are infinitely many solutions -- namely, all the angles coterminal with 320° or 220° . Because we can easily find coterminal solutions by adding or subtracting multiples of 360° , when solving an equation we usually list only the solutions between 0° and 360° .

Caution 4.37 When you ask your calculator to find an angle with a given sine (or cosine or tangent), it will give you only one of the many possible answers. You must be careful to choose the appropriate answer for the situation, using reference and coterminal angles.

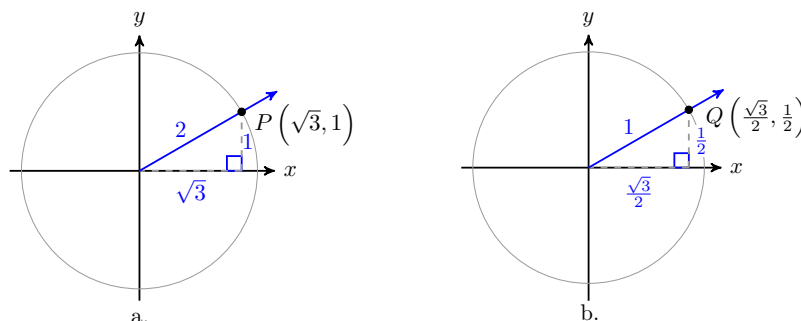
Checkpoint 4.38 Solve the equation $\tan(\theta) = -0.4$ for angles between 0° and 360° .

Answer. $338.2^\circ, 158.2^\circ$

The Unit Circle

Now that we are thinking of angles as rotations, we'll introduce a tool called the **unit circle** that will be useful as we proceed.

Figure (a) below shows an angle of 30° in standard position in a circle of radius 2. The hypotenuse of its reference triangle is the radius of the circle, so the legs of the triangle have lengths 1 and $\sqrt{3}$. The coordinates of the point P where the terminal side meets the circle are thus $(\sqrt{3}, 1)$. (You can check that these coordinates satisfy the equation of the circle, $x^2 + y^2 = 4$.)



Now consider the circle of radius 1 in Figure (b). A circle of radius 1 is called a **unit circle**. In this figure, the hypotenuse of the reference triangle for 30° has length 1. What are the coordinates of the point Q where the terminal side meets the circle? Each side of this triangle is $\frac{1}{2}$ the length of the sides of the similar triangle in Figure (a), so the coordinates of Q are $(\frac{\sqrt{3}}{2}, \frac{1}{2})$. (Once again, you should check that these coordinates satisfy the equation of the circle, $x^2 + y^2 = 1$.)

Perhaps you recognize the coordinates of the point Q . Because $r = 1$ in this circle, the definitions of the sine and cosine are

$$\cos(\theta) = \frac{x}{r} = \frac{x}{1} = x \quad \text{and} \quad \sin(\theta) = \frac{y}{r} = \frac{y}{1} = y$$

We see that the coordinates (x, y) of Q are given by $(\cos(\theta), \sin(\theta))$. We have discovered an important property of unit circles.

Angles in a Unit Circle.

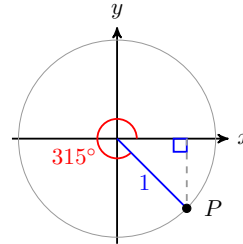
Let P be a point on a unit circle determined by the terminal side of an angle θ in standard position. Then the coordinates (x, y) of P are

given by

$$x = \cos(\theta), \quad y = \sin(\theta)$$

Example 4.39

Find the coordinates of point P on the unit circle shown at right.



Solution. The coordinates of P are given by

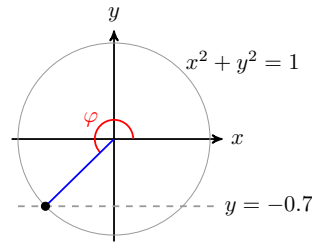
$$x = \cos(315^\circ), \quad y = \sin(315^\circ).$$

The reference angle for 315° is $360^\circ - 315^\circ = 45^\circ$, so the trig ratios of 315° are the same as the ratios for 45° , up to sign.

Because 315° is in the fourth quadrant, we have $\cos(315^\circ) = \frac{1}{\sqrt{2}}$ and $\sin(315^\circ) = \frac{-1}{\sqrt{2}}$. Thus, the coordinates of P are $\left(\frac{1}{\sqrt{2}}, \frac{-1}{\sqrt{2}}\right)$. \square

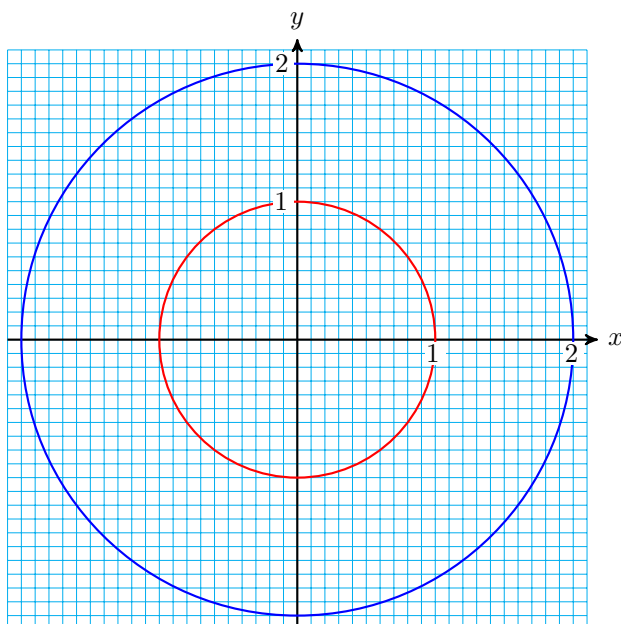
Checkpoint 4.40

Find the sine, cosine, and tangent of the angle φ shown at right.



Answer. $\sin(\varphi) = -0.7000$, $\cos(\varphi) = -0.7141$, $\tan(\varphi) = 0.9802$

Activity 4.5 Unit Circles.



- 1 Use a protractor to draw an angle 36° in standard position.
 - a Estimate the coordinates of the point P where the terminal side of the angle intersects the circle of radius $r = 2$.
 - b Calculate approximate values for $\cos(\theta)$ and $\sin(\theta)$ using the coordinates of P .
 - c Estimate the coordinates of the point Q where the terminal side of the angle intersects the circle of radius $r = 1$.
 - d Calculate approximate values for $\cos(\theta)$ and $\sin(\theta)$ using the coordinates of Q .
- 2 Use a protractor to draw an angle 107° in standard position. Repeat parts (a)-(d) for this new angle.
- 3 Use a protractor to draw an angle 212° in standard position. Repeat parts (a)-(d) for this new angle.
- 4 Use a protractor to draw an angle 325° in standard position. Repeat parts (a)-(d) for this new angle.
- 5 What do you notice about the coordinates of the point located on the unit circle by an angle and the values of the trig ratios of that angle?

Location by Coordinates

One of the most useful applications of the trigonometric ratios allows us to find distances or locations specified by angles. Starting with the definitions of sine and cosine,

$$\cos(\theta) = \frac{x}{r} \quad \text{and} \quad \sin(\theta) = \frac{y}{r}$$

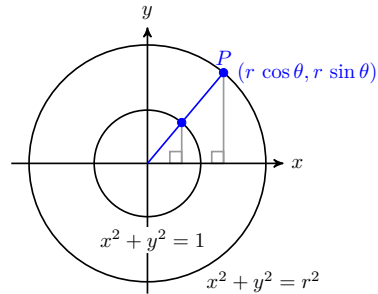
we can solve for x and y , the coordinates of points on the terminal side of the angle, and obtain the following results.

Coordinates.

If point P is located at a distance r from the origin in the direction specified by angle θ in standard position, then the coordinates of P are

$$x = r \cos(\theta) \quad \text{and} \quad y = r \sin(\theta)$$

These formulas make sense when we think of the unit circle. On a unit circle, the coordinates of a point designated by angle θ are $(\cos(\theta), \sin(\theta))$, as shown at right. On a circle of radius r , the angle θ forms a similar triangle whose dimensions are scaled up by a factor of r . In particular, the legs of the new triangle are r times larger than the original triangle.



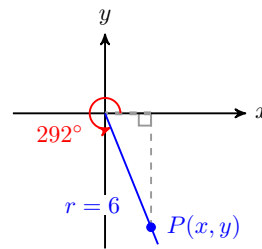
Example 4.41 Point P is located 6 centimeters from the origin in the direction of 292° . Find the coordinates of P , rounded to hundredths.

Solution.

The location of point P is shown at right. We see that $r = 6$, and we can use a calculator to evaluate $\cos(292^\circ)$ and $\sin(292^\circ)$.

$$\begin{aligned} x &= r \cos(292^\circ) & \text{and} & & y &= r \sin(292^\circ) \\ &= 6(0.3746) & & & &= 6(-0.9272) \\ &= 2.2476 & & & &= -5.5632 \end{aligned}$$

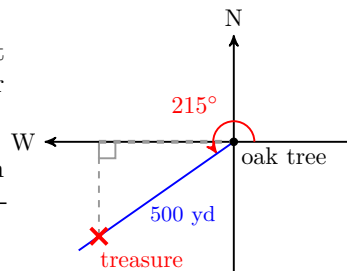
The coordinates of P are approximately $(2.25, -5.56)$.



□

Checkpoint 4.42 You find an old map that shows a buried treasure located 500 yards from the big oak tree in the direction 215° , as shown below. You don't have anything with you to measure angles, but you have your calculator.

- a Find the cosine of 215° . How far west should you walk from the big oak in order to be directly north of the treasure?
- b Find the sine of 215° . How far south should you walk from your present location before you begin digging?



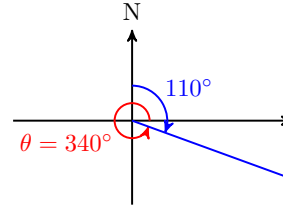
Answer.

a 409.58 yds

b 286.79 yds

Bearings

Navigational directions for ships and planes are sometimes given as **bearings**, which are angles measured clockwise from north. For example, a bearing of 110° is equivalent to an angle of -20° in standard position, or to its coterminal angle 340° , as shown at right.



From this example, we see that to convert a bearing to an angle θ in standard position, we can subtract the bearing from 90° , or

$$\theta = -\text{bearing} + 90^\circ$$

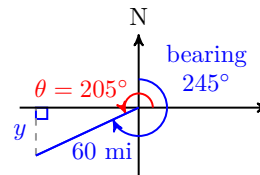
Example 4.43 Francine leaves the airport at a bearing of 245° and flies 60 miles. How far south of the airport is she at that time?

Solution. A bearing of 245° is in the same direction as an angle of

$$-245^\circ + 90^\circ = -155^\circ$$

in standard position, as shown at right, or as the coterminal angle

$$-155^\circ + 360^\circ = 205^\circ.$$



We would like the y -coordinate of Francine's position, so we calculate $y = r \sin(205^\circ)$.

$$\begin{aligned} y &= r \sin(205^\circ) \\ &= 60(-0.4226) = -25.36 \end{aligned}$$

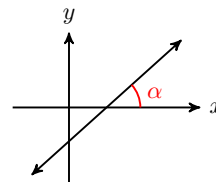
Francine is about 25.4 miles south of the airport. □

Checkpoint 4.44 Delbert leaves the airport and flies 150 miles at a bearing of 132° . How far east of the airport is he at that time?

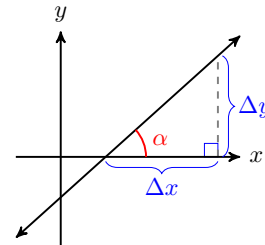
Answer. 111.5 mile

Angle of Inclination

The tangent function also has applications in measurement. The figure at right shows a line in the xy -plane. The angle α measured in the positive direction from the positive x -axis to the line is called the **angle of inclination** of the line.



Recall that the **slope** of a line is given by the ratio $m = \frac{\Delta y}{\Delta x} = \frac{\text{change in } y}{\text{change in } x}$ as we move from one point to another on the line. So, if we create a right triangle by dropping a perpendicular segment from the line to the x -axis, the ratio of sides $\frac{\text{opposite}}{\text{adjacent}}$ gives the slope of the line.



But the ratio $\frac{\text{opposite}}{\text{adjacent}}$ is also the tangent of the angle α .

Angle of Inclination.

The **angle of inclination** of a line is the angle α measured in the positive direction from the positive x -axis to the line. If the slope of the line is m , then

$$\tan(\alpha) = m$$

where $0^\circ \leq \alpha \leq 180^\circ$.

Example 4.45 Find the angle of inclination of the line $y = \frac{3}{4}x - 3$.

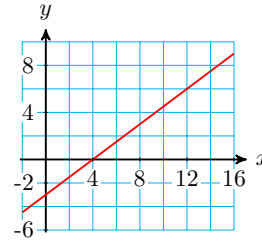
Solution.

The slope of the line is $\frac{3}{4}$. Therefore,

$$\tan(\alpha) = \frac{3}{4}$$

$$\alpha = \tan^{-1}\left(\frac{3}{4}\right) = 36.9^\circ$$

The angle of inclination is 36.9° .

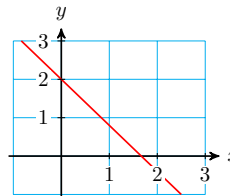


□

Checkpoint 4.46

Find the angle of inclination of the line shown at right,

$$y = -\frac{6}{5}x + 2$$



Answer. 129.8°

Thinking about slope and the angle of inclination can help us understand the graph of the tangent function.

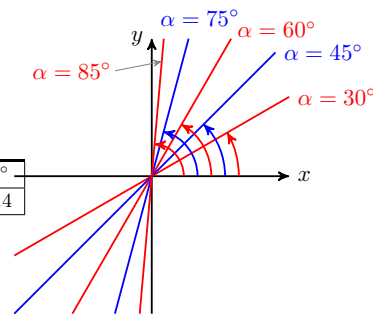
Example 4.47

- a What happens to the slope of a line as its angle of inclination α increases from 0° toward 90° ?
- b What happens to the slope of a line as its angle of inclination α decreases from 180° toward 90° ?

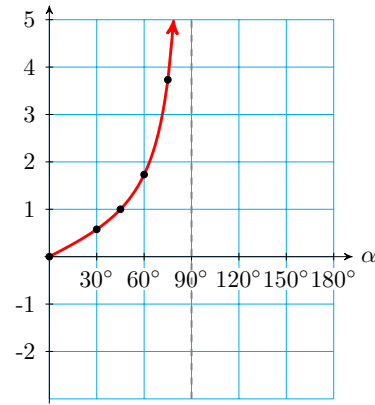
Solution.

Consider the slopes of the lines shown at right, as α increases.

| α | 0° | 30° | 45° | 60° | 75° | 85° |
|----------|-----------|------------|------------|------------|------------|------------|
| m | 0 | 0.6 | 1 | 1.7 | 3.7 | 11.4 |

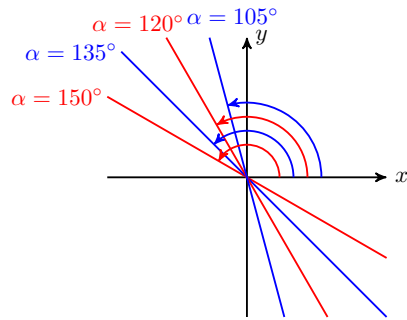


The slopes increase towards infinity as α increases. But the values of the slope m are the values of $\tan(\alpha)$, and if we plot those values against α , we see the graph of the tangent function emerging.

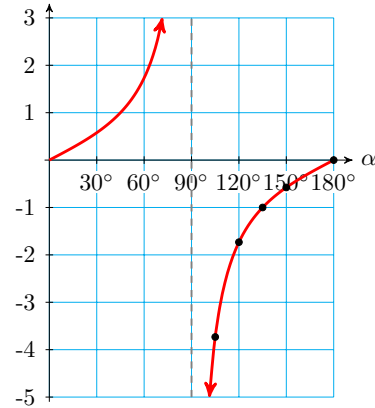


Now consider the slopes of the lines as α decreases from 180° toward 90° .

| 180° | 150° | 135° | 120° | 105° | 95° |
|-------------|-------------|-------------|-------------|-------------|------------|
| 0 | -0.6 | -1 | -1.7 | -3.7 | -11.5 |



The slopes decrease towards negative infinity as α decreases. But, as before, the values of the slope m are the values of $\tan(\alpha)$, and if we plot those values against α , we see the graph of the tangent function.



□

Checkpoint 4.48

- a What happens to the angle of inclination α of a line as its slope increases from 0 toward ∞ ?
- b What happens to the angle of inclination α of a line as its slope decreases through negative values from 0 toward $-\infty$?

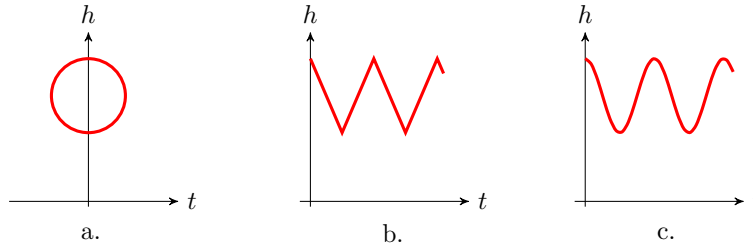
Answer.

- a The angle increases from 0° toward 90° .
- b The angle decreases from 180° toward 90°

Sinusoidal Functions

Many interesting functions have graphs shaped like sines or cosines, even though they may not be functions of angles.

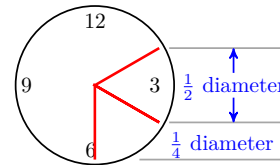
Example 4.49 Imagine a grandfather clock. As the minute hand sweeps around, the height of its tip changes with time. Which of the graphs shown below best represents the height of the tip of the minute hand as a function of time?



Solution. Figure (a) is not the graph of a function at all: It does not pass the vertical line test. That is, some values of t , such as $t = 0$, correspond to more than one value of h , which is not possible in the graph of a function.

Figure (b) shows the height of the minute hand varying between a maximum and minimum value. The height decreases at a constant rate (the graph is straight and the slope is constant) until the minimum is reached, and then increases at a constant rate.

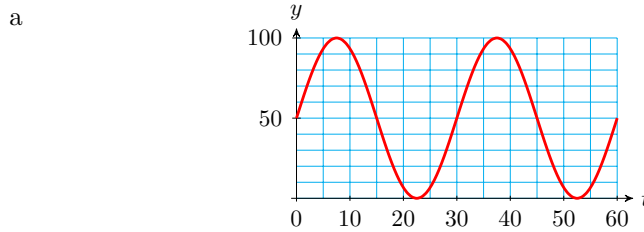
But notice that during the 10 minutes from 12:10 to 12:20 the height of the minute hand decreases about half the diameter of the clock, while from 12:20 to 12:30 the height decreases only about a quarter of the diameter of the clock, as shown at right.



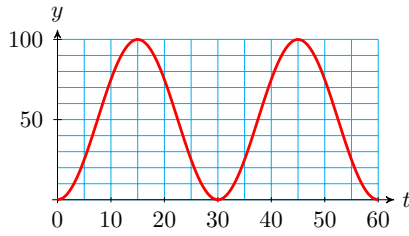
Thus the height of the minute hand does not decrease at a constant rate.

Figure (c) is the best choice. The graph is curved because the slopes are not constant. The graph is steep when the height is changing rapidly, and the graph is nearly horizontal when the height is changing slowly. The height changes slowly near the hour and the half-hour, and more rapidly near the quarter-hours. \square

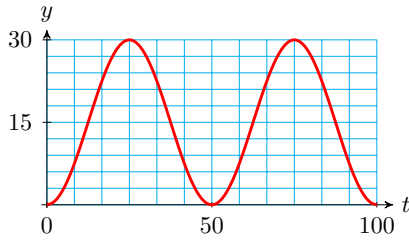
Checkpoint 4.50 As the moon revolves around the earth, the percent of the disk that we see varies sinusoidally with a period of approximately 30 days. There are eight phases, starting with the new moon, when the moon's disk is dark, followed by waxing crescent, first quarter, waxing gibbous, full moon, waning gibbous, last quarter, and waning crescent. Which graph best represents the phases of the moon?



b



c



Answer. (b)

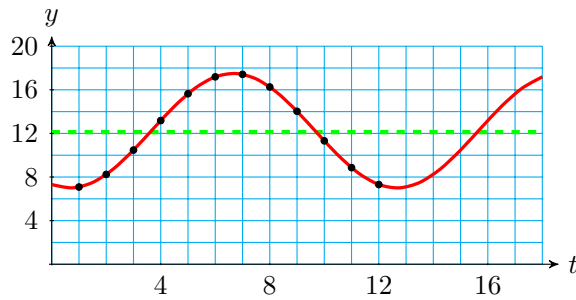
Example 4.51 The table shows the number of hours of daylight in Glasgow, Scotland on the first of each month.

| Month | Jan | Feb | Mar | Apr | May | Jun | Jul | Aug | Sep | Oct | Nov | Dec |
|----------------|-----|-----|------|------|------|------|------|------|------|------|-----|-----|
| Daylight Hours | 7.1 | 8.7 | 10.7 | 13.1 | 15.3 | 17.2 | 17.5 | 16.7 | 13.8 | 11.5 | 9.2 | 7.5 |

- a Sketch a sinusoidal graph of daylight hours as a function of time, with $t = 1$ in January.
- b Estimate the period, amplitude, and midline of the graph.

Solution.

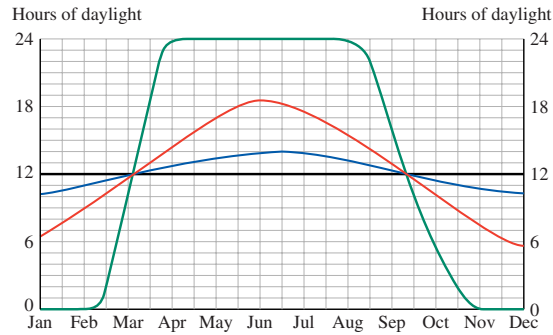
- a Plot the data points and fit a sinusoidal curve by eye, as shown below.



- b The period of the graph is 12 months. The midline is approximately $y = 12.25$, and the amplitude is approximately 5.25.

□

Checkpoint 4.52 The figure shows the number of daylight hours in Jacksonville, Florida, in Anchorage, Alaska, at the Arctic Circle, and at the Equator.



- a Which graph corresponds to each location?
- b What are the maximum and minimum number of daylight hours in Jacksonville?
- c For how long are there 24 hours of daylight per day at the Arctic Circle?

Answer.

- a From top to bottom in January: Equator, Jacksonville, Anchorage, Arctic Circle
- b 14 hours and 10 hours
- c Four months

Other Periodic Functions

There are other periodic functions besides sinusoidal functions. Any function that repeats a pattern at intervals of fixed length is periodic.

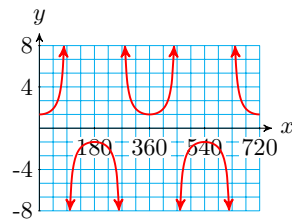
Periodic Function.

The function $y = f(x)$ is **periodic** if there is a smallest value of p such that

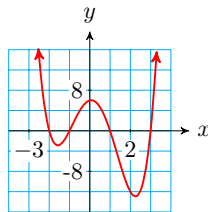
$$f(x + p) = f(x)$$

for all x . The constant p is called the **period** of the function.

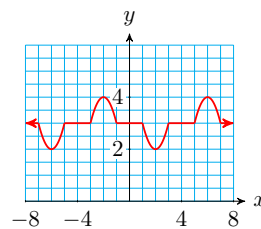
Example 4.53 Which of the functions shown below are periodic? If the function is periodic, give its period.



(a)



(b)



(c)

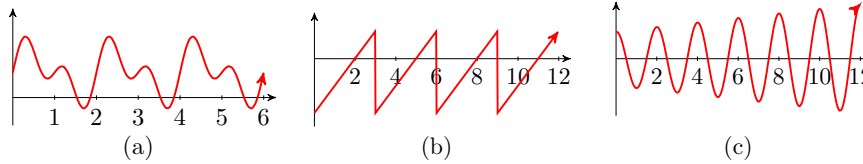
Solution.

- a This graph is periodic with period 360.
- b This graph is not periodic.

c This graph is periodic with period 8.

□

Checkpoint 4.54 Which of the functions shown below are periodic? If the function is periodic, give its period.



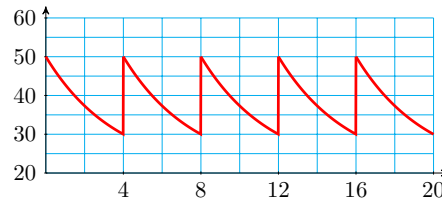
Answer.

a Period: 2

b Period: 3

c Not periodic

Example 4.55 A patient receives regular doses of medication to maintain a certain level of the drug in his body. After each dose, the patient's body eliminates a certain percent of the medication before the next dose is administered. The graph shows the amount of the drug, in milliliters, in the patient's body as a function of time in hours.



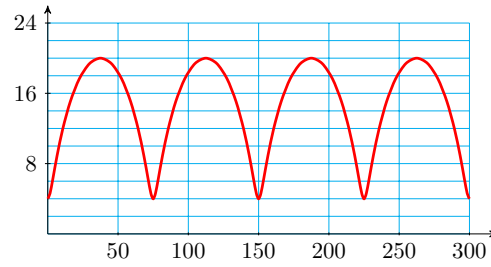
- a How much of the medication is administered with each dose?
- b How often is the medication administered?
- c What percent of the drug is eliminated from the body between doses?

Solution.

- a The medication level increase from 30 ml to 50 ml at each cycle of the graph, so 20 ml of medication are administered at each dose.
- b The medication level peaks sharply every four hours, when each new dose is administered.
- c The medication level declines by 20 ml between doses, or $\frac{20}{50} = 0.4$, or 40%

□

Checkpoint 4.56 You are sitting on your front porch late one evening, and you see a light coming down the road tracing out the path shown below, with distances in inches. You realize that you are seeing a bicycle light, fixed to the front wheel of the bike.



- a Approximately what is the period of the graph?
- b How far above the ground is the light?
- c What is the diameter of the bicycle wheel?

Answer.

- a 75 in b 4 in c 24 in
 Review the following skills you will need for this section.

Algebra Refresher 4.6

Sketch the graph. Give the equations of any vertical or horizontal asymptotes.

1 $f(x) = \frac{1}{x-2}$

4 $H(x) = \frac{-1}{(x+1)^2}$

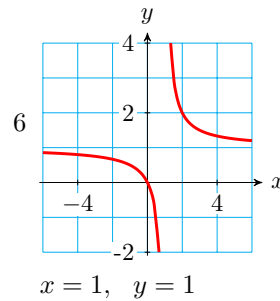
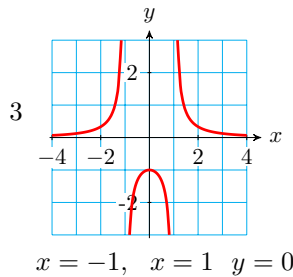
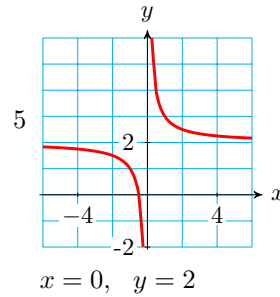
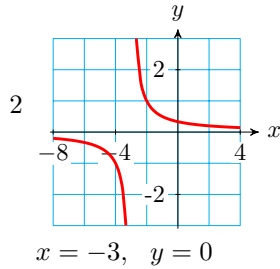
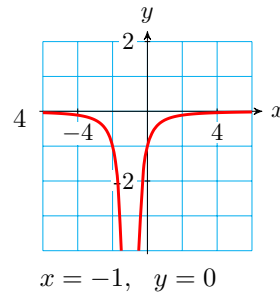
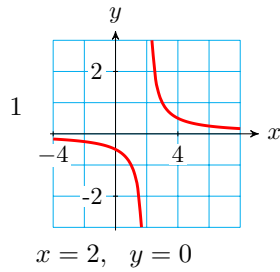
2 $g(x) = \frac{1}{x+3}$

5 $G(x) = \frac{2x+1}{x}$

3 $h(x) = \frac{1}{x^2-1}$

6 $F(x) = \frac{x}{x-1}$

Algebra Refresher Answers



Section 4.3 Summary

Vocabulary

- Angle of Inclination
- Bearings
- Period
- Unit Circle
- Periodic

Concepts

- 1 To solve an equation of the form $\sin(\theta) = k$, or $\cos(\theta) = k$, or $\tan(\theta) = k$, we can use the appropriate inverse trig key on a calculator to find one solution (or a coterminal angle.) We use reference angles to find a second solution between 0° and 360° .

2

Angles in a Unit Circle.

Let P be a point on a unit circle determined by the terminal side of an angle θ in standard position. Then the coordinates (x, y) of P are given by

$$x = \cos(\theta), \quad y = \sin(\theta)$$

3

Coordinates.

If point P is located at a distance r from the origin in the direction specified by angle θ in standard position, then the coordinates of P are

$$x = r \cos(\theta) \quad \text{and} \quad y = r \sin(\theta)$$

4 Navigational directions for ships and planes are sometimes given as **bearings**, which are angles measured clockwise from north.

5

Angle of Inclination.

The **angle of inclination** of a line is the angle α measured in the positive direction from the positive x -axis to the line. If the slope of the line is m , then

$$\tan \alpha = m$$

where $0^\circ \leq \alpha \leq 180^\circ$.

6

Periodic Function.

The function $y = f(x)$ is **periodic** if there is a smallest value of p such that

$$f(x + p) = f(x)$$

for all x . The constant p is called the **period** of the function.

Study Questions

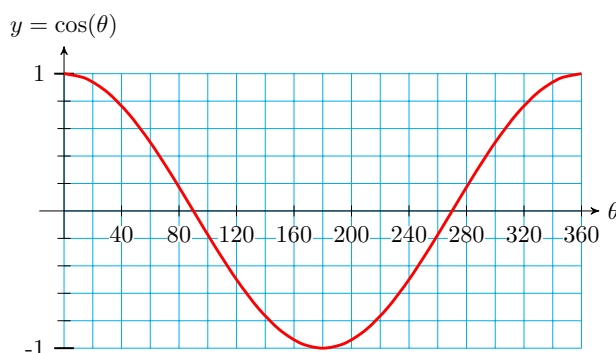
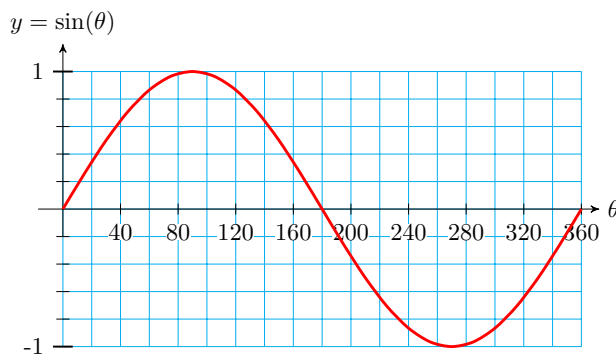
- 1 If the angle of inclination of a line is greater than 45° , what can you say about its slope?
- 2 Sketch two examples of a function with period 8: one that is sinusoidal, and one that is not.
- 3 Explain why the coordinates of points on a unit circle are given by the cosine and sine of an angle in standard position.
- 4 How are bearings measured?

Skills

- 1 Solve trigonometric equations, graphically and algebraically #1-20
- 2 Find coordinates of points on circles #21-36
- 3 Use bearings to determine position #37-42
- 4 Find and use the angle of inclination of a line #43-50
- 5 Identify periodic functions and give their periods #51-54
- 6 Sketch periodic functions #55-58
- 7 Sketch graphs to model sinusoidal functions #59-68
- 8 Analyze periodic graphs #69-7

Homework 4.3

Exercise Group. For Problems 1–8, use the graphs to estimate the solutions to the equations. Show your work on the graph.



- | | | |
|-------------------------|-------------------------|------------------------|
| 1. $\sin \theta = 0.6$ | 2. $\sin \theta = -0.8$ | 3. $\cos \theta = 0.3$ |
| 4. $\cos \theta = -0.4$ | 5. $\sin \theta = -0.2$ | 6. $\sin \theta = 1.2$ |
| 7. $\cos \theta = -0.9$ | 8. $\cos \theta = -1.1$ | |

Exercise Group. For Problems 9–14, find all solutions between 0° and 360° . Round to the nearest degree.

- | | |
|------------------------------|------------------------------|
| 9. $\tan(\theta) = 8.1443$ | 10. $\sin(\theta) = 0.7880$ |
| 11. $\cos(\theta) = 0.9205$ | 12. $\tan(\theta) = -3.4874$ |
| 13. $\sin(\theta) = -0.9962$ | 14. $\cos(\theta) = -0.0349$ |

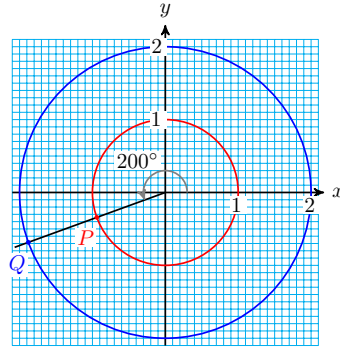
Exercise Group. For Problems 15–20, find exact values for all solutions between 0° and 360° .

- | | |
|--------------------------------------|--------------------------------------|
| 15. $\cos(\theta) = -\cos(24^\circ)$ | 16. $\tan(\theta) = -\tan(9^\circ)$ |
| 17. $\sin(\theta) = -\sin(66^\circ)$ | 18. $\cos(\theta) = -\cos(78^\circ)$ |
| 19. $\tan(\theta) = -\tan(31^\circ)$ | 20. $\sin(\theta) = -\sin(42^\circ)$ |

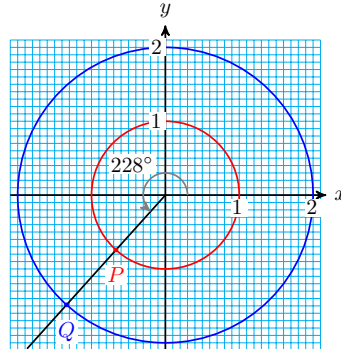
Exercise Group. For Problems 21–24,

- Use a calculator to find the coordinates of the point P . Round to hundredths.
- Find the coordinates of the point Q on the circle of radius 2.

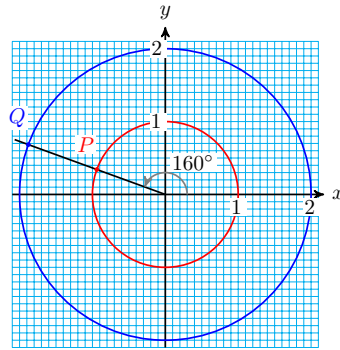
21.



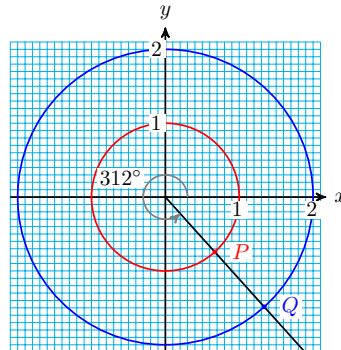
22.



23.

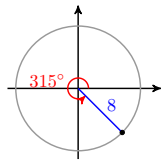


24.

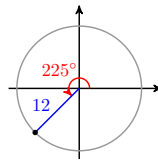


Exercise Group. For Problems 25–30, find exact values for the coordinates of the point.

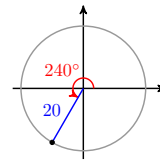
25.



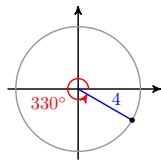
26.



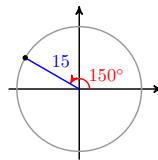
27.



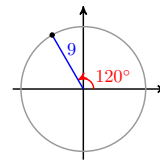
28.



29.

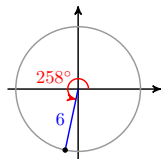


30.

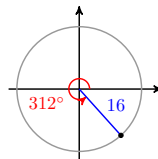


Exercise Group. For Problems 31–36, find the coordinates of the point, rounded to hundredths.

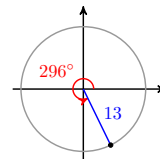
31.



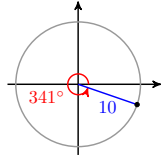
32.



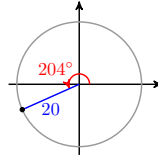
33.



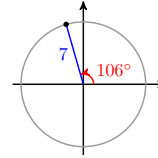
34.



35.



36.



Exercise Group. For Problems 37–41, a ship sails from the seaport on the given bearing for the given distance.

- a Make a sketch showing the ship's current location relative to the seaport.
- b How far east or west of the seaport is the ship's present location? How far north or south?

37. 36° , 26 miles

38. 124° , 80 km

39. 230° , 120 km

40. 318° , 75 miles

41. 285° , 32 km

42. 192° , 260 miles

Exercise Group. For Problems 43–46, find the angle of inclination of the line.

43. $y = \frac{5}{4}x - 3$

44. $y = 6 + \frac{2}{9}x$

45. $y = -2 - \frac{3}{8}x$

46. $y = \frac{-7}{2}x + 1$

Exercise Group. For Problems 47–50, find an equation for the line passing through the given point with angle of inclination α .

47. $(3, -5)$, $\alpha = 28^\circ$

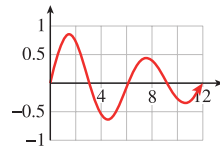
48. $(-2, 6)$, $\alpha = 67^\circ$

49. $(-8, 12)$, $\alpha = 112^\circ$

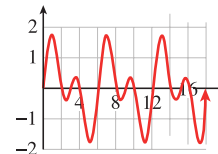
50. $(-4, -1)$, $\alpha = 154^\circ$

Exercise Group. Which of the graphs in Problems Problems 51–54 are periodic? If the graph is periodic, give its period.

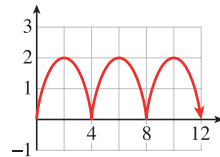
51.



52.



53.



54.



Exercise Group. For Problems 55–58, sketch a periodic function that models the situation.

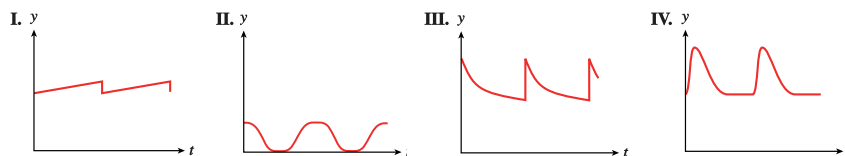
- 55. At a ski slope, the lift chairs take 5 minutes to travel from the bottom, at an elevation of 3000 feet, to the top, at elevation 4000 feet. The cable supporting the ski lift chairs is a loop turning on pulleys at a constant speed. At the top and bottom, the chairs are at a constant elevation for a few seconds to allow skiers to get on and off.

- a Sketch a graph of $h(t)$, the height of one chair at time t . Show at least two complete trips.
 - b What is the period of $h(t)$?
56. The heater in Paul's house doesn't have a thermostat; it runs on a timer. It uses 300 watts when it is running. Paul sets the heater to run from 6 am to noon, and again from 4 pm to 10 pm in the evening.
- a Sketch a graph of $P(t)$, the power drawn by the heater as a function of time. Show at least two days of heater use.
 - b What is the period of $P(t)$?
57. Francine adds water to her fish pond once a week to keep the depth at 30 centimeters. During the week the water evaporates at a constant rate of 0.5 centimeters per day.
- a Sketch a graph of $D(t)$, the depth of the water as a function of time. Show at least two weeks.
 - b What is the period of $D(t)$?
58. Erin's fox terrier, Casey, is very energetic and bounces excitedly at dinner time. Casey can jump 30 inches high, and each jump takes him 0.8 seconds.
- a Sketch a graph of Casey's height, $D(t)$, as a function of time. Show at least two jumps.
 - b What is the period of $h(t)$?

Exercise Group. For Problems 59–64, sketch a sinusoidal function that models the situation.

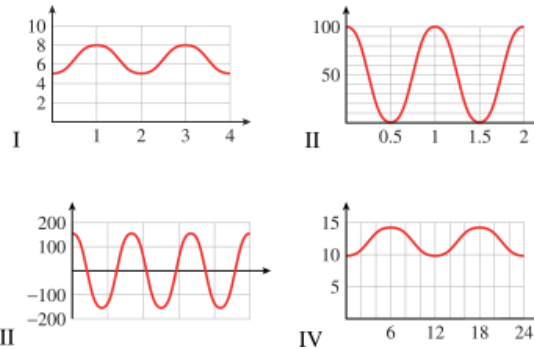
59. Delbert's bicycle wheel is 24 inches in diameter, and he has a light attached to the spokes 10 inches from the center of the wheel. It is dark, and he is cycling home slowly from work. The bicycle wheel makes one revolution every second.
- a At $t = 0$, the light is at its highest point the bicycle wheel. Sketch a graph of the light's height as a function of t .
 - b Give the period, midline, and amplitude of your graph.
60. The paddlewheel on the Delta Queen steamboat is 28 feet in diameter, and is rotating once every ten seconds. The bottom of the paddlewheel is 4 feet below the surface of the water.
- a The ship's logo is painted on the center of one of the paddlewheel blades. At $t = 0$, the logo is at the top of the wheel. Sketch a graph of the logo's height above the water as a function of t .
 - b Give the period, midline, and amplitude of your graph.
61. The population of mosquitoes at Marsh Lake is a sinusoidal function of time. The population peaks around June 1 at about 6000 mosquitoes per square kilometer, and is smallest on December 1, at 1000 mosquitoes per square kilometer.
- a Sketch a graph of $M(t)$, the number of mosquitoes as a function of the month, where $t = 0$ on January 1.

- b Give the period, midline, and amplitude of your graph.
- 62.** The height of the tide in Cabot Cove can be approximated by a sinusoidal function. At 5 am on July 23, the water level reached its high mark at the 20-foot line on the pier, and at 11 am, the water level was at its lowest at the 4-foot line.
- a Sketch a graph of $W(t)$, the water level as a function of time, from midnight on July 23 to midnight on July 24.
- b Give the period, midline, and amplitude of your graph.
- 63.** The average daily maximum temperature in Stockholm, Sweden is 30°F in January and 72°F in July.
- a Sketch a sinusoidal graph of $S(t)$, the average maximum temperature in Stockholm as a function of time, for one year.
- b Give the period, midline, and amplitude of your graph.
- 64.** The average daily maximum temperature in Riyadh, Saudi Arabia is 86°F in January and 113°F in July.
- a Sketch a sinusoidal graph of $R(t)$, the average maximum temperature in Riyadh as a function of time, for one year.
- b Give the period, midline, and amplitude of your graph.
- 65.** Each situation describes a periodic function. Match each situation with the appropriate graph.
- a When the heart contracts, blood pressure in the arteries rises rapidly to a peak (systolic blood pressure) and then falls off quickly to a minimum (diastolic blood pressure). Blood pressure is a function of time.
- b After an injection is given to a patient, the amount of the drug present in his bloodstream decreases over time. The patient receives injections at regular intervals to restore the drug level to the prescribed level. The amount of the drug present is a function of time.
- c The monorail shuttle train between the north and south terminals at Gatwick Airport departs from the south terminal every 12 minutes. The distance from the train to the south terminal is a function of time.
- d Delbert gets a haircut every two weeks. The length of his hair is a function of time.



- 66.** Match each of the following situations with an appropriate graph below.
- a The number of hours of daylight in Salt Lake City varies from a minimum of 9.6 hours on the winter solstice to a maximum of 14.4 hours on the summer solstice.

- b A weight is 6.5 feet above the floor, suspended from the ceiling by a spring. The weight is pulled down to 5 feet above the floor and released, rising past 6.5 feet in 0.5 seconds before attaining its maximum height of feet. Neglecting the effects of friction, the height of the weight will continue to oscillate between its minimum and maximum height.
- c The voltage used in U.S. electrical current changes from 155V to $-155V$ and back 60 times each second.
- d Although the moon is spherical, what we see from earth looks like a disk, sometimes only partly visible. The percentage of the moon's disk that is visible varies between 0 (at new moon) to 100 (at full moon).

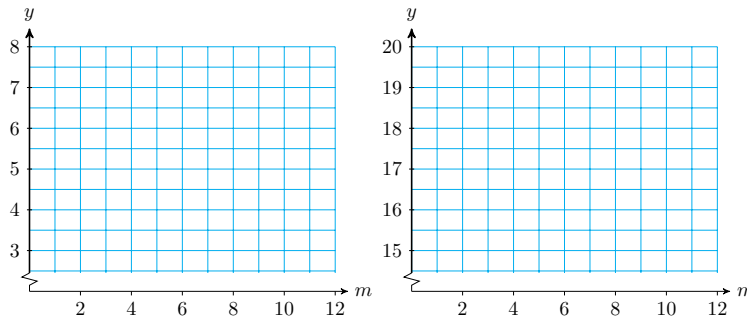


67. The table shows sunrise and sunset times in Los Angeles on the fifteenth of each month.

| Month | Oct | Nov | Dec | Jan | Feb | Mar |
|---------|---------|---------|---------|---------|---------|---------|
| Sunrise | 5 : 58 | 6 : 26 | 6 : 51 | 6 : 59 | 6 : 39 | 6 : 04 |
| Sunset | 17 : 20 | 16 : 50 | 16 : 45 | 17 : 07 | 17 : 37 | 18 : 01 |

| Month | Apr | May | Jun | Jul | Aug | Sep |
|---------|---------|---------|---------|---------|---------|---------|
| Sunrise | 5 : 22 | 4 : 52 | 4 : 42 | 4 : 43 | 5 : 15 | 5 : 37 |
| Sunset | 18 : 25 | 18 : 48 | 19 : 07 | 19 : 05 | 18 : 40 | 18 : 00 |

- a Use the left-hand grid to plot the sunrise times and sketch a sinusoidal graph through the points.
- b Use the right-hand grid to plot the sunset times and sketch a sinusoidal graph through the points.



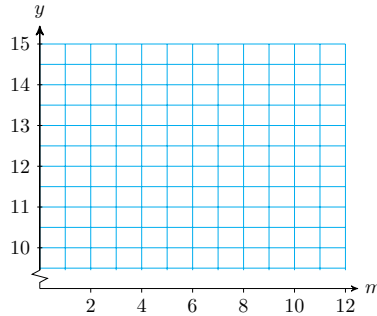
68.

- a Use the data from Problem 67 to complete the table with the hours of sunlight in Los Angeles on the fifteenth of each month.

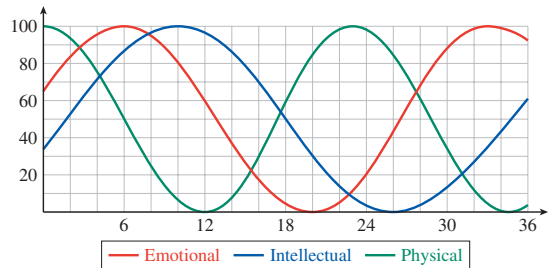
| | | | | | | |
|-------------------|-----|-----|-----|-----|-----|-----|
| Month | Oct | Nov | Dec | Jan | Feb | Mar |
| Hours of Daylight | | | | | | |

| | | | | | | |
|-------------------|-----|-----|-----|-----|-----|-----|
| Month | Apr | May | Jun | Jul | Aug | Sep |
| Hours of Daylight | | | | | | |

b Plot the daylight hours and sketch a sinusoidal graph through the points.

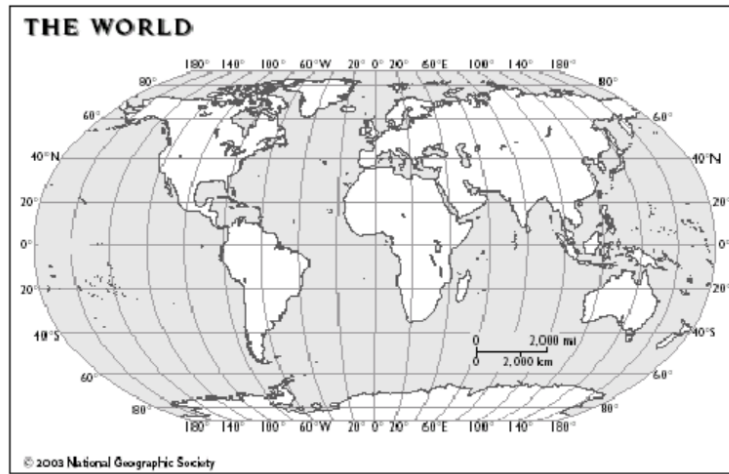


69. Many people who believe in astrology also believe in biorhythms. The graph shows an individual's three biorhythms, physical, emotional, and intellectual, for 36 days, from $t = 0$ on September 30 to November 5.



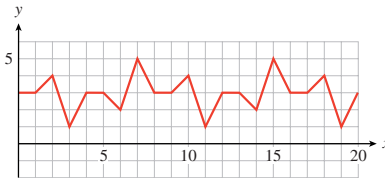
- a Find the dates of highest and lowest activity for each biorhythm during the month of October.
- b Find the period of each biorhythm in days.
- c On the day of your birth, all three biorhythms are at their maximum. How old will you be before all three are again at the maximum level?

70. The path of a satellite orbiting above the earth makes a sinusoidal graph on a map of the earth, with its midline at the equator. On the map on the next page, sketch a graph for a satellite that orbits the earth every 90 minutes, and strays no farther than 4000 km from the equator. (One degree of latitude is equal to 111 kilometers.) The satellite passes over the spot 0° latitude and 0° longitude at time $t = 0$. Label a scale on the equator to serve as a time axis for your graph.



71.

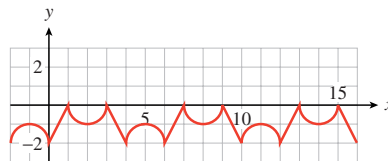
- a Is the function shown periodic? If so, what is its period? If not, explain why not.



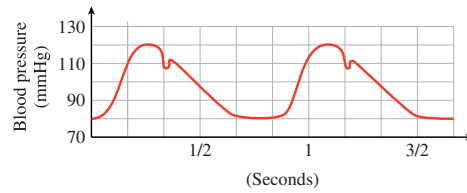
- b Compute the difference between the maximum and minimum function values. Sketch in the midline of the graph.
- c Find the smallest positive value of k for which $f(x) = f(x + k)$ for all x .
- d Find the smallest positive values of a and b for which $f(b) - f(a)$ is a maximum.

72.

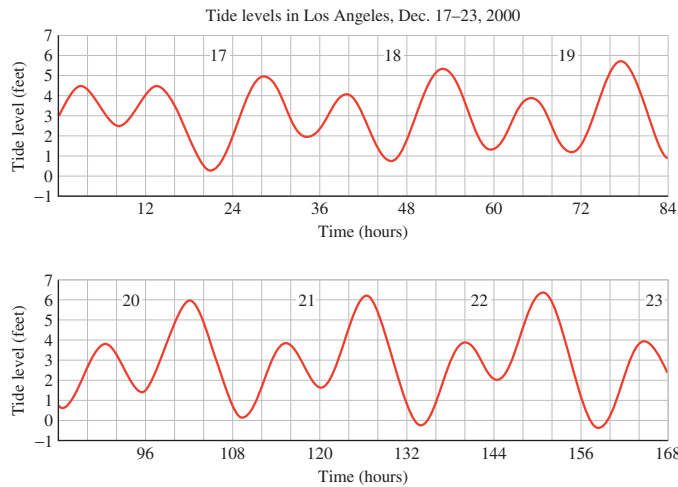
- a Find the period, the maximum and minimum values, and the midline of the graph of $y = f(x)$ shown.



- b Sketch a graph of $y = 2f(x)$.
- c Sketch a graph of $y = 2 + f(x)$.
- d Modify the graph of $f(x)$ so that the period is twice its current value.
73. The graph shows arterial blood pressure, measured in millimeters of mercury (mmHg), as a function of time.

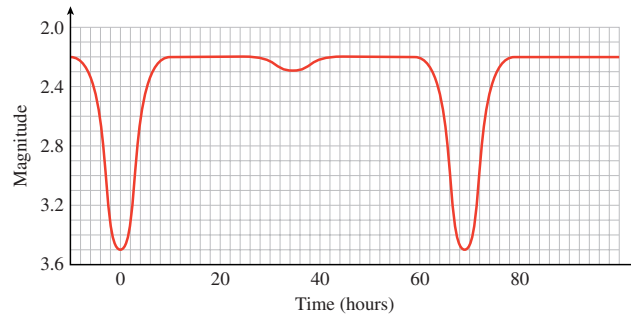


- a What are the maximum (systolic) and minimum (diastolic) pressures? The pulse pressure is the difference of systolic and diastolic pressures. What is the pulse pressure?
 - b The mean arterial pressure is the diastolic pressure plus one-third of the pulse pressure. Calculate the mean arterial pressure, and draw a horizontal line on the graph at that pressure.
 - c The blood pressure graph repeats its cycle with each heartbeat. What is the heart rate, in beats per minute, of the person whose blood pressure is shown in the graph?
74. Here is a tide chart for Los Angeles for the week of December 17–23, 2000. The horizontal axis shows time in hours, with $t = 12$ corresponding to noon on December 17. The vertical axis shows the height of the tide in feet above mean sea level.

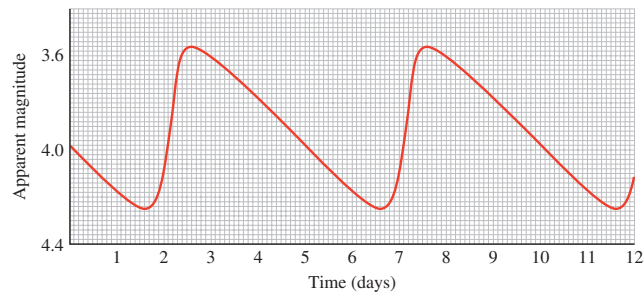


- a High tides occurred at 3:07 am and 2:08 pm on December 17, and low tides at 8:41 am and 9:02 pm. Estimate the heights of the high and low tides on that day.
 - b Is tide height a periodic function of time? Use the information from part (a) to justify your answer.
 - c Make a table showing approximate times and heights for the high tides throughout the week. Make a similar table for the low tides.
 - d Describe the trend in the heights of the high tides over the week. Describe the trend in the heights of the low tides.
 - e What is the largest height difference between consecutive high and low tides during the week shown? When does it occur?
75. The apparent magnitude of a star is a measure of its brightness as seen from earth. Smaller values of apparent magnitude correspond to brighter

stars. The graph below, called a light curve, shows the apparent magnitude of the star Algol as a function of time. Algol is actually a system of two stars, a bright principal star and its dimmer companion, in orbit around each other. As each star passes in front of the other it eclipses some of the light that reaches earth.



- The light curve is periodic. What is its period?
 - What is the range of apparent magnitudes of the Algol system?
 - Explain the large and small dips in the light curve. What is happening to cause the dips?
- 76.** Some stars, called Cepheid variable stars, appear to pulse, getting brighter and dimmer periodically. The graph shows the light curve for the star Delta Cephei.



- What is the period of the graph?
- What is the range of apparent magnitudes for Delta Cephei?

4.4 Chapter 4 Summary and Review

Key Concepts

- We can use angles to describe rotation. Positive angles indicate rotation in the counter-clockwise direction; negative angles describe clockwise rotation.
- We define the trigonometric ratios of any angle by placing the angle in standard position and choosing a point on the terminal side, with $r = \sqrt{x^2 + y^2}$.

The Trigonometric Ratios.

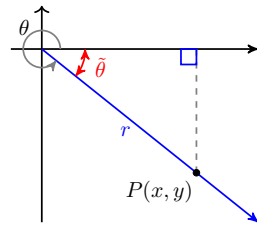
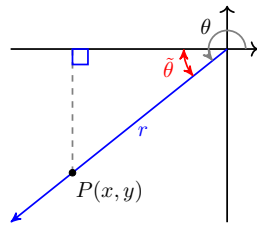
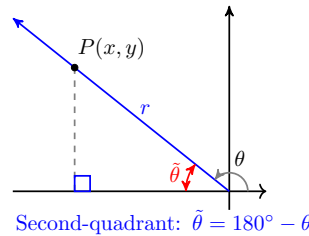
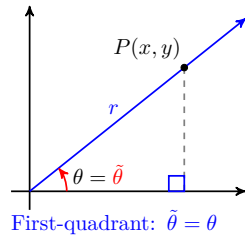
If θ is an angle in standard position, and (x, y) is a point on its terminal side, with $r = \sqrt{x^2 + y^2}$, then

$$\sin \theta = \frac{y}{r} \quad \cos \theta = \frac{x}{r} \quad \tan \theta = \frac{y}{x}$$

3 To construct a reference triangle for an angle :

- 1 Choose a point P on the terminal side.
- 2 Draw a line from point P perpendicular to the x -axis.

4 The **reference angle** for θ is the positive acute angle formed between the terminal side of θ and the x -axis.

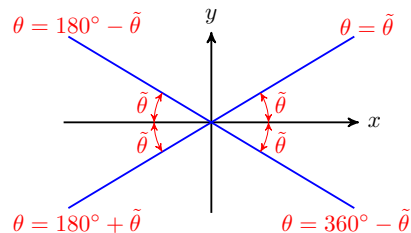


5 The trigonometric ratios of any angle are equal to the ratios of its reference angle, except for sign. The sign of the ratio is determined by the quadrant.

6

To find an angle θ with a given reference angle $\tilde{\theta}$.

| | | | |
|---------------|---------------------------------------|--------------|---------------------------------------|
| Quadrant I: | $\theta = \tilde{\theta}$ | Quadrant II: | $\theta = 180^\circ - \tilde{\theta}$ |
| Quadrant III: | $\theta = 180^\circ + \tilde{\theta}$ | Quadrant IV: | $\theta = 360^\circ - \tilde{\theta}$ |



7 There are always two angles between 0° and 360° (except for the quadrantal angles) with a given trigonometric ratio.

8 **Coterminal angles** have equal trigonometric ratios.

- 9 To solve an equation of the form $\sin \theta = k$, or $\cos \theta = k$, or $\tan \theta = k$, we can use the appropriate inverse trig key on a calculator to find one solution (or a coterminal angle.) We use reference angles to find a second solution between 0° and 360° .

10

Angles in a Unit Circle.

Let P be a point on a unit circle determined by the terminal side of an angle θ in standard position. Then the coordinates (x, y) of P are given by

$$x = \cos \theta, \quad y = \sin \theta$$

11

Coordinates.

If point P is located at a distance r from the origin in the direction specified by angle θ in standard position, then the coordinates of P are

$$x = r \cos \theta \quad \text{and} \quad y = r \sin \theta$$

- 12 Navigational directions for ships and planes are sometimes given as **bearings**, which are angles measured clockwise from north.
- 13 Periodic functions are used to model phenomena that exhibit cyclical behavior.
- 14 The trigonometric ratios $\sin \theta$ and $\cos \theta$ are functions of the angle θ .
- 15 The **period** of the sine function is 360° . Its **midline** is the horizontal line $y = 0$, and the **amplitude** of the sine function is 1.
- 16 The graph of the cosine function has the same period, midline, and amplitude as the graph of the sine function. However, the locations of the intercepts and of the maximum and minimum values are different.
- 17 We use the notation $y = f(x)$ to indicate that y is a function of x , that is, x is the input variable and y is the output variable.
- 18 The tangent function has period 180° . It is undefined at odd multiples of 90° , and is increasing on each interval of its domain.

19

Angle of Inclination.

The **angle of inclination** of a line is the angle α measured in the positive direction from the positive x -axis to the line. If the slope of the line is m , then

$$\tan \alpha = m$$

where $0^\circ \leq \alpha \leq 180^\circ$.

Amplitude, Period, and Midline.

- 20 1 The graph of
- $$y = A \cos \theta \quad \text{or} \quad y = A \sin \theta$$
- has amplitude $|A|$.
- 2 The graph of
- $$y = \cos B\theta \quad \text{or} \quad y = \sin B\theta$$
- has period $\frac{360^\circ}{|B|}$.
- 3 The graph of
- $$y = k + \cos \theta \quad \text{or} \quad y = k + \sin \theta$$
- has midline $y = k$.

- 21 The graph of $y = k + A \sin B\theta$ has amplitude A , period $\frac{360^\circ}{B}$, and midline $y = k$. The same is true for the graph of $y = k + A \cos B\theta$.
- 22 Functions that have graphs shaped like sines or cosines are called **sinusoidal**.
- 23

Periodic Function.

The function $y = f(x)$ is **periodic** if there is a smallest value of p such that

$$f(x + p) = f(x)$$

for all x . The constant p is called the **period** of the function.

Chapter 4 Review Problems

1. The London Eye, the world's largest Ferris wheel, completes one revolution every 30 minutes. By how many degrees will it rotate in 1 minute?
2. The London Eye in Problem 1 has 32 cabins evenly spaced along the wheel. If the cabins are numbered consecutively from 1 to 32, what is the angular separation between cabins number 1 and number 15?

Exercise Group. For Problems 3–4, find two angles, one positive and one negative, that are coterminal with the given angle.

3.

- a 510° b 600° c -200° d -700°

4.

- a -380° b -423° c 187° d 1000°

Exercise Group. For the angles in Problems 5–6, state the corresponding quadrant and reference angle. Give three other angles with the same reference angle, one for each of the other three quadrants. Sketch all four angles.

5.

- a -300° b -25° c 100° d 250°

6.

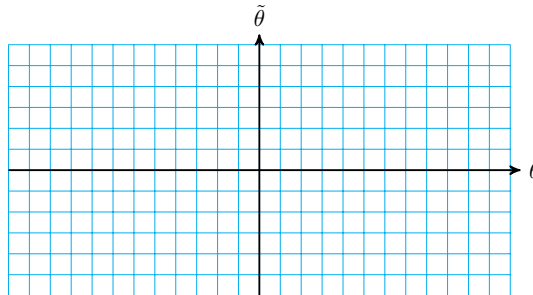
- a 430° b -590° c -95° d 1050°

7. Let $\tilde{\theta} = f(\theta)$ be the function that gives the reference angle of θ . For example, $f(110^\circ) = 70^\circ$ because the reference angle for 110° is 70° .

a Fill in the table of values.

| θ | 0° | 30° | 60° | 90° | 120° | 150° | 180° | 210° | 240° | 270° | 300° | 330° | 360° |
|-------------|-----------|------------|------------|------------|-------------|-------------|-------------|-------------|-------------|-------------|-------------|-------------|-------------|
| $f(\theta)$ | | | | | | | | | | | | | |

b Choose appropriate scales for the axes and graph the function for $-360^\circ \leq \theta \leq 360^\circ$.



8. Let $\tilde{\theta} = f(\theta)$ be the function that gives the reference angle of θ . (See Problem 7.) Is f a periodic function? If so, give its period, midline, and amplitude. If not, explain why not.

Exercise Group. For Problems 9–20, solve the equation exactly for $0^\circ \leq \theta \leq 360^\circ$.

9. $\sin \theta = \frac{-1}{2}$

10. $\cos \theta = \frac{-1}{\sqrt{2}}$

11. $2 \cos \theta + 1 = 0$

12. $5 \sin \theta + 5 = 0$

13. $\tan \theta - 1 = 0$

14. $\sqrt{3} + 3 \tan \theta = 0$

15. $\cos \theta = \cos(-23^\circ)$

16. $\sin \theta = \sin(370^\circ)$

17. $\tan \theta = \tan 432^\circ$

18. $\tan \theta = \tan(-6^\circ)$

19. $\sin \theta + \sin 83^\circ = 0$

20. $\cos \theta + \cos 429^\circ = 0$

Exercise Group. For Problems 21–26, solve the equation for $0^\circ \leq \theta \leq 360^\circ$. Round your answers to two decimal places.

21. $3 \sin \theta + 2 = 0$

22. $5 \cos \theta + 4 = 0$

23. $\frac{2}{3} \tan \theta + 1 = 0$

24. $-4 \tan \theta + 12 = 0$

25. $4 = 8 \cos \theta + 9$

26. $-3 = 6 \sin \theta - 5$

Exercise Group. For Problems 27–32, find the coordinates of the point where the terminal side of angle θ in standard position intersects the circle of radius r centered at the origin. Round your answers to two decimal places.

27. $\theta = 193^\circ$, $r = 10$

28. $\theta = -12^\circ$, $r = 20$

29. $\theta = 92^\circ$, $r = 8$

30. $\theta = 403^\circ$, $r = 6$

31. $\theta = -341^\circ$, $r = 3$

32. $\theta = -107^\circ$, $r = 20$

33. If you follow a bearing of 190° for 10 miles, how far south and how far west are you from your starting point? Round to two decimal places.
34. A child releases a balloon, which then follows a bearing of 84° for 150 meters. How far east and how far north is the balloon from where it was released? Round to the nearest meter.

Exercise Group. For Problems 35–38, write the equation of a sine or cosine function with the given properties and sketch the graph, including at least one period.

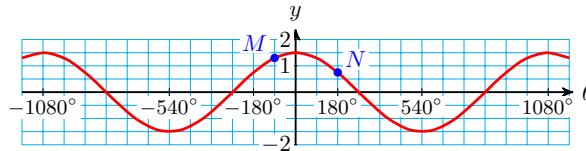
35. Amplitude 7, midline $y = 4$, period 2, y -intercept 4
36. Amplitude 100, midline $y = 50$, period 12, y -intercept 100
37. Maximum point at $(90^\circ, 24)$ and minimum point at $(270^\circ, 10)$
38. Horizontal intercept at 180° , maximum points at $(0^\circ, 5)$ and $(360^\circ, 5)$

Exercise Group. For Problems 39–42, evaluate the expression for $f(\theta) = \sin \theta$ and $g(\theta) = \cos \theta$.

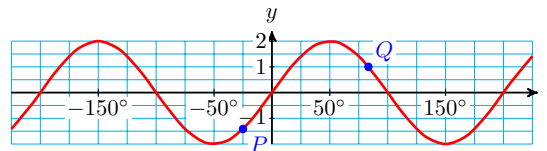
39. $2f(\theta)g(\theta)$ for $\theta = 30^\circ$
40. $f\left(\frac{\theta}{2}\right)$ for $\theta = 120^\circ$
41. $g(4\theta) - f(2\theta)$ for $\theta = 15^\circ$
42. $\frac{1 - g(2\theta)}{2}$ for $\theta = 45^\circ$

Exercise Group. For Problems 43–46, write an equation for the given graph, and give the exact coordinates of the labeled points.

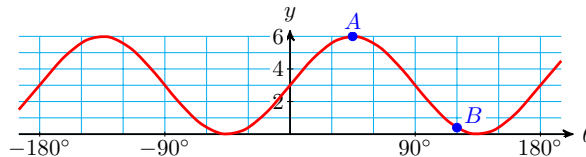
43.



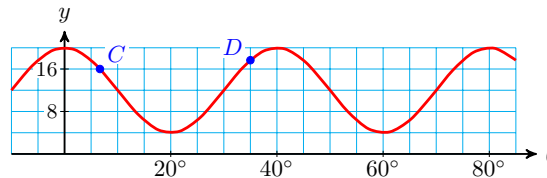
44.



45.



46.



47. Every 24 hours Delbert takes 50 mg of a therapeutic drug. The level of that drug in Delbert's bloodstream immediately jumps to its peak level of 60 mg, but the level diminishes to its lowest level of 10 mg just before the

next dose.

- a Sketch a graph of $d(t)$, the amount of the drug in Delbert's blood-stream after one of his doses, Show at least three doses.
- b What is the period of $d(t)$?
48. A water fountain has water trickling into a container, but once the container is full, it tilts and the water pours quickly out. Then the container tilts back and starts to fill again. The container is filled 5 times every minute.
- a Sketch a graph of $h(t)$, the height of water in the container at time t . Show at least two complete fill-and-empty cycles.
- b What is the period of $h(t)$?
49. Henry is watching Billie ride a carousel. He stands 2 meters from the carousel, which has a diameter of 10 meters. He notices that she passes by him three times each minute.
- a Sketch a graph of $f(t)$, the distance between Henry and Billie at time t . Show at least two complete circuits.
- b What is the period of $f(t)$?
50. An ant walks at constant unit speed (1 unit of distance per second) along the triangle with vertices at $(0, 0)$, $(1, 1)$, and $(0, 1)$.
- a How far does the ant need to walk to get from $(0, 0)$ to $(1, 1)$? From $(1, 1)$ to $(0, 1)$? From $(0, 1)$ to $(0, 0)$?
- b Sketch a graph of $g(t)$, the ant's y -coordinate at time t . Show at least two circuits around the triangle.
- c What is the period of $g(t)$?

Exercise Group. For Problems 51–54,

- a Graph the function.
- b State the amplitude, period, and midline of the function.
51. $y = 4 + 2 \cos \theta$ 52. $y = -1 + 3 \cos \theta$
53. $y = 1.5 + 3.5 \sin 2\theta$ 54. $y = 1.6 + 1.4 \sin(0.5\theta)$

Exercise Group. For Problems 55–58, find the angle of inclination of the line.

55. $y = \frac{\sqrt{3}}{3}x + 1$ 56. $y = -x - 11$
57. $y = 100 - 28x$ 58. $y = -3.7 + 1.4x$

Exercise Group. For Problems 59–62, find an equation for the line passing through the given point with angle of inclination α .


59. $(0, 2)$, $\alpha = 45^\circ$ 60. $(4, 0)$, $\alpha = 135^\circ$
61. $(3, -4)$, $\alpha = 120^\circ$ 62. $(-7, 2)$, $\alpha = 60^\circ$
63. Sketch the graphs of $y = \tan \theta$ and $y = \cos \theta$ on the same grid for $-180^\circ < \theta < 180^\circ$. How are the θ -intercepts of the graph of $y = \cos \theta$ related to the graph of $y = \tan \theta$?

64. Sketch the graphs of $y = \tan \theta$ and $y = \sin \theta$ on the same grid for $-180^\circ < \theta < 180^\circ$. How are the θ -intercepts of the graph of $y = \sin \theta$ related to the graph of $y = \tan \theta$?

Chapter 5

Equations and Identities

- Algebra with Trigonometric Ratios
- Solving Equations
- Trigonometric Identities



U F 9 7 6 2 1 2 0 4
 1 L 10 0 4 < 2 2 6 U
 3 7 7 0 2 7 2 0 U 4
 S 1 3 1 0 0 0

| | | | | | | | | | |
|---|---|----|---|---|---|---|---|---|---|
| U | F | 9 | 7 | 6 | 2 | 1 | 2 | 0 | 4 |
| 1 | L | 10 | 0 | 4 | < | 2 | 2 | 6 | U |
| 3 | 7 | 7 | 0 | 2 | 7 | 2 | 0 | U | 4 |
| S | 1 | 3 | 1 | 0 | 0 | 0 | 0 | 0 | 0 |

朝辞白帝彩云间
 朝辭白帝彩雲間
 朝に辞す白帝彩雲の間
 아침 일찍 구름 낀 백제성을 떠나

रा ಎನ್ನೆ ರಾಶಿದೋಷಗಳೆಲ್ಲ ದಹಿಸುವ
 ಘ ಎನ್ನೆ ಘನಜ್ಞಾನಭಕುತಿಯಿವ
 ವೇಂ ಎನ್ನೆ ವೇಗದಿ ಜನನಮರಣ ದೂರ
 ದ್ರ ಎನ್ನೆ ದ್ರವಿಣಾರ್ಥ ಶ್ರುತಿಪಾದ್ಯನ ಕಾಂಬ

تاروں سے آگے جہاں اُور بھی ہیں
 تھی زندگی سے نہیں یہ فضا ہیں
 قناعت نہ کر عالم رنگ و بو پر
 اگر کھولیا ایک نشیمن تو کیسا عجم
 تو شایہ ہے پرواز ہے کام تیرا
 اسی روز و شب میں اُلجھ کر نہ رہ جا

ابھی بھرتی کے آسمان اُور بھی ہیں
 یہاں سینکڑوں کارواں اُور بھی ہیں
 چمن اُور بھی آسٹھیاں اُور بھی ہیں
 مقامات آہ و فغاں اُور بھی ہیں
 تر سے سامنے آسمان اُور بھی ہیں
 کہ تیرے زمان و مکان اُور بھی ہیں

golf ball is given in feet by the expression $-16t^2 + 64t$, where t is the number of seconds after the ball is hit.

- We **evaluate** an expression by substituting a specific value for the variable or variables involved. Thus, after 1 second, the height of the golf ball is

$$-16(\mathbf{1})^2 + 64(\mathbf{1}) = -16 + 64 = 48 \text{ feet}$$

and after 2 seconds, the height is

$$-16(\mathbf{2})^2 + 64(\mathbf{2}) = -64 + 128 = 64 \text{ feet}$$

and so on.

Evaluating Trigonometric Expressions

Trigonometric ratios represent numbers, and they may appear as part of an algebraic expression. Expressions containing trig ratios can be simplified or evaluated like other algebraic expressions.

Note 5.1 Keep in mind that $\sin(X)$, for example, is not a product: it does *not* mean "sin times X" (whatever that might be). Instead, "sin" is the name of a function, and $\sin(X)$ means to evaluate the sine function at X. Thus, $\sin(X)$ is a single number, the output of the sine function.

Example 5.2 Evaluate each expression for $X = 30^\circ$ and $Y = 135^\circ$.

a $2 \tan(Y) + 3 \sin(X)$

b $6 \tan(X) \cos(Y)$

Solution.

a Substituting the values for X and Y , we get

$$2 \tan(\mathbf{135^\circ}) + 3 \sin(\mathbf{30^\circ})$$

Next, we evaluate each trig ratio and follow the order of operations.

$$\begin{aligned} 2 \tan(\mathbf{135^\circ}) + 3 \sin(\mathbf{30^\circ}) &= 2(-1) + 3\left(\frac{1}{2}\right) \\ &= -2 + \frac{3}{2} = \frac{-1}{2} \end{aligned}$$

b This expression includes the product of two trig ratios, $\tan(X) \cos(Y)$.

$$\begin{aligned} 6 \tan(X) \cos(Y) &= 6 \tan(\mathbf{30^\circ}) \cos(\mathbf{135^\circ}) \\ &= 6 \left(\frac{1}{\sqrt{3}} \right) \left(\frac{-1}{\sqrt{2}} \right) \\ &= \frac{-6}{\sqrt{6}} = -\sqrt{6} \end{aligned}$$

□

Checkpoint 5.3 Evaluate each expression for $X = 30^\circ$, $Y = 60^\circ$.

a $4 \sin(3X + 45^\circ)$

b $1 - \cos(4Y)$

Answer.

a $2\sqrt{2}$

b $\frac{3}{2}$

Caution 5.4 In the previous Exercise, $\sin(3X + 45^\circ)$ is *not* equal to $\sin(3X) + \sin(45^\circ)$. That is,

$$\sin(90^\circ + 45^\circ) \neq \sin(90^\circ) + \sin(45^\circ)$$

(You can check this for yourself.) We must follow the order of operations and evaluate the expression $3X + 45^\circ$ inside parentheses before applying the sine function.

Simplifying Trigonometric Expressions

Because expressions such as $\sin(x)$ and $\tan(\theta)$ are just variables, we can use algebra skills to simplify expressions involving the trig functions. For the rest of this section, we'll try to illustrate all the skills you will need going forward with your study of trigonometry.

More Algebra.

When we **simplify** an algebraic expression, we obtain a new expression that has the same values as the old one, but is easier to work with. For example, we can apply the distributive law and combine like terms to simplify

$$\begin{aligned} 2x(x - 6) + 3(x + 2) &= 2x^2 - 12x + 3x + 6 \\ &= 2x^2 - 9x + 6 \end{aligned}$$

The new expression is **equivalent** to the old one, that is, the expressions have the same value when we evaluate them at any value of x . For instance, you can check that, at $x = 3$,

$$\begin{aligned} 2(\mathbf{3})(\mathbf{3} - 6) + 3(\mathbf{3} + 2) &= 6(-3) + 3(5) = -3 \\ \text{and} \quad 2(\mathbf{3})^2 - 9(\mathbf{3}) + 6 &= 18 - 27 + 6 = -3 \end{aligned}$$

To simplify an expression containing trig ratios, we treat each ratio as a single variable. Compare the two calculations below:

$$\begin{aligned} 8xy \quad - 6xy \quad &= 2xy \\ 8 \cos(\theta) \sin(\theta) - 6 \cos(\theta) \sin(\theta) &= 2 \cos(\theta) \sin(\theta) \end{aligned}$$

Both calculations are examples of combining like terms. In the second calculation, we treat $\cos(\theta)$ and $\sin(\theta)$ as variables, just as we treat x and y as variables in the first calculation.

Example 5.5 Simplify.

a $3 \tan(A) + 4 \tan(A) - 2 \cos(A)$

b $2 - \sin(B) + 2 \sin(B)$

Solution.

a Combine like terms.

$$3 \tan(A) + 4 \tan(A) - 2 \cos(A) = 7 \tan(A) - 2 \cos(A)$$

Note that $\tan(A)$ and $\cos(A)$ are not like terms.

b Combine like terms.

$$2 - \sin(B) + 2 \sin(B) = 2 + \sin(B)$$

Note that $-\sin(B)$ is treated as $-1 \cdot \sin(B)$.

□

Checkpoint 5.6 Simplify $2 \cos(t) - 4 \cos(w) \sin(w) + 3 \cos(t) - 2 \cos(w)$

Answer. $5 \cos(t) - 4 \cos(w) \sin(w) - 2 \cos(w)$

Caution 5.7 In the previous Checkpoint, note that $\cos(t)$ and $\cos(w)$ are not like terms. (We can choose values for t and w so that $\cos(t)$ and $\cos(w)$ have different values.)

Example 5.8 Simplify, and evaluate for $z = 40^\circ$.

$$3 \sin(z) - \sin(z) \tan(z) + 3 \sin(z)$$

Solution. We can combine like terms to get

$$6 \sin(z) - \sin(z) \tan(z)$$

Because 40° is not one of the angles for which we know exact trig values, we use a calculator to evaluate the expression.

$$\begin{aligned} 6 \sin(40^\circ) - \sin(40^\circ) \tan(40^\circ) &= 6(0.6428)(0.8391) \\ &= 3.3174 \end{aligned}$$

□

Checkpoint 5.9 Simplify, and evaluate for $x = 25^\circ$, $y = 70^\circ$

$$3 \cos(x) + \cos(y) - 2 \cos(y) + \cos(x)$$

Answer. 3.2832

Powers of Trigonometric Ratios

Compare the two expressions

$$\left(\cos(\theta)\right)^2 \quad \text{and} \quad \cos(\theta^2)$$

They are not the same.

- The first expression, $\left(\cos(\theta)\right)^2$, says to compute $\cos(\theta)$ and then square the result.
- $\cos(\theta^2)$ says to square the angle first, and then compute the cosine.

For example, if $\theta = 30^\circ$, then

$$\left(\cos(30^\circ)\right)^2 = \left(\frac{\sqrt{3}}{2}\right)^2 = \frac{3}{4}$$

but $\cos\left((30^\circ)^2\right) = \cos(900^\circ) = \cos(180^\circ) = -1$

We usually write $\cos^2(\theta)$ instead of $(\cos(\theta))^2$, to distinguish it from $\cos(\theta^2)$, and to reduce the number of parentheses. Thus, $\cos^2(\theta)$ means the square of $\cos(\theta)$.

The square of cosine.

$$\cos^2(\theta) \quad \text{means} \quad \left(\cos(\theta)\right)^2$$

The same notation applies to the other trig ratios, so that

$$\sin^2(\theta) = \left(\sin(\theta)\right)^2 \quad \text{and} \quad \tan^2(\theta) = \left(\tan(\theta)\right)^2$$

Example 5.10 Evaluate $\sin^2(45^\circ)$.

Solution. $\sin^2(45^\circ) = \left(\sin(45^\circ)\right)^2 = \left(\frac{1}{\sqrt{2}}\right)^2 = \frac{1}{2}$ □

Other powers are written in the same fashion. Thus, for example, $\sin^3(\theta) = \left(\sin(\theta)\right)^3$.

Checkpoint 5.11 Evaluate $\tan^4(60^\circ)$

Answer. 9

Products

We can multiply together trigonometric expressions, just as we multiply algebraic expressions. Recall that we use the distributive law in computing products such as

$$x(3x - 2) = 3x^2 - 2x$$

and

$$(x - 3)(x + 5) = x^2 + 2x - 15$$

Example 5.12 Using the distributive law, multiply $\cos(t)(3\cos(t) - 2)$.

Solution. Think of $\cos(t)$ as a single variable, and multiply by each term inside parentheses. (The algebraic form of the calculation is shown below in blue).

$$\begin{aligned} \cos(t)(3\cos(t) - 2) &= \left(\cos(t)\right)\left(3\cos(t)\right) - \left(\cos(t)\right) \cdot 2 \\ &= 3\cos^2(t) - 2\cos(t) \\ \mathbf{x(3x - 2) = x \cdot 3x - x \cdot 2} \\ &= \mathbf{3x^2 - 2x} \end{aligned}$$

Notice that we write $\left(\cos(t)\right)^2$ as $\cos^2(t)$. □

Checkpoint 5.13 Multiply $2 \tan(\beta)(4 \tan^2(\beta) + \tan(\alpha))$

Answer. $8 \tan^3(\beta) + 2 \tan(\beta) \tan(\alpha)$

We can also use the distributive law to multiply binomials that include trig ratios. You may have used the acronym **FOIL** to remember the four multiplications in a product of binomials:

First terms, **O**utside terms, **I**nside terms, and **L**ast terms.

Example 5.14 Multiply $(4 \sin(C) - 1)(3 \sin(C) + 2)$.

Solution. This calculation is similar to the product $(4x - 1)(3x + 2)$, except that the variable x has been replaced by $\sin(C)$. Compare the calculations for the two products; first the familiar algebraic product:

$$\begin{aligned}(4x - 1)(3x + 2) &= 4x \cdot 3x + 4x \cdot 2 - 1 \cdot 3x - 1 \cdot 2 \\ &= 12x^2 + 8x - 3x - 2 = 12x^2 + 5x - 2\end{aligned}$$

We compute the product in this example in the same way, but replacing x by $\sin(C)$.

$$\begin{aligned}(4 \sin(C) - 1)(\sin(C) + 2) \\ &= (4 \sin(C))(3 \sin(C)) + (4 \sin(C)) \cdot 2 - 1(3 \sin(C)) - 1 \cdot 2 \\ &= 12 \sin^2(C) + 5 \sin(C) - 2\end{aligned}$$

□

Checkpoint 5.15 Expand $(4 \cos(\alpha) + 3)^2$

Answer. $16 \cos^2(\alpha) + 24 \cos(\alpha) + 9$

Factoring

We can factor trigonometric expressions with the same techniques we use for algebraic expressions. In the next two Examples, compare the familiar algebraic factoring with a similar trigonometric expression.

Example 5.16 Factor.

a $6w^2 - 9w$

b $6 \sin^2(\theta) - 9 \sin(\theta)$

Solution.

a We factor out the common factor, $3w$.

$$6w^2 - 9w = 3w(2w - 3)$$

b We factor out the common factor, $3 \sin(\theta)$.

$$6 \sin^2(\theta) - 9 \sin(\theta) = 3 \sin(\theta)(2 \sin(\theta) - 3)$$

□

Checkpoint 5.17 Factor.

a $2a^2 - ab$

b $2 \cos^2(\phi) - \cos(\phi) \sin(\phi)$

Concepts

- Expressions containing trig ratios can be simplified or evaluated like other algebraic expressions. To simplify an expression containing trig ratios, we treat each ratio as a single variable.
- $\sin(X + Y)$ is not equal to $\sin(X) + \sin(Y)$ (and the same holds for the other trig ratios). Remember that the parentheses indicate function notation, not multiplication.
- We write $\cos^2(\theta)$ to denote $(\cos \theta)^2$, and $\cos^n(\theta)$ to denote $(\cos(\theta))^n$. (Similarly for the other trig ratios.)
- We can factor trigonometric expressions with the same techniques we use for algebraic expressions.

Study Questions

- To evaluate $\cos^2(30^\circ)$, Delbert used the keystrokes

COS 30 x^2 ENTER

and got the answer 1. Were his keystrokes correct? Why or why not?

- Make up an example to show that $\tan(\theta + \phi) \neq \tan(\theta) + \tan(\phi)$.
- Factor each expression, if possible.

a $x^2 - 4x$

e $x^2 - 4x + 4$

b $x^2 - 4$

f $x^2 + 4x$

c $x^2 + 4$

g $x^2 - 4x - 4$

d $x^2 + 4x + 4$

h $-x^2 + 4$

Skills

- Evaluate trigonometric expressions #1–22
- Simplify trigonometric expressions #23–34
- Recognize equivalent expressions #35–44
- Multiply or expand trigonometric expressions #45–56
- Factor trigonometric expressions #57–70

Homework 5.1

Exercise Group. For Problems 1–8, evaluate the expressions, using exact values for the trigonometric ratios.

- | | |
|---|--|
| 1. $5 \tan(135^\circ) + 6 \cos(60^\circ)$ | 2. $3 \tan(240^\circ) + 8 \sin(300^\circ)$ |
| 3. $\sin(15^\circ + 30^\circ)$ | 4. $\cos(2 \cdot 75^\circ)$ |
| 5. $8 \cos^2(30^\circ)$ | 6. $12 \sin^2(315^\circ)$ |
| 7. $3 \tan^2(150^\circ) - \sin^2(45^\circ)$ | 8. $1 + \tan^2(120^\circ)$ |

Exercise Group. For Problems 9–16, evaluate the expressions for $x = 30^\circ$, $y = 45^\circ$, and $z = 60^\circ$. Give exact values for your answers.

31. $7 \tan(\theta) - 4 \tan(\phi) + 3 \tan(\phi) - 6 \tan(\theta)$, for $\theta = 21^\circ$, $\phi = 89^\circ$
 32. $5 \sin(A) + \sin(B) - 6 \sin(B) + 6 \sin(A)$, for $A = 111^\circ$, $B = 26^\circ$
 33. $-\sin(x) \cos(x) - \sin(2x) + 3 \sin(x) \cos(x)$, for $x = 107^\circ$
 34. $4 \cos(u) \sin(u) + 3 \sin(2u) - 10 \sin(u) \cos(u)$, for $u = 2^\circ$

Exercise Group. For Problems 35–44, decide whether or not the expressions are equivalent. Explain.

35. $\cos(x + y)$, $\cos(x) + \cos(y)$ 36. $\sin(\theta - \phi)$, $\sin(\theta) - \sin(\phi)$
 37. $\tan(2A)$, $2 \tan(A)$ 38. $\cos(\frac{1}{2}\beta)$, $\frac{1}{2} \cos(\beta)$
 39. $(\sin \alpha)^2$, $\sin^2(\alpha)$ 40. $(\tan(B))^2$, $\tan(B^2)$
 41. $\sin(3t) + \sin(5t)$, $\sin(8t)$ 42. $3 \cos(2x) + 5 \cos(2x)$, $8 \cos(2x)$
 43. $\tan(\theta + 45^\circ) - \tan(\theta)$, $\tan(45^\circ)$ 44. $\sin(30^\circ + z) + \sin(30^\circ - z)$, $\sin(60^\circ)$

Exercise Group. For Problems 45–56, multiply or expand.

45. a $x(2x - 1)$
 b $\sin(A)(2 \sin(A) - 1)$
 47. a $a(b - 3a)$
 b $\tan(A)(\tan(B) - 3 \tan(A))$
 49. a $(C + 1)(2C - 1)$
 b $(\cos(\phi) + 1)(2 \cos(\phi) - 1)$
 51. a $(a + b)(a - b)$
 b $(\cos(\theta) + \cos(\phi))(\cos(\theta) - \cos(\phi))$
 53. a $(1 - T)^2$
 b $(1 - \tan(\theta))^2$
 46. a $q(5r - q)$
 b $\cos(\theta)(5 \sin(\theta) - \cos(\theta))$
 48. a $3w(2w - z)$
 b $3 \sin(\alpha)(2 \sin(\alpha) - \sin(\beta))$
 50. a $(3S - 2)(S + 1)$
 b $(3 \sin(B) - 2)(\sin(B) + 1)$
 52. a $(t - w)(t + 4w)$
 b $(\tan(\alpha) - \tan(\beta))(\tan(\alpha) + 4 \tan(\beta))$
 54. a $(2 + 3S)^2$
 b $(2 + 3 \sin(\theta))^2$

55.

a $(T^2 + 2)(T^2 - 2)$

b $\left(\tan^2(\theta) + 2\right)\left(\tan^2(\theta) - 2\right)$

56.

a $(2c^2 - 3)(2c^2 + 3)$

b $\left(2\cos^2(\phi) - 3\right)\left(2\cos^2(\phi) + 3\right)$

Exercise Group. For Problems 57–70, factor.

57.

a $9m + 15n$

b $9\cos(\alpha) + 15\cos(\beta)$

59.

a $5r^2 - 10qr$

b $5\tan^2(C) - 10\tan(B)\tan(C)$

61.

a $9C^2 - 1$

b $9\cos^2(\beta) - 1$

63.

a $6T^3 - 8T^2$

b $6\tan^3(A) - 8\tan^2(A)$

65.

a $t^2 - t - 20$

b $\tan^2(\theta) - \tan(\theta) - 20$

67.

a $3c^2 + 2c - 1$

b $3\cos^2(B) + 2\cos(B) - 1$

69.

a $6S^2 - 5S - 1$

b $6\sin^2(\alpha) - 5\sin(\alpha) - 1$

58.

a $12p - 20q$

b $12\sin(\theta) - 20\sin(\phi)$

60.

a $2x^2 - 6xy$

b $2\sin^2(A) - 6\sin(A)\cos(A)$

62.

a $25S^2 - 16S$

b $25\sin^2(\beta) - 16\sin(\beta)$

64.

a $9T^2 - 15T^3$

b $9\tan^2(B) - 15\tan^3(B)$

66.

a $s^2 + 5s - 6$

b $\sin^2(A) + 5\sin(A) - 6$

68.

a $8S^2 - 6S + 1$

b $8\sin^2(\phi) - 6\sin(\phi) + 1$

70.

a $T^2 - 4T - 12$

b $\tan^2(\alpha) - 4\tan(\alpha) - 12$

5.2 Solving Equations

Introduction

Now that we understand that trigonometric functions can be used to model rotations and cyclical behavior, we can begin to consider some applications. An important part of any model involves solving equations. In Chapter 4 we solved simple trigonometric equations, and now we are equipped to tackle more challenging ones.

Algebra Refresher.

It is important to distinguish between an algebraic *expression* and an *equation*. An **equation** is a statement that two algebraic expressions are equal. It may be true or false, depending on the values of any variables involved. Here are some examples of equations.

$$5(2 + 6) = 5(2) + 5(6)$$

$$\sqrt{3^2 + 4^2} = 3 + 4$$

$$x^2 + 3x = 10$$

The first equation is true, the second is false, and the third equation is true only if $x = 2$ or $x = -5$. When you **solve** an equation, you are finding the values of the variable that make the equation true.

You already know several algebraic techniques for solving equations of different types. But sometimes simple trial and error is the best approach.

Example 5.20

a Evaluate $2x + \sqrt[3]{x-1}$ for $x = 9$.

b Solve $2x + \sqrt[3]{x-1} = 20$.

Solution.

a Substitute $x = 9$ into the expression to find

$$\begin{aligned} 2x + \sqrt[3]{x-1} &= 2(9) + \sqrt[3]{9-1} \\ &= 18 + \sqrt[3]{8} = 20 \end{aligned}$$

b We must find a value for x that makes $2x + \sqrt[3]{x-1}$ equal to 20. In part (a) we saw that this expression equals 20 when $x = 9$, so the solution of the equation $2x + \sqrt[3]{x-1} = 20$ is $x = 9$.

□

Checkpoint 5.21 Use trial and error to find a solution of the equation

$$2x^3 - 4x = 5x^2 - 3$$

Hint. Try small integer values for x .

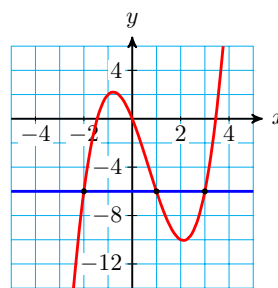
Answer. $x = 3$

Another useful equation-solving method uses graphs.

Example 5.22 Use a graph to solve the equation $x^3 - 2x^2 - 5x = -6$.

Solution. We graph the expressions on either side of the equation, that is, we graph $y = x^3 - 2x^2 - 5x$ and $y = -6$ on the same grid, as shown below.

We are looking for any values of x where the two y -values are equal, and these occur at the intersection points of the two graphs. At those points, the x -values are $x = -2$, $x = 1$ and $x = 3$, and these are the solutions of the equation. You can check that all three values make the equation true.

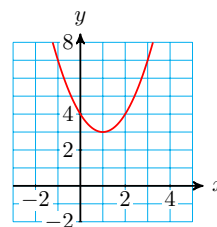


□

Checkpoint 5.23 Use a graph to show that the equation $x^2 - 2x + 4 = 0$ has no real-valued solutions.

Answer.

The graph does not cross the line $y = 0$.



Trigonometric Equations

The first Ferris wheel was built for the Chicago World's Fair in 1893. It had a diameter of 250 feet and could carry 2160 people in 36 carriages. From the top of the wheel, passengers could see into four states. After loading all the passengers, the wheel made one revolution in nine minutes.



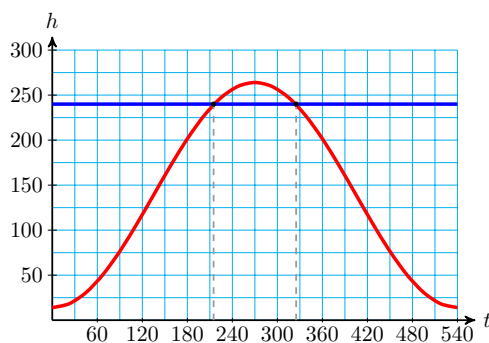
If you are in the bottom carriage of the Ferris wheel at the start of its revolution, your height after t seconds is given by

$$h = f(t) = 139 - 125 \cos\left(\frac{2t}{3}\right)$$

For how long are you more than 240 feet above the ground?

Note 5.24 In case you are wondering, the boarding platform is 14 feet above the ground, so that $h = 14$ when $t = 0$. And notice that $\frac{2t}{3} = 360^\circ$ when $t = 540$ seconds, or 9 minutes.

The figure below shows a graph of the height function and a horizontal line at $h = 240$.



From the graph, we see that $h = 240$ at approximately 215 seconds (or 3 minutes and 35 seconds) and 325 seconds (or 5 minutes and 25 seconds) into the ride. Your height is more than 240 feet between those two times, or for about 110 seconds.

Solving Trigonometric Equations

In the example above, we used a graph to solve the equation $h = 240$, or

$$139 - 125 \cos\left(\frac{2t}{3}\right) = 240$$

To find a more precise solution, we can use algebraic methods. To start, we'll solve the slightly simpler equation

$$139 - 125 \cos(\theta) = 240$$

We'll look for all solutions for θ between 0° and 360° . We begin by isolating the trigonometric ratio on one side of the equation.

$$\begin{aligned} 139 - 125 \cos(\theta) &= 240 && \text{Subtract 139 from both sides.} \\ -125 \cos(\theta) &= 101 && \text{Divide both sides by } -125. \\ \cos(\theta) &= -0.808 \end{aligned}$$

We have solved equations like this one before: we use the inverse cosine to solve for θ . Remember that there are two angles between 0° and 360° that have a cosine of -0.808 , one in the second quadrant and one in the third quadrant. The calculator will give us only the second quadrant solution.

$$\theta = \cos^{-1}(-0.808) = 143.9^\circ$$

To find the second solution, we need the third-quadrant angle whose cosine is -0.808 .

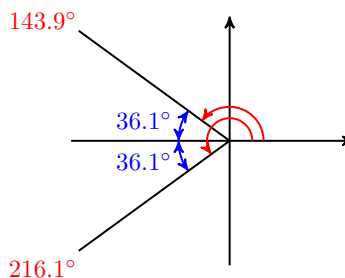
Now, the reference angle for 143.9° is

$$180^\circ - 143.9^\circ = 36.1^\circ$$

and the angle in the third quadrant with the same reference angle is

$$180^\circ + 36.1^\circ = 216.1^\circ$$

(See the figure at right.) Thus, the other solution is 216.1° .



To solve simple equations involving a single trigonometric ratio (either $\sin(\theta)$, $\cos(\theta)$, or $\tan(\theta)$), we can follow the steps below.

To Solve a Trigonometric Equation for $0^\circ \leq \theta \leq 360^\circ$.

- 1 Isolate the trigonometric ratio.
- 2 Find one solution.
 - a Give an exact solution if the trig ratio is one of the special values.
 - b Otherwise use the inverse trig keys on a calculator.
- 3 Use reference angles to find a second solution (if there is one).

Note 5.25 In step 3, note that if the first solution is a quadrantal angle, there may not be a second solution. Consider, for example, the equation $\cos(\theta) = -1$.

To finish up our Ferris wheel example, we can replace θ by $\frac{2t}{3}$ to get two equations:

$$\begin{array}{rcl} \frac{2t}{3} = 143.9 & & \frac{2t}{3} = 216.1 \\ 2t = 431.7 & & 2t = 648.3 \\ t = 215.35 & & t = 324.5 \end{array}$$

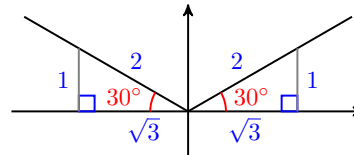
Your height is above 240 feet between 215.35 seconds and 324.15 seconds. Our estimates from the graphical solutions were pretty good.

Example 5.26 Solve the equation $8 \sin(\theta) - 1 = 3$ for $0^\circ \leq \theta \leq 360^\circ$.

Solution. We begin by isolating the trig ratio.

$$\begin{array}{rcl} 8 \sin(\theta) - 1 = 3 & & \text{Add 1 to both sides.} \\ 8 \sin(\theta) = 4 & & \text{Divide both sides by 8.} \\ \sin(\theta) = \frac{4}{8} = \frac{1}{2} \end{array}$$

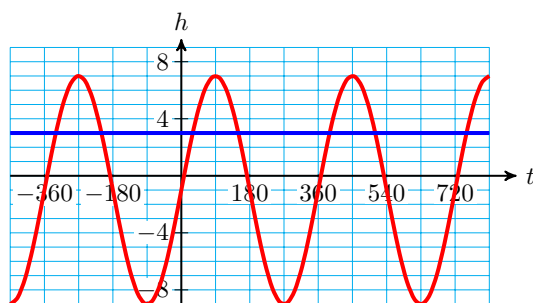
We recognize that $\sin(\theta) = \frac{1}{2}$ for one of the special angles, namely $\theta = 30^\circ$, and also for the obtuse angle $\theta = 150^\circ$, as shown at right.



We know that $\theta = 150^\circ$ is the second-quadrant angle with reference angle $\theta = 30^\circ$. What about the other quadrants? Because the sine is negative in the third and fourth quadrants, there are no other solutions between 0° and 360° . The solutions we want are $\theta = 30^\circ$ and $\theta = 150^\circ$. \square

Caution 5.27 Be careful! It is worth repeating that to solve a trigonometric equation, it is not enough to find one solution; we must find *all* the solutions between 0° and 360° . To find the solutions in other quadrants, we use reference angles.

In the previous Example, we found two solutions of the equation $8 \sin(\theta) - 1 = 3$. The equation actually has infinitely many solutions, as you can see in the figure below, which shows a graph of $y = 8 \sin(\theta) - 1$ and the horizontal line $y = 3$. The line intersects the sine graph infinitely many times, twice in each cycle.



Each intersection represents a solution of the equation. Thus, all of the angles coterminal with 30° and 150° are also solutions. We can easily find these solutions by adding integer multiples of 360° to 30° or 150° . This is why, when solving a trigonometric equation, we usually list only the solutions in one cycle, typically those between 0° and 360° .

Checkpoint 5.28 Solve the equation $5 \tan(\theta) + 7 = 2$ for $0^\circ \leq \theta \leq 360^\circ$.

Answer. $\theta = 135^\circ$ and $\theta = 315^\circ$

We can use a calculator to help us solve equations that do not involve special angles.

Example 5.29 Solve the equation $3 \tan(\beta) + 1 = -8$ for $0^\circ \leq \theta \leq 360^\circ$. Round your solutions to three decimal places.

Solution. First, we isolate the trig ratio.

$$\begin{aligned} 3 \tan(\beta) + 1 &= -8 \\ 3 \tan(\beta) &= -9 \\ \tan(\beta) &= -3 \end{aligned}$$

There are two angles with tangent -3 , one in the second quadrant and one in the fourth quadrant. The calculator finds the solution

$$\tan^{-1}(-3) = -71.565^\circ$$

This angle is in the fourth quadrant, but it is not between 0° and 360° .

The angle we want is coterminal with -71.565° , so we add 360° to get the first solution:

$$B = \tan^{-1}(-3) + 360^\circ = 288.435^\circ$$

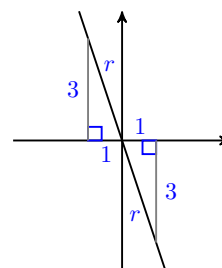
The other solution is in the second quadrant, as shown in the figure. This angle is 180° less than the fourth quadrant solution:

$$B = \tan^{-1}(-3) + 180^\circ = 108.435^\circ$$

□

Note 5.30 In the previous Example, notice that the solutions are 180° apart. The solutions of an equation $\tan(\theta) = k$ always differ by 180° , so the use of reference angles is not necessary for these equations: once we have found one solution, we can add or subtract 180° to find the other solution between 0° and 360° . (See Homework Problems 69 and 70.)

Checkpoint 5.31 Solve the equation $4 \cos(C) - 6 = -3$, for $0^\circ \leq \theta \leq 360^\circ$. Round your solutions to three decimal places.



Answer. $C = 41.410^\circ$ or $C = 318.590^\circ$

Some trigonometric equations have no solution. As we can observe from their graphs or from their definitions, the sine and cosine functions only have values ranging from -1 to 1 .

Example 5.32 Solve $\frac{\sin(\beta)}{5} - 3 = 1$ for $0^\circ \leq \theta \leq 360^\circ$.

Solution. We begin by isolating $\sin(\beta)$.

$$\frac{\sin(\beta)}{5} - 3 = 1 \quad \text{Add 3 to both sides.}$$

$$\frac{\sin(\beta)}{5} = 4 \quad \text{Multiply both sides by 5.}$$

$$\sin(\beta) = 20$$

Because $\sin(\beta)$ is never greater than 1 , there is no angle β whose sine is 20 . The equation has no solution. \square

Checkpoint 5.33 Solve $\cos(\theta) + 5 = 3$ for $0^\circ \leq \theta \leq 360^\circ$.

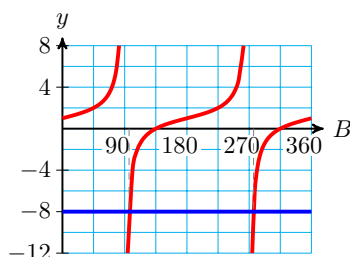
Answer. No solution

Graphical Solutions

Sometimes it is helpful to have a visual image of an equation, and we can use graphs to find approximate solutions.

Example 5.34 Use a graph to solve the equation $3 \tan(B) + 1 = -8$.

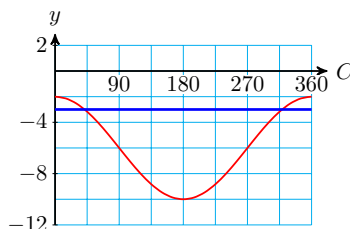
Solution. Graph the equation $y = 3 \tan(B) + 1$ and the horizontal line $y = -8$ on the same axes, as shown below.



It is difficult to read the graph with much accuracy, but you can use the intersect feature on your calculator to verify that the graph of $y = 3 \tan(B) + 1$ has y -value -8 when B is about 108.4° or 288.4° . \square

Checkpoint 5.35 Use a graph to verify your solutions to $4 \cos(C) - 6 = -3$ from [Checkpoint 5.31](#).

Answer.



Equations with Squares of Trig Ratios

You know several techniques for solving quadratic equations. Simple quadratic equations can be solved by extracting roots. For example, to solve the equation

$$4x^2 + 3 = 15$$

we first isolate x^2 :

$$4x^2 = 12$$

$$x^2 = 3$$

and then take square roots of both sides to find

$$x = \pm\sqrt{3} \approx \pm 1.732$$

Recall that a quadratic equation may have two real solutions, one (repeated) real solution, or no real solutions. We can use extraction of roots to solve trigonometric equations as well.

Example 5.36 Solve $4 \tan^2(\theta) + 3 = 15$ for $0^\circ \leq \theta \leq 360^\circ$.

Solution. We begin by isolating the power of tangent, $\tan^2 \theta$.

$$4 \tan^2(\theta) = 12$$

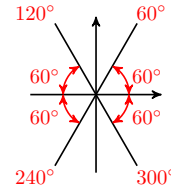
$$\tan^2(\theta) = 3$$

Next, we solve for $\tan(\theta)$ by extracting roots.

$$\tan(\theta) = \pm\sqrt{3}$$

There are two angles between 0° and 360° with tangent $\sqrt{3}$ and two angles with tangent $-\sqrt{3}$, making four solutions to this equation. We know that $\tan(60^\circ) = \sqrt{3}$, so one of the solutions is 60° .

The tangent function is also positive in the third quadrant, and the angle in the third quadrant with reference angle 60° is $180^\circ + 60^\circ = 240^\circ$. The angles in the second and fourth quadrants with reference angle 60° have tangent $-\sqrt{3}$. These angles are



$$180^\circ - 60^\circ = 120^\circ \quad \text{and} \quad 360^\circ - 60^\circ = 300^\circ$$

The four solutions are shown at right. □

Checkpoint 5.37 Solve the equation $2 \sin^2(\theta) = 1$ for $0^\circ \leq \theta \leq 360^\circ$.

Answer. $\theta = 45^\circ$, $\theta = 135^\circ$, $\theta = 225^\circ$, or $\theta = 315^\circ$

Other quadratic equations can be solved by factoring. For example, we can solve the equation

$$4x^2 + 4x - 3 = 0$$

by factoring the left side to get

$$(2x + 3)(2x - 1) = 0$$

Then we apply the Zero Factor Principle to set each factor equal to zero, and solve each equation.

$$2x + 3 = 12$$

$$2x - 1 = 0$$

$$x = \frac{-3}{2} \qquad x = \frac{1}{2}$$

The solutions are $\frac{-3}{2}$ and $\frac{1}{2}$.

Example 5.38 Solve $2 \cos^2(\theta) - \cos(\theta) - 1 = 0$ for $0^\circ \leq \theta < 360^\circ$.

Solution. Compare this equation to the algebraic equation $2x^2 - x - 1 = 0$. Our equation has the same algebraic form, but with x replaced by $\cos(\theta)$.

We can solve the algebraic equation by factoring $2x^2 - x - 1$ as $(2x+1)(x-1)$, and we'll use the same strategy on the trigonometric equation.

$$\begin{aligned} 2 \cos^2(\theta) - \cos(\theta) - 1 &= 0 && \text{Factor the left side.} \\ (2 \cos(\theta) + 1)(\cos(\theta) - 1) &= 0 && \text{Set each factor equal to zero.} \\ \cos(\theta) = \frac{-1}{2} \quad \text{or} \quad \cos(\theta) &= 1 \end{aligned}$$

Now we solve each equation for θ . We know that $\cos(60^\circ) = \frac{1}{2}$, and the cosine function is negative in the second and third quadrants. The angles in those quadrants with reference angle 60° are

$$180^\circ - 60^\circ = 120^\circ \quad \text{and} \quad 180^\circ + 60^\circ = 240^\circ$$

Also, $\cos(\theta) = 1$ when $\theta = 0^\circ$. Thus, the original equation has three solutions: $\theta = 120^\circ$, $\theta = 240^\circ$, and $\theta = 0^\circ$. \square

Checkpoint 5.39 Solve $9 \sin^2(\theta) - 3 \sin(\theta) = 2$ for $0^\circ \leq \theta < 360^\circ$. Round your answers to the nearest degree.

Answer. $\theta = 42^\circ$, $\theta = 138^\circ$, $\theta = 199^\circ$, or $\theta = 341^\circ$

Snell's Law

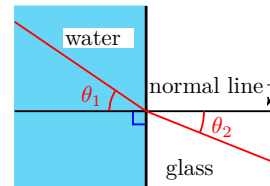
When you view an object through a liquid, such as a spoon in a glass of water, or a fish in an aquarium, the object may look distorted or bent. This distortion is caused by refraction of light. Light rays bend when they pass from one medium to another, for instance from water to glass or from glass to air.



A light ray enters the boundary between the two media at a certain angle, called the **angle of incidence**, but leaves the boundary at a different angle, the **angle of refraction**. Both angles are acute angles measured from the **normal line** perpendicular to the boundary, as shown below.

The change of angle is caused by the fact that light travels at different speeds in different media. The relationship between the angle of incidence and the angle of refraction is given by Snell's Law:

$$\frac{\sin(\theta_1)}{\sin(\theta_2)} = \frac{v_1}{v_2}$$



where θ_1 is the angle in the medium where light travels at speed v_1 , and θ_2 is the angle where light travels at speed v_2 . The ratio of the speeds is called

the **index of refraction**.

Example 5.40 The index of refraction from water to glass is 1.1. If light passes from water to glass with a 23° angle of incidence, what is the angle of refraction?

Solution. If θ is the angle of refraction, then from Snell's Law we have

$$\begin{aligned} \frac{\sin(23^\circ)}{\sin(\theta)} &= 1.1 && \text{Multiply both sides by } \sin(\theta). \\ \sin(23^\circ) &= 1.1 \sin(\theta) && \text{Divide both sides by } 1.1. \\ \sin(\theta) &= \frac{\sin(23^\circ)}{1.1} = 0.3552 \end{aligned}$$

Because $\sin(\theta) = 0.3552$, $\theta = \sin^{-1}(0.3552) = 20.8^\circ$. (For Snell's Law we use only acute angles.) The angle of refraction is approximately 20.8° . \square

Checkpoint 5.41 A light ray passes from water to glass with an 18° angle of incidence. What is the angle of refraction?

Answer. 16.315°

Review the following skills you will need for this section.

Algebra Refresher 5.2

Each of the following "solutions" contains an error. Find the error, and supply a correct solution.

1 $3x^2 - 5x = 0$

$$3x^2 = 5x$$

$$3x = 5$$

$$x = \frac{5}{3}$$

3 $(2x + 1)^2 = 4$

$$2x + 1 = 2$$

$$2x = 1$$

$$x = \frac{1}{2}$$

2 $4x^2 - 5x = 12$

$$x^2 = 3$$

$$x = \sqrt{3}$$

4 $2x^2 - 4x = 3$

$$2x(x - 2) = 3$$

$$2x = 3 \quad x - 2 = 3$$

$$x = \frac{3}{2} \quad x = 5$$

Algebra Refresher Answers

1 We can't divide by x . $x = 0, \frac{5}{3}$

2 3 has two square roots. $x = \pm\sqrt{3}$

3 4 has two square roots. $x = \frac{-3}{2}, \frac{1}{2}$

4 One side must be zero to use the zero-factor principle. No real solutions.

Section 5.2 Summary

Vocabulary

- Equation
- Zero Factor Principle
- Angle of refraction
- Solve
- Angle of incidence
- Normal

Concepts

- 1 An **equation** is a statement that two algebraic expressions are equal. It may be true or false.
- 2 We can solve equations by trial and error, by using graphs, or by algebraic techniques.
- 3 To solve a trigonometric equation, we first isolate the trigonometric ratio on one side of the equation.
- 4 We use reference angles to find all the solutions between 0° and 360° .
- 5 We can use factoring or extraction of roots to solve some quadratic equations.

Study Questions

- 1 How many solutions between 0° and 360° does the equation $\cos(\theta) = k$ have for each value of k between -1 and 0?
- 2 How many solutions between 0° and 360° does the equation $\cos(\theta) = k$ have for each value of k greater than 1?
- 3 How many solutions between 0° and 360° does the equation $\sin^2(\theta) = k$ have for each value of k between -1 and 0?

Skills

- 1 Use reference angles #1–8
- 2 Solve equations by trial and error #9–14
- 3 Use graphs to solve equations #15–18, #39–52
- 4 Solve trigonometric equations for exact values #19–32, 39–46
- 5 Use a calculator to solve trigonometric equations #33–38, 47–52, 65–68
- 6 Solve trigonometric equations that involve factoring #53–64

Homework 5.2

Exercise Group. For Problems 1–4, find the reference angle. (If you would like to review reference angles, see Section 4.1.)

1. 250° 2. 145° 3. 320° 4. -110°

Exercise Group. For Problems 5–8, find an angle in each quadrant with the given reference angle.

5. 18° 6. 35° 7. 52° 8. 78°

Exercise Group. For Problems 9–14,

- a Evaluate the expression at the given values of the variable.

b Give one solution of the equation.

9.

a $x^3 - 3x^2 + 4$; $x =$
 $-1, 0, 1, 2, 3$

b $x^3 - 3x^2 + 4 = 0$

11.

a $\sin(\theta) + \cos(\theta)$; $\theta =$
 $0^\circ, 30^\circ, 45^\circ, 60^\circ$

b $\sin(\theta) + \cos(\theta) = \sqrt{2}$

13.

a $\sin(\beta) + 2\cos^2(\beta)$; $\beta =$
 $210^\circ, 225^\circ, 240^\circ, 270^\circ$

b $\sin(\beta) + 2\cos^2(\beta) = -1$

10.

a $\sqrt{x} + \sqrt{2x+1}$; $x =$
 $0, 2, 4, 6$

b $\sqrt{x} + \sqrt{2x+1} = 5$

12.

a $\sin^2(\alpha) - \cos(\alpha)$; $\alpha =$
 $45^\circ, 90^\circ, 135^\circ, 180^\circ$

b $\sin^2(\alpha) - \cos(\alpha) = 1$

14.

a $3\cos^2(\phi) - \sin^2(\phi)$; $\phi =$
 $270^\circ, 300^\circ, 315^\circ, 330^\circ$

b $3\cos^2(\phi) - \sin^2(\phi) = 2$

Exercise Group. For Problems 15–18, use a graph to solve the equation. Check your solution by substitution.

15. $\frac{-1}{3}x^2 + \frac{2}{3}x + 5 = 0$

16. $0.0625x^2 + 0.5x = -1$

17. $x^3 + 2x^2 - 6 = 2x^2 + 7x$

18. $8 - 12x + 6x^2 - x^3$

Exercise Group. For Problems 19–32, solve the equation exactly for $0^\circ \leq \theta < 360^\circ$.

19. $3\tan(\theta) = \sqrt{3}$

20. $7\sin(\theta) + 11 = 11$

21. $3 = 5 - 4\cos(\theta)$

22. $6\tan(\theta) + 21 = 15$

23. $8\sin(\theta) + 5 = 1$

24. $9\cos(\theta) + 15 = 6$

25. $0 = \sqrt{2} + 2\sin(\theta)$

26. $\sqrt{3}\cos(\theta) = -\frac{3}{2}$

27. $\cos^2(\theta) - 1 = 0$

28. $1 - \sin^2(\theta) = 0$

29. $4\sin^2(\theta) - 3 = 0$

30. $0 = 1 - 2\cos^2(\theta)$

31. $1 - \tan^2(\theta) = 0$

32. $0 = 6\tan^2(\theta) - 2$

Exercise Group. For Problems 33–38, solve the equation for $0^\circ \leq \theta < 360^\circ$. Round your answers to two decimal places.

33. $\frac{1}{2}\tan(\theta) - 1 = -3$

34. $3\tan(\theta) - 2 = 4$

35. $3 = 5\cos(\theta)$

36. $4 = 6\sin(\theta)$

37. $7\sin(\theta) + 2 = 1$

38. $2 = 5 - \frac{1}{3}\tan(\theta)$

Exercise Group. For Problems 39–46,

a Use a graph to estimate the solutions for angles between 0° and 360° .

b Solve the equation algebraically.

39. $7 - \tan(A) = 8$ 40. $6 = 8 \tan(w) - 2$
 41. $5 = 1 - 8 \sin(\phi)$ 42. $9 - 4 \sin(t) = 13$
 43. $2 \cos(B) - 2 = -2$ 44. $2 - 6 \cos(u) = 5$
 45. $3 = 2 \sin(\theta) + 4$ 46. $5 = 3 \cos(x) + 5$

Exercise Group. For Problems 47–52,

- a Use a graph to estimate the solutions for angles between 0° and 360° .
 b Solve the equation algebraically, rounding angles to the nearest degree.

47. $8 \sin(t) + 7 = 4$ 48. $9 - 6 \cos(A) = 5$
 49. $5 \tan(B) - 4 = -2$ 50. $3 - 10 \tan(C) = -11$
 51. $1 + 6 \cos(\phi) = -4$ 52. $4 \sin(u) - 2 = -1$

Exercise Group. For Problems 53–64, solve the equation for $0^\circ \leq \theta \leq 360^\circ$. Round angles to two decimal places.

53. $6 \cos^2(\theta) = 2$ 54. $2 - 7 \sin^2(\phi) = 1$
 55. $5 \sin^2(\theta) + \sin(\theta) = 0$ 56. $4 \tan^2(\theta) = \tan(\theta)$
 57. $2 \cos^2(\theta) + \cos(\theta) - 1 = 0$ 58. $\tan^2(\theta) - 5 \tan(\theta) + 6 = 0$
 59. $6 \tan^2(\theta) - \tan(\theta) - 1 = 0$ 60. $10 \cos^2(\theta) - 7 \cos(\theta) + 1 = 0$
 61. $\tan^2(\theta) - 2 \tan(\theta) = 15$ 62. $\tan(\theta) = \tan^2(\theta) - 20$
 63. $\cos^2(\theta) - 4 \cos(\theta) + 3 = 0$ 64. $\sin^2(\theta) + 8 \sin(\theta) + 7 = 0$

Exercise Group. For Problems 65–68, use Snell's Law to answer the question.

65. A light ray passes from water to glass, with a 19° angle of incidence. What is the angle of refraction?
 66. A light ray passes from water to glass, with an 82° angle of incidence. What is the angle of refraction?
 67. A light ray passes from water to glass, with a 32° angle of refraction. What is the angle of incidence?
 68. A light ray passes from water to glass, with a 58° angle of refraction. What is the angle of incidence?
 69.

- a Use your calculator to graph the function $y = \tan(\theta)$ in the ZTrig window (press $\boxed{\text{ZOOM}} \boxed{7}$), along with the horizontal line $y = 2$. Use the intersect feature to verify that the solutions of the equation $\tan(\theta) = 2$ differ by 180° .
 b Repeat part (a) with the horizontal line $y = -2$ to verify that the solutions of the equation $\tan(\theta) = -2$ differ by 180° .

70.

- a What is the angle in the third quadrant with reference angle θ ? Show this angle differs from θ by 180° . Explain how this fact shows that the solutions of $\tan(\theta) = k$, for $k > 0$, differ by 180° .
 b What is the angle in the second quadrant with reference angle θ ? What is the angle in the fourth quadrant with reference angle θ ? Show that these two angles differ by 180° . Explain how this fact shows that the solutions $\tan(\theta) = k$, for $k < 0$, differ by 180° .

5.3 Trigonometric Identities

What is an Identity?

Recall that an equation may be true or false, depending on the values of any variables involved. For example, the equation

$$x^2 + 3x = 10$$

is true only if $x = 2$ or $x = 5$. An equation that is true only for certain values of the variable, and false for others, is called a **conditional equation**. When you solve a conditional equation, you are finding the values of the variable that make the equation true.

Some equations are true for all legitimate values of the variables. Such equations are called **identities**. Here are some examples of identities.

$$\begin{aligned} 3(x + y) &= 3x + 3y \\ (x + 1)^2 &= x^2 + 2x + 1 \end{aligned}$$

In an identity, the expressions on either side of the equal sign are *equivalent expressions*, because they have the same value for all values of the variable. When we simplify an algebraic expression, we are in fact creating an identity.

Identity.

An **identity** is an equation that is true for all legitimate values of the variables.

Example 5.42 Which of the following equations are identities?

- a $3s + 7s = 10s$
- b $5c(c - 2s) = 5c^2 - 10cs$
- c $2t - 1 = 3$

Solution. Many of the algebraic operations you have already learned, such as combining like terms or applying the distributive law, produce equivalent expressions.

- a Equation (a) is an identity obtained by combining like terms on the left side.
- b Equation (b) is an identity obtained by applying the distributive law on the left side.
- c Equation (c) is not an identity, because the equation is true only for $t = 2$.

□

Checkpoint 5.43 Which of the following equations are identities?

- a $(c - s)(c + s) = c^2 - s^2$
- b $3t^2 = 1$
- c $(2c + 1) + (s - 3) = 2c + s - 2$

Answer. (a) and (c)

Of course, you wouldn't be asked to *solve* an identity, because all values of the variable are solutions. Instead, we use identities to replace one form of an expression by a more useful form. You do this when you solve a quadratic equation by factoring. For example,

$$\begin{aligned} 2x^2 - x - 1 &= 0 && \text{Factor the left side.} \\ (2x + 1)(x - 1) &= 0 \end{aligned}$$

Because $(2x + 1)(x - 1)$ is equivalent to $2x^2 - x - 1$, we have not changed the equation or its solutions. But now we can apply the Zero Factor principle and solve the equation.

Using identities is especially useful when we are working with trigonometric ratios.

Using Trigonometric Ratios in Identities

Because the identity

$$2x^2 - x - 1 = (2x + 1)(x - 1)$$

is true for any value of x , it is true when x is replaced, for instance, by $\cos(\theta)$. This gives us a new identity

$$2 \cos^2(\theta) - \cos(\theta) - 1 = (2 \cos(\theta) + 1)(\cos(\theta) - 1)$$

Expressions involving $\sin(\theta)$, $\cos(\theta)$, or $\tan(\theta)$ can be manipulated by the same rules (such as the distributive law or the laws of exponents) that we use with simple variables.

Example 5.44 Which of the following equations are identities?

- a $3 \sin(\theta) + 7 \sin(\theta) = 10 \sin(\theta)$
- b $5 \cos(\theta) (\cos(\theta) - 2 \sin(\theta)) = 5 (\cos(\theta))^2 - 10 \cos(\theta) \sin(\theta)$
- c $2 \tan(\theta) - 1 = 3$

Solution. These equations are obtained from the equations in the previous Example by replacing the variable s with $\sin(\theta)$, the variable c with $\cos(\theta)$, and the variable t with $\tan(\theta)$. Equations (a) and (b) are identities, for the same reasons as before, and equation (c) is not. It is false, for example, when $\theta = 0$. \square

Checkpoint 5.45 Which of the following equations are identities?

- a $(\cos(\theta) - \sin(\theta))(\cos(\theta) + \sin(\theta)) = \cos^2(\theta) - \sin^2(\theta)$
- b $3 \tan^2(\theta) = 1$
- c $(2 \cos(\theta) + 1) + (\sin(\theta) - 3) = 2 \cos(\theta) + \sin(\theta) - 2$

Answer. (a) and (c)

Caution 5.46 To show that an equation is *not* an identity, we need only find one value of the variable for which the equation is false. However, to show that a given equation *is* an identity, it is not enough to show that the equation is true for one or even a dozen values of the variable. The equation must be true

for *all* legitimate values of the variable. Because we cannot check all values of the variable numerically, we must use algebraic methods to prove that an equation is an identity.

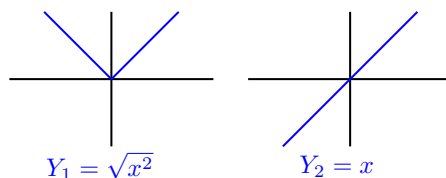
Checking Identities Graphically

Is the equation $\sqrt{x^2} = x$ an identity? The answer is no! Even though the equation is true for all *positive* values of x , it is false for negative values of x . For example, if $x = -3$, then

$$\sqrt{x^2} = \sqrt{(-3)^2} = \sqrt{9} = 3$$

so $\sqrt{x^2} \neq x$. Because the radical symbol $\sqrt{\quad}$ stands for the *nonnegative* square root, the left side of the equation, $\sqrt{x^2}$, is never negative. Therefore, $\sqrt{x^2}$ cannot equal x when x is a negative number. The equation is false for $x < 0$.

One way to see that $\sqrt{x^2}$ and x are not equivalent is to compare the graphs of $Y_1 = \sqrt{x^2}$ and $Y_2 = x$, shown below. You can see that $\sqrt{x^2}$ and x do not have the same value for $x < 0$.



Thus, to check to whether an equation is an identity, we can compare graphs of $Y_1 =$ (left side of the equation) and $Y_2 =$ (right side of the equation). If the two graphs are identical, the equation is an identity. If the two graphs are not the same, the equation is not an identity.

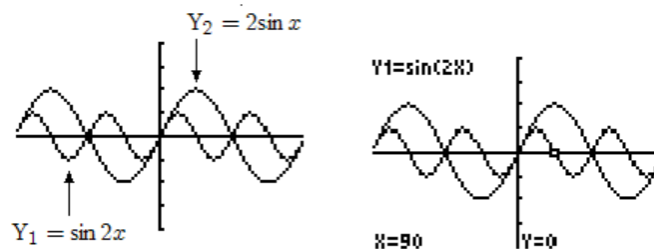
Example 5.47 Which of the following equations are identities?

a $\sin(2\alpha) = 2\sin(\alpha)$

b $\cos(x + 1) = \cos(x)$

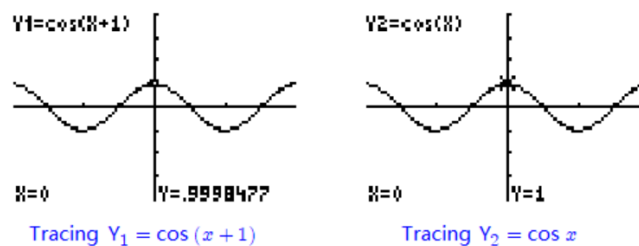
Solution.

- a Compare the graphs of $Y_1 = \sin(2x)$ and $Y_2 = 2\sin(x)$. Enter the two equations in the ZTrig window and press **ZOOM** 7 to see the graphs shown below.



To help distinguish which graph is which, we can use the calculator's trace feature, illustrated in the figure at right. Because there are two distinct graphs, the expressions $\sin(2x)$ and $2\sin(x)$ are not equivalent, and consequently $\sin(2\alpha) = 2\sin(\alpha)$ is not an identity.

- b This time we graph $Y_1 = \cos(x + 1)$ and $Y_2 = \cos(x)$. Although the graphs appear to be identical, when we use the trace feature we see that their y -values differ at $x = 0$ (and at many other values of x .) See the figures below.



The graphs are so close together that calculator's resolution does not distinguish them, but tracing the graphs reveals that they are not identical. Because the two graphs differ, the equation $\cos(x + 1) = \cos(x)$ is not an identity.

□

Caution 5.48

- The Example above illustrates the fact that graphs can be deceiving: even if two graphs look identical, it is always a good idea to check some numerical values as well.
- Remember that we can use graphs to prove that an equation is *not* an identity, if the two graphs are clearly different, but to prove that an equation is an identity, we will need algebraic methods.

Checkpoint 5.49 Use graphs to decide which of the following equations are identities.

- $\cos(2\theta) = 2 \cos(\theta)$
- $\cos(2\theta) = \cos^2(\theta) - \sin^2(\theta)$
- $\cos(\theta^2) = \cos^2(\theta)$

Answer. (b)

Pythagorean Identity

All of the trigonometric functions are related. This is plausible when you think about it, because the three trig ratios all involve the three sides of a right triangle. Taking advantage of these relationships will simplify many calculations involving the trig functions.

We'll begin by considering the relationship between $\sin(\theta)$ and $\cos(\theta)$. Complete the following table with exact values.

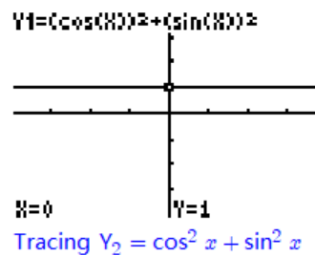
| θ | $\cos(\theta)$ | $\sin(\theta)$ | $\cos^2(\theta)$ | $\sin^2(\theta)$ | $\cos^2(\theta) + \sin^2(\theta)$ |
|------------|----------------|----------------|------------------|------------------|-----------------------------------|
| 0° | | | | | |
| 30° | | | | | |
| 45° | | | | | |
| 60° | | | | | |
| 90° | | | | | |

You should find that all the entries in the last column are 1.

For all of the angles in the table,

$$\cos^2(\theta) + \sin^2(\theta) = 1$$

We can verify that this equation holds for all angles by graphing the expressions on either side of the equal sign. The graphs of these two functions in the ZTrig window are shown at right.



We see that the graph of $Y_1 = \cos^2(\theta) + \sin^2(\theta)$ appears identical to the horizontal line $Y_2 = 1$. In fact, the graphs are identical, and the equation $\cos^2(\theta) + \sin^2(\theta) = 1$ is an identity. It is important enough to earn a special name.

Pythagorean Identity.

For any angle θ ,

$$\cos^2(\theta) + \sin^2(\theta) = 1$$

As you might guess from its name, the Pythagorean identity is true because it is related to the Pythagorean theorem. We have not actually proved the identity, and a skeptical student may wonder if $\cos^2(\theta) + \sin^2(\theta)$ is only very close to 1, or if it equals 1 for only some values of θ . Homework Problem 77 offers a proof of the Pythagorean identity.

Example 5.50 Evaluate $\cos^2(27^\circ) + \sin^2(27^\circ)$ without using a calculator.

Solution. Because the identity $\cos^2(\theta) + \sin^2(\theta) = 1$ is true for any value of θ , it is true in particular for $\theta = 27^\circ$. So $\cos^2(27^\circ) + \sin^2(27^\circ) = 1$. \square

Checkpoint 5.51 Evaluate $5(\cos^2(12^\circ) + \sin^2(12^\circ))$ without using a calculator.

Answer. 5

When we solve more complicated trigonometric equations in later chapters, we will need to simplify trigonometric expressions so that they involve only one of the trig functions. The Pythagorean identity is useful when we wish to write an equivalent expression for either $\cos^2(\theta)$ or for $\sin^2(\theta)$. Note that we can write the identity in two alternate forms:

Alternate Forms of the Pythagorean Identity.

$$\cos^2(\theta) = 1 - \sin^2(\theta)$$

$$\sin^2(\theta) = 1 - \cos^2(\theta)$$

Example 5.52 Rewrite $\sin(\theta)\cos^2(\theta)$ as an expression involving $\sin(\theta)$ only.

Solution. Using one of the alternate forms of the Pythagorean identity, we replace $\cos^2(\theta)$ by $1 - \sin^2(\theta)$ to get

$$\begin{aligned} \sin(\theta)\cos^2(\theta) &= \sin(\theta)(1 - \sin^2(\theta)) && \text{Apply the distributive law.} \\ &= \sin(\theta) - \sin^3(\theta) \end{aligned}$$

\square

In the previous Example, we have shown that

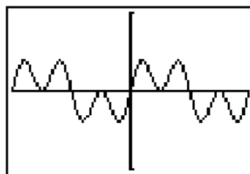
$$\sin(\theta) \cos^2(\theta) = \sin(\theta) - \sin^3(\theta)$$

is an identity.

If we graph

$$Y_1 = \sin(X) \cos^2(X)$$

$$Y_2 = \sin(X) - \sin^3(X)$$



for $-360^\circ \leq X \leq 360^\circ$, we see that they have the same graph, as shown in the figure.

Checkpoint 5.53

a Rewrite $\sin^2(\alpha) \cos^2(\alpha)$ as an expression in $\cos(\alpha)$.

b Verify your identity by graphing.

Answer. $\cos^2(\alpha) - \cos^4(\alpha)$

Tangent Identity

There is also a relationship between the tangent ratio and the sine and cosine. Complete the following table with exact values. You should find that the entries in the last two columns are identical.

| θ | $\cos(\theta)$ | $\sin(\theta)$ | $\frac{\sin(\theta)}{\cos(\theta)}$ | $\tan(\theta)$ |
|------------|----------------|----------------|-------------------------------------|----------------|
| 0° | | | | |
| 30° | | | | |
| 45° | | | | |
| 60° | | | | |

For the angles in the table,

$$\tan(\theta) = \frac{\sin(\theta)}{\cos(\theta)}$$

Because $\cos(90^\circ) = 0$, the quotient $\frac{\sin(\theta)}{\cos(\theta)}$ is undefined for $\theta = 90^\circ$, and $\tan 90^\circ$ is undefined, too. The same is true for $\theta = 270^\circ$. For all other angles between 0° and 360° , $\tan(\theta) = \frac{\sin(\theta)}{\cos(\theta)}$. A proof of the tangent identity is outlined in Homework Problem 78.

Tangent Identity.

For any angle not coterminal with 90° or 270° ,

$$\tan(\theta) = \frac{\sin(\theta)}{\cos(\theta)}$$

Now we can see how to use identities to simplify trigonometric expressions. One strategy for simplifying a trigonometric expression is to reduce the number of different trig ratios involved. We can use the tangent identity to replace the tangent ratio by sines and cosines.

Example 5.54 Simplify the expression $\cos(\theta)\tan(\theta) + \sin(\theta)$.

Solution. We apply the tangent identity to replace $\tan(\theta)$ by $\frac{\sin(\theta)}{\cos(\theta)}$ and obtain

$$\begin{aligned}\cos(\theta)\tan(\theta) + \sin(\theta) &= \cos(\theta)\left(\frac{\sin(\theta)}{\cos(\theta)}\right) + \sin(\theta) \\ &= \sin(\theta) + \sin(\theta) = 2\sin(\theta)\end{aligned}$$

□

Checkpoint 5.55 Simplify the expression $(1 + \tan^2(x))(1 - \cos^2(x))$.

Answer. $\tan^2(x)$

Trig Ratios are Related

All three of the trigonometric functions of an angle are related. If we know the value of one of the three, we can calculate the other two (up to sign) by using the Pythagorean and tangent identities. We do *not* need to find the angle itself in order to do this. We need only know in which quadrant the angle lies to determine the correct sign for the trig ratios.

Example 5.56 If $\sin(\theta) = \frac{7}{25}$ and $90^\circ < \theta < 180^\circ$, find $\cos(\theta)$ and $\tan(\theta)$.

Solution. We substitute $\sin(\theta) = \frac{7}{25}$ into the Pythagorean identity $\cos^2(\theta) + \sin^2(\theta) = 1$ to get

$$\begin{aligned}\cos^2(\theta) + \left(\frac{7}{25}\right)^2 &= 1 && \text{Isolate } \cos^2(\theta). \\ \cos^2(\theta) &= 1 - \left(\frac{7}{25}\right)^2 && 1 - \left(\frac{7}{25}\right)^2 = 1 - \frac{49}{625} = \frac{625-49}{625} \\ \cos^2(\theta) &= \frac{576}{625} && \text{Take square roots.} \\ \cos \theta &= \pm \sqrt{\frac{576}{625}} \\ &= \pm \frac{24}{25}\end{aligned}$$

Because θ is between 90° and 180° , $\cos(\theta)$ must be negative, so $\cos(\theta) = \frac{-24}{25}$.

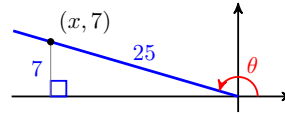
To find $\tan(\theta)$, we use the tangent identity.

$$\tan(\theta) = \frac{\sin(\theta)}{\cos(\theta)} = \frac{7/25}{-24/25} = \frac{-7}{24}$$

□

We can also work the previous Example by sketching an appropriate triangle. We begin by drawing an obtuse angle θ and its reference triangle. Because $\sin(\theta) = \frac{7}{25}$, we can choose a point on the terminal side to have y -coordinate 7 and $r = 25$, as shown below. In order to calculate $\cos(\theta)$ and $\tan(\theta)$, we must find the x -coordinate of the point. By the Pythagorean theorem,

$$\begin{aligned}
 x^2 + 7^2 &= 25^2 && \text{Isolate } x^2. \\
 x^2 &= 576 && \text{Take square roots.} \\
 x &= -24
 \end{aligned}$$



Note that x is negative because the point $(x, 7)$ is in the second quadrant. Then

$$\cos(\theta) = \frac{x}{r} = \frac{-24}{25} \quad \text{and} \quad \tan(\theta) = \frac{y}{x} = \frac{7}{-24} = \frac{-7}{24}$$

Checkpoint 5.57

- a If $\cos(\theta) = \frac{5}{13}$ and $-90^\circ < \theta < 0^\circ$, find $\sin(\theta)$ and $\tan(\theta)$.
- b Find $\sin(\theta)$ and $\tan(\theta)$ by using an appropriate sketch.

Answer. $\sin(\theta) = \frac{-12}{13}$, $\tan(\theta) = \frac{-12}{5}$

Solving Equations

Now we'll see how identities are useful for solving trigonometric equations. So far we have only solved equations that involve a single trigonometric ratio. If the equation involves more than one trig function, we use identities to rewrite the equation in terms of a single trig function.

Example 5.58 Solve $\cos^2(A) - \sin^2(A) - \sin(A) = 0$ for $0^\circ \leq A \leq 360^\circ$.

Solution. The equation involves both the cosine and sine functions, and we will rewrite the left side in terms of the sine only. To eliminate the cosines, we use the Pythagorean identity $\cos^2(A) = 1 - \sin^2(A)$.

$$\begin{aligned}
 \cos^2(A) - \sin^2(A) - \sin(A) &= 0 && \text{Replace } \cos^2(A) \text{ by } 1 - \sin^2(A). \\
 (1 - \sin^2(A)) - \sin^2(A) - \sin(A) &= 0 && \text{Combine like terms.} \\
 1 - 2\sin^2(A) - \sin(A) &= 0 && \text{Multiply both sides by } -1. \\
 2\sin^2(A) + \sin(A) - 1 &= 0 && \text{Factor the left side.} \\
 (2\sin(A) - 1)(\sin(A) + 1) &= 0
 \end{aligned}$$

Set each factor equal to zero to see that either $\sin(A) = \frac{1}{2}$ or $\sin(A) = -1$. Now, $\sin(A) = \frac{1}{2}$ when $A = 30^\circ$ or $A = 150^\circ$, and $\sin(A) = -1$ when $A = 270^\circ$. The solutions are $A = 30^\circ$, $A = 150^\circ$, or $A = 270^\circ$. \square

Checkpoint 5.59 Solve $1 - \sin^2(\theta) + \cos(\theta) = 0$ for $0^\circ \leq \theta \leq 360^\circ$.

Answer. 90° , 180° , 270°

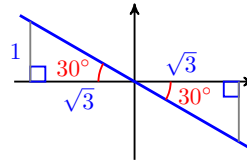
Like the Pythagorean identity, the tangent identity can be helpful in solving trigonometric equations.

Example 5.60 Solve $\cos(B) + \sqrt{3}\sin(B) = 0$ for $0^\circ \leq B \leq 360^\circ$.

Solution. We first try to write the equation in terms of a single trig function.

$$\begin{aligned}
 \sqrt{3}\sin(B) &= -\cos(B) && \text{Divide both sides by } \cos(B) \text{ and } \sqrt{3}. \\
 \frac{\sin(B)}{\cos(B)} &= \frac{-1}{\sqrt{3}} && \text{Apply the tangent identity.} \\
 \tan(B) &= \frac{-1}{\sqrt{3}}
 \end{aligned}$$

Because $\tan(30^\circ) = \frac{-1}{\sqrt{3}}$, we see that B has a reference angle of 30° . And because the tangent is negative in the second and fourth quadrants, we have $B = 150^\circ$ or $B = 330^\circ$, as shown in the figure.



□

Checkpoint 5.61 Solve $2 \tan(\beta) \cos(\beta) - \sqrt{3} = 0$ for $0^\circ \leq \beta \leq 360^\circ$.

Answer. $60^\circ, 120^\circ$

Proving Identities

When we show that one trigonometric expression is equivalent to another expression, we have proved a trigonometric identity. In a previous example we proved that the equation

$$\cos(\theta) \tan(\theta) + \sin(\theta) = 2 \sin(\theta)$$

is an identity; it is true for all values of θ . A common strategy for proving an identity is to transform one side of the equation using equivalent expressions until it is identical to the other side. To help us choose the transformations at each step of the proof, we try to match the algebraic form of the final expression.

Example 5.62 Prove the identity $1 + \tan^2(t) = \frac{1}{\cos^2(t)}$

Solution. By manipulating the left side of the equation, we will show that the expression $1 + \tan^2(t)$ is equivalent to $\frac{1}{\cos^2(t)}$. First, we use the tangent identity to write the expression in terms of sines and cosines:

$$1 + \tan^2(t) = 1 + \left(\frac{\sin(t)}{\cos(t)} \right)^2 = 1 + \frac{\sin^2(t)}{\cos^2(t)}$$

Next, we notice that the right side of the proposed identity has only one term, so we combine the terms on the left side. So that the fractions have the same denominator, we write 1 as $\frac{\cos^2(t)}{\cos^2(t)}$.

$$1 + \frac{\sin^2(t)}{\cos^2(t)} = \frac{\cos^2(t)}{\cos^2(t)} + \frac{\sin^2(t)}{\cos^2(t)} = \frac{\cos^2(t) + \sin^2(t)}{\cos^2(t)}$$

Finally, we apply the Pythagorean identity to the numerator.

$$\frac{\cos^2(t) + \sin^2(t)}{\cos^2(t)} = \frac{1}{\cos^2(t)}$$

Thus, $1 + \tan^2(t) = \frac{1}{\cos^2(t)}$, and the identity is proved. □

When you write out the proof of an identity, you should transform the expression on one side of the identity into the expression on the other side, showing one step of the calculation on each line of your proof. You can provide a justification for each step to the right of the calculation. The proof of the identity in the previous example would look like this:

$$1 + \tan^2(t) = 1 + \left(\frac{\sin(t)}{\cos(t)} \right)^2 \quad \text{Replace } \tan(t) \text{ by } \frac{\sin(t)}{\cos(t)}.$$

$$\begin{aligned}
 &= 1 + \frac{\sin^2(t)}{\cos^2(t)} && \text{Square the fraction.} \\
 &= \frac{\cos^2(t)}{\cos^2(t)} + \frac{\sin^2(t)}{\cos^2(t)} && \text{Replace 1 by } \frac{\cos^2(t)}{\cos^2(t)}. \\
 &= \frac{\cos^2(t) + \sin^2(t)}{\cos^2(t)} && \text{Add fractions.} \\
 &= \frac{1}{\cos^2(t)} && \text{Apply Pythagorean identity.}
 \end{aligned}$$

Checkpoint 5.63 Prove the identity $2 \cos^2(x) - 1 = 1 - 2 \sin^2(x)$

Answer. $2 \cos^2(x) - 1 = 2(1 - \sin^2(x)) = 2 - 2 \sin^2(x) - 1 = 1 - 2 \sin^2(x)$

Review the following skills you will need for this section.

Algebra Refresher 5.3

Write each expression as a single fraction in simplest form.

| | | |
|-----------------------------------|---|---|
| 1 $\frac{1}{x} + \frac{1}{y}$ | 5 $\frac{\frac{y-x}{x}}{\frac{y}{x} + 1}$ | 7 $\frac{\frac{2a}{x}}{1 - \frac{a^2}{x^2}}$ |
| 2 $1 - \frac{1}{x}$ | 6 $\frac{1 - \frac{x^2}{y^2}}{1 + \frac{x^2}{y^2}}$ | 8 $\frac{\frac{a}{x} + \frac{b}{y}}{1 - \frac{ab}{xy}}$ |
| 3 $\frac{1}{x-1} + \frac{1}{x+1}$ | | |
| 4 $x - \frac{x}{x+1}$ | | |

Algebra Refresher Answers

| | | | |
|--------------------|----------------------|-----------------------------|-------------------------|
| 1 $\frac{x+y}{xy}$ | 3 $\frac{2x}{x^2-1}$ | 5 $\frac{y-x}{y}$ | 7 $\frac{2ax}{x^2-a^2}$ |
| 2 $\frac{x-1}{x}$ | 4 $\frac{x^2}{x+1}$ | 6 $\frac{y^2-x^2}{y^2+x^2}$ | 8 $\frac{ay+bx}{xy-ab}$ |

Section 5.3 Summary

Vocabulary

- Conditional equation
- Equivalent expressions
- Identity

Concepts

- 1 An equation that is true only for certain values of the variable, and false for others, is called a **conditional equation**. An equation that is true for all legitimate values of the variables is called an **identity**.
- 2 The expressions on either side of the equal sign in an identity are called **equivalent expressions**, because they have the same value for all values of the variable.
- 3 We often use identities to replace one form of an expression by a more useful form.

- 4 To check to whether an equation is an identity we can compare graphs of $Y_1 =$ (left side of the equation) and $Y_2 =$ (right side of the equation). If the two graphs agree, the equation is an identity. If the two graphs are not the same, the equation is not an identity.

5

| Pythagorean Identity. | |
|------------------------------|---------------------------------------|
| For any angle θ , | $\cos^2(\theta) + \sin^2(\theta) = 1$ |
| Alternate forms: | $\cos^2(\theta) = 1 - \sin^2(\theta)$ |
| | $\sin^2(\theta) = 1 - \cos^2(\theta)$ |

6

| Tangent Identity. | |
|---|--|
| For any angle not coterminal with 90° or 270° , | $\tan(\theta) = \frac{\sin(\theta)}{\cos(\theta)}$ |

- 7 To solve an equation involving more than one trig function, we use identities to rewrite the equation in terms of a single trig function.
- 8 To prove an identity, we write one side of the equation in equivalent forms until it is identical to the other side of the equation.

Study Questions

- 1 What is the difference between a conditional equation and an identity? Give an example of each.
- 2 What happens when you try to "solve" an identity?
- 3 Explain how to use graphs to verify an identity.
- 4 Delbert claims that since $\cos^2(\theta) + \sin^2(\theta) = 1$, we can take the square root of both sides to get the simpler form $\cos(\theta) + \sin(\theta) = 1$. Is he correct? Why or why not?
- 5 If $\frac{a}{b} = \frac{2}{5}$, is it necessarily true that $a = 2$ and $b = 5$? Explain. If $\tan(\theta) = \frac{3}{11}$, is it true that $\sin(\theta) = 3$ and $\cos(\theta) = 11$?

Skills

- 1 Recognize identities #1–16, 41–46
- 2 Verify identities #17–26, 73–78
- 3 Rewrite expressions using identities #27–34, 47–50
- 4 Use identities to evaluate expressions #35–40
- 5olve trigonometric equations #51–58, 67–72
- 6 Given one trig ratio, find the others #59–72

Homework 5.3

Exercise Group. For Problems 1–8, decide which of the following equations are identities. Explain your reasoning.

1. $(\sqrt{a} + \sqrt{b})^2 = a + b$
2. $\sqrt{a^2 - b^2} = a - b$
3. $\frac{1}{a+b} = \frac{1}{a} + \frac{1}{b}$
4. $\frac{a+b}{a} = b$
5. $\tan(\alpha + \beta) = \frac{\sin(\alpha + \beta)}{\cos(\alpha + \beta)}$
6. $\frac{1}{\tan(\theta)} = \frac{\cos(\theta)}{\sin(\theta)}$
7. $(1 + \tan(\theta))^2 = 1 + \tan^2(\theta)$
8. $\sqrt{1 - \sin^2(\phi)} = 1 - \sin(\phi)$

Exercise Group. For Problems 9–16, use graphs to decide which of the following equations are identities.

9. $\sin(2t) = 2 \sin(t)$
10. $\cos(\theta) + \sin(\theta) = 1$
11. $\sin(30^\circ + \beta) = \frac{1}{2} + \sin(\beta)$
12. $\cos(90^\circ - C) = \sin C$
13. $\tan(90^\circ - \theta) = \frac{1}{\tan(\theta)}$
14. $\tan(2\theta) = \frac{2 \tan(\theta)}{1 - \tan^2(\theta)}$
15. $\frac{\tan^2(x)}{1 + \tan^2(x)} = \sin^2(x)$
16. $\tan(x) + \frac{1}{\tan(x)} = \sin(x) \cos(x)$

Exercise Group. For Problems 17–26, show that the equation is an identity by transforming the left side into the right side.

17. $(1 + \sin(w))(1 - \sin(w)) = \cos^2(w)$
18. $(\cos(\theta) - 1)(\cos(\theta) + 1) = -\sin^2(\theta)$
19. $(\cos(\theta) - \sin(\theta))^2 = 1 - 2 \sin(\theta) \cos(\theta)$
20. $\sin^2(x) - \cos^2(x) = 1 - 2 \cos^2(x)$
21. $\tan(\theta) \cos(\theta) = \sin(\theta)$
22. $\frac{\sin(\mu)}{\tan(\mu)} = \cos(\mu)$
23. $\cos^4(x) - \sin^4(x) = \cos^2(x) - \sin^2(x)$
24. $1 - 2 \cos^2(v) + \cos^4(v) = \sin^4(v)$
25. $\frac{\sin(u)}{1 + \cos(u)} = \frac{1 - \cos(u)}{\sin(u)}$

Hint. Multiply numerator and denominator of the left side by $1 - \cos(u)$.

26. $\frac{\sin(v)}{1 - \cos(v)} = \frac{\tan(v)(1 + \sin(v))}{\cos(v)}$

Hint. Multiply numerator and denominator of the left side by $1 + \sin(v)$.

Exercise Group. For Problems 27–34, simplify, using identities as necessary.

27. $\frac{1}{\cos^2(\beta)} - \frac{\sin^2(\beta)}{\cos^2(\beta)}$ 28. $\frac{1}{\sin^2(\phi)} - \frac{1}{\tan^2(\phi)}$
29. $\cos^2(\alpha)(1 + \tan^2(\alpha))$ 30. $\cos^3(\phi) + \sin^2(\phi)\cos(\phi)$
31. $\tan^2(A) - \tan^2(A)\sin^2(A)$ 32. $\cos^2(B)\tan^2(B) + \cos^2(B)$
33. $\frac{1 - \cos^2(z)}{\cos^2(z)}$ 34. $\frac{\sin(t)}{\cos(t)\tan(t)}$

Exercise Group. For Problems 35–40, evaluate without using a calculator.

35. $3\cos^2(1.7^\circ) + 3\sin^2(1.7^\circ)$ 36. $4 - \cos^2(338^\circ) - \sin^2(338^\circ)$
37. $(\cos^2(20^\circ) + \sin^2(20^\circ))^4$ 38. $\frac{18}{\cos^2(17^\circ) + \sin^2(17^\circ)}$
39. $\frac{6}{\cos^2(53^\circ)} - 6\tan^2(53^\circ)$ 40. $\frac{1}{\sin^2(102^\circ)} - \frac{\cos^2(102^\circ)}{\sin^2(102^\circ)}$

Exercise Group. For Problems 41–46, one side of an identity is given. Graph the expression, and make a conjecture about the other side of the identity.

41. $2\cos^2(\theta) - 1 = ?$ 42. $1 - 2\sin^2\left(\frac{\theta}{2}\right) = ?$
43. $1 - \frac{\sin^2(x)}{1 + \cos(x)} = ?$ 44. $\frac{\sin(x)}{\sqrt{1 - \sin^2(x)}} = ?$
45. $2\tan(t)\cos^2(t) = ?$ 46. $\frac{2\tan(t)}{1 - \tan^2(t)} = ?$

Exercise Group. For Problems 47–50, use identities to rewrite each expression.

47. $2 - \cos^2(\theta) + 2\sin(\theta)$ as an expression in $\sin(\theta)$ only
48. $3\sin^2(B) + 2\cos(B) - 4$ as an expression in $\cos(B)$ only
49. $\cos^2(\phi) - 2\sin^2(\phi)$ as an expression in $\cos(\phi)$ only
50. $\cos^2(\phi)\sin^2(\phi)$ as an expression in $\sin(\phi)$ only

Exercise Group. For Problems 51–58, solve the equation for $0^\circ \leq \theta \leq 360^\circ$. Round angles to three decimal places if necessary.

51. $\cos(\theta) - \sin^2(\theta) + 1 = 0$ 52. $4\sin(\theta) + 2\cos^2(\theta) - 3 = -1$
53. $1 - \sin(\theta) - 2\cos^2(\theta) = 0$ 54. $3\cos^2(\theta) - \sin^2(\theta) = 2$
55. $2\cos(\theta)\tan(\theta) + 1 = 0$ 56. $\cos(\theta) - \sin(\theta) = 0$
57. $\frac{1}{3}\cos(\theta) = \sin(\theta)$ 58. $5\sin(C) = 2\cos(C)$

Exercise Group. For Problems 59–62, use identities to find exact values for the other two trig ratios.

59. $\cos(A) = \frac{12}{13}$ and $270^\circ < A < 360^\circ$
60. $\sin(B) = \frac{-3}{5}$ and $180^\circ < B < 270^\circ$
61. $\sin(\phi) = \frac{1}{7}$ and $90^\circ < \phi < 180^\circ$

$$62. \cos(t) = \frac{-2}{3} \quad \text{and} \quad 180^\circ < t < 270^\circ$$

Exercise Group. For Problems 63–66, use the identity below to find the sine and cosine of the angle.

$$1 + \tan^2(\theta) = \frac{1}{\cos^2(\theta)}$$

$$63. \tan(\theta) = -\frac{1}{2} \quad \text{and} \quad 270^\circ < \theta < 360^\circ$$

$$64. \tan(\theta) = 2 \quad \text{and} \quad 180^\circ < \theta < 270^\circ$$

$$65. \tan(\theta) = \frac{3}{4} \quad \text{and} \quad 180^\circ < \theta < 270^\circ$$

$$66. \tan(\theta) = -3 \quad \text{and} \quad 90^\circ < \theta < 180^\circ$$

Exercise Group. For Problems 67–72, find exact values for the sine, cosine, and tangent of the angle.

$$67. 2\cos(A) + 9 = 8 \quad \text{and} \quad 90^\circ < A < 180^\circ$$

$$68. 25\sin(B) + 8 = -12 \quad \text{and} \quad 180^\circ < B < 270^\circ$$

$$69. 8\tan(\beta) + 5 = -11 \quad \text{and} \quad 90^\circ < \beta < 180^\circ$$

$$70. 6(\tan(\beta) - 4) = -24 \quad \text{and} \quad 90^\circ < \beta < 270^\circ$$

$$71. \tan^2(C) - \frac{1}{4} = 0 \quad \text{and} \quad 0^\circ < C < 180^\circ$$

$$72. 4\cos^2(A) - \cos(A) = 0 \quad \text{and} \quad 0^\circ < A < 180^\circ$$

Exercise Group. For Problems 73–76, prove the identity by rewriting tangents in terms of sines and cosines. (These problems involve simplifying complex fractions. See the Algebra Refresher to review this skill.)

$$73. \frac{\tan(\alpha)}{1 + \tan(\alpha)} = \frac{\sin(\alpha)}{\sin(\alpha) + \cos(\alpha)}$$

$$74. \frac{1 - \tan(u)}{1 + \tan(u)} = \frac{\cos(u) - \sin(u)}{\cos(u) + \sin(u)}$$

$$75. \frac{1 + \tan^2(\beta)}{1 - \tan^2(\beta)} = \frac{1}{\cos^2(\beta) - \sin^2(\beta)}$$

$$76. \tan^2(v) - \sin^2(v) = \tan^2(v)\sin^2(v)$$

77. Prove the Pythagorean identity $\cos^2(\theta) + \sin^2(\theta) = 1$ by carrying out the following steps. Sketch an angle θ in standard position, and label a point (x, y) on the terminal side, at a distance r from the vertex.

a Begin with the equation $\sqrt{x^2 + y^2} = r$, and square both sides.

b Divide both sides of your equation from part (a) by r^2 .

c Write the left side of the equation as the sum of the squares of two fractions.

d Substitute the appropriate trigonometric ratio for each fraction.

78. Prove the tangent identity $\tan(\theta) = \frac{\sin(\theta)}{\cos(\theta)}$ by carrying out the following

steps. Sketch an angle θ in standard position, and label a point (x, y) on the terminal side, at a distance r from the vertex.

- a Write $\sin(\theta)$ in terms of y and r , and solve for y .
- b Write $\cos(\theta)$ in terms of x and r , and solve for x .
- c Write $\tan(\theta)$ in terms of x and y , then substitute your results from parts (a) and (b).
- d Simplify your fraction in part (c).

5.4 Chapter 5 Summary and Review

Key Concepts

- 1 Expressions containing trig ratios can be simplified or evaluated like other algebraic expressions. To simplify an expression containing trig ratios, we treat each ratio as a single variable.
- 2 The parentheses in an expression such as $\sin(X + Y)$ indicate function notation, not multiplication.
- 3 We write $\cos^2 \theta$ to denote $(\cos(\theta))^2$, and $\cos^n(\theta)$ to denote $(\cos(\theta))^n$. (Similarly for the other trig ratios.)
- 4 An **equation** is a statement that two algebraic expressions are equal. It may be true or false.
- 5 We can solve equations by trial and error, by using graphs, or by algebraic techniques.
- 6 To solve a trigonometric equation, we first isolate the trigonometric ratio on one side of the equation. We then use reference angles to find all the solutions between 0° and 360° .
- 7 An equation that is true only for certain values of the variable, and false for others, is called a **conditional equation**. An equation that is true for all legitimate values of the variables is called an **identity**.
- 8 The expressions on either side of the equal sign in an identity are called **equivalent expressions**, because they have the same value for all values of the variable.
- 9 We often use identities to replace one form of an expression by a more useful form.
- 10 To check to whether an equation is an identity we can compare graphs of $Y_1 =$ (left side of the equation) and $Y_2 =$ (right side of the equation). If the two graphs agree, the equation is an identity. If the two graphs are not the same, the equation is not an identity.

11

Pythagorean Identity.

For any angle θ ,

$$\cos^2(\theta) + \sin^2(\theta) = 1$$

Alternate forms:

$$\cos^2(\theta) = 1 - \sin^2(\theta)$$

$$\sin^2(\theta) = 1 - \cos^2(\theta)$$

12

Tangent Identity.

For any angle not coterminal with 90° or 270° ,

$$\tan(\theta) = \frac{\sin(\theta)}{\cos(\theta)}$$

13 To solve an equation involving more than one trig function, we use identities to rewrite the equation in terms of a single trig function.

14 To prove an identity, we write one side of the equation in equivalent forms until it is identical to the other side of the equation.

Chapter 5 Review Problems

Exercise Group. For Problems 1–4, evaluate the expressions for $x = 120^\circ$, $y = 225^\circ$, and $z = 90^\circ$. Give exact values for your answers.

- | | |
|------------------------------|------------------------------------|
| 1. $\sin^2(x) \cos(y)$ | 2. $\sin(z) - \frac{1}{2} \sin(y)$ |
| 3. $\tan(z - x) \cos(y - z)$ | 4. $\frac{\tan^2(x)}{2 \cos(y)}$ |

Exercise Group. For Problems 5–8, evaluate the expressions using a calculator. Are they equal?

- | | |
|---|---|
| 5. | 6. |
| a $\sin(20^\circ + 40^\circ)$ | a $\cos^2(70^\circ) - \sin^2(70^\circ)$ |
| b $\sin(20^\circ) + \sin(40^\circ)$ | b $\cos(2 \cdot 70^\circ)$ |
| 7. | 8. |
| a $\frac{\sin(55^\circ)}{\cos(55^\circ)}$ | a $\tan(80^\circ) - \tan(10^\circ)$ |
| b $\tan(55^\circ)$ | b $\tan(80^\circ - 10^\circ)$ |

Exercise Group. For Problems 9–12, simplify the expression.

9. $3 \sin(x) - 2 \sin(x) \cos(y) + 2 \sin(x) - \cos(y)$
10. $\cos(t) + 3 \cos(3t) - 3 \cos(t) - 2 \cos(3t)$
11. $6 \tan^2(\theta) + 2 \tan(\theta) - (4 \tan(\theta))^2$
12. $\sin(\theta)(2 \cos(\theta) - 2) + \sin(\theta)(1 - \sin(\theta))$

Exercise Group. For Problems 13–16, decide whether or not the expressions are equivalent. Explain.

13. $\cos(\theta) + \cos(2\theta)$; $\cos(3\theta)$ 14. $1 + \sin^2(x)$; $(1 + \sin(x))^2$
 15. $3 \tan^2(t) - \tan^2(t)$; $2 \tan^2(t)$ 16. $\cos(4\theta)$; $2 \cos(2\theta)$

Exercise Group. For Problems 17–20, multiply or expand.

17. $(\cos(\alpha) + 2)(2 \cos(\alpha) - 3)$ 18. $(1 - 3 \tan(\beta))^2$
 19. $(\tan(\phi) - \cos(\phi))^2 = 0$ 20. $(\sin(\rho) - 2 \cos(\rho))(\sin(\rho) + \cos(\rho))$

Exercise Group. For Problems 21–24, factor the expression.

21. $12 \sin(3x) - 6 \sin(2x)$ 22. $2 \cos^2(\beta) + \cos(\beta)$
 23. $1 - 9 \tan^2(\theta)$ 24. $\sin^2(\phi) - \sin(\phi) \tan(\phi) - 2 \tan^2(\phi)$

Exercise Group. For Problems 25–30, reduce the fraction.

25. $\frac{\cos^2(\alpha) - \sin^2(\alpha)}{\cos(\alpha) - \sin(\alpha)}$ 26. $\frac{1 - \tan^2(\theta)}{1 - \tan(\theta)}$
 27. $\frac{3 \cos(x) + 9}{2 \cos(x) + 6}$ 28. $\frac{5 \sin(\theta) - 10}{\sin^2(\theta) - 4}$
 29. $\frac{3 \tan^2(C) - 12}{\tan^2(C) - 4 \tan(C) + 4}$ 30. $\frac{\tan^2(\beta) - \tan(\beta) - 6}{\tan(\beta) - 3}$

Exercise Group. For Problems 31–32, use a graph to solve the equation for $0^\circ \leq x < 360^\circ$. Check your solutions by substitution.

31. $8 \cos(x) - 3 = 2$ 32. $6 \tan(x) - 2 = 8$

Exercise Group. For Problems 33–40, find all solutions between 0° and 360° . Give exact answers.

33. $2 \cos^2(\theta) + \cos(\theta) = 0$ 34. $\sin^2(\alpha) - \sin(\alpha) = 0$
 35. $2 \sin^2(x) - \sin(x) - 1 = 0$ 36. $\cos^2(B) + 2 \cos(B) + 1 = 0$
 37. $\tan^2(x) = \frac{1}{3}$ 38. $\tan^2(t) - \tan(t) = 0$
 39. $6 \cos^2(\alpha) - 3 \cos(\alpha) - 3 = 0$ 40. $2 \sin^2(\theta) + 4 \sin(\theta) + 2 = 0$

Exercise Group. For Problems 41–44, solve the equation for $0^\circ \leq x < 360^\circ$. Round your answers to two decimal places.

41. $2 - 5 \tan(\theta) = -6$ 42. $3 + 5 \cos(\theta) = 4$
 43. $3 \cos^2(x) + 7 \cos(x) = 0$ 44. $8 - 9 \sin^2(x) = 0$

45. A light ray passes from glass to water, with a 37° angle of incidence. What is the angle of refraction? The index of refraction from water to glass is 1.1.
 46. A light ray passes from glass to water, with a 76° angle of incidence. What is the angle of refraction? The index of refraction from water to glass is 1.1.

Exercise Group. For Problems 47–50, decide which of the following equations are identities. Explain your reasoning.

47. $\cos(x) \tan(x) = \sin(x)$

48. $\sin(\theta) = 1 - \cos(\theta)$

49. $\tan(\phi) + \tan(\phi) = \tan(2\phi)$

50. $\tan^2(x) = \frac{\sin^2(x)}{1 - \sin^2(x)}$

Exercise Group. For Problems 51–54, use graphs to decide which of the following equations are identities.

51. $\cos(2\theta) = 2 \cos(\theta)$

52. $\cos(x - 90^\circ) = \sin(x)$

53. $\sin(2x) = 2 \sin(x) \cos(x)$

54. $\cos(\theta + 90^\circ) = \cos(\theta) - 1$

Exercise Group. For Problems 55–58, show that the equation is an identity by transforming the left side into the right side.

55. $\frac{1 - \cos^2(\alpha)}{\tan(\alpha)} = \sin(\alpha) \cos(\alpha)$

56. $\cos^2(\beta) \tan^2(\beta) + \cos^2(\beta) = 1$

57. $\frac{\tan(\theta) - \sin(\theta) \cos(\theta)}{\sin(\theta) \cos(\theta)} = \sin(\theta)$

58. $\tan(\phi) - \frac{\sin^2(\phi)}{\tan(\phi)} = \tan(\phi) \sin^2(\phi)$

Exercise Group. For Problems 59–62, simplify, using identities as necessary.

59. $\tan(\theta) + \frac{\cos(\theta)}{\sin(\theta)}$

60. $\frac{1 - 2 \cos^2(\beta)}{\sin(\beta) \cos(\beta)} + \frac{\cos(\beta)}{\sin(\beta)}$

61. $\frac{1}{1 - \sin^2(v)} - \tan^2(v)$

62. $\cos(u) + (\sin(u))(\tan(u))$

Exercise Group. For Problems 63–66, evaluate the expressions without using a calculator.

63. $\sin(137^\circ) - \tan(137^\circ) \cdot \cos(137^\circ)$

64. $\frac{\cos^2(8^\circ) + \cos(8^\circ) \cdot \tan(8^\circ)}{\sin(8^\circ)}$

65. $\frac{1}{\cos^2(54^\circ)} - \tan^2(54^\circ)$

66. $\frac{2}{\cos^2(7^\circ)} - 2 \tan^2(7^\circ)$

Exercise Group. For Problems 67–70, use identities to rewrite each expression.

67. Write $\tan^2(\beta) + 1$ in terms of $\cos^2(\beta)$.

68. Write $2 \sin^2(t) + \cos(t)$ in terms of $\cos(t)$.

69. Write $\frac{\cos(x)}{\tan(x)}$ in terms of $\sin(x)$.

70. Write $\tan^2(\beta) + 1$ in terms of $\cos^2(\beta)$.

Exercise Group. For Problems 71–74, find the values of the three trigonometric functions.

71. $7 \tan(\beta) - 4 = 2, \quad 180^\circ < \beta < 270^\circ$

72. $3 \tan(C) + 5 = 3, \quad -90^\circ < C < 0^\circ$

73. $5 \cos(\alpha) + 3 = 1, \quad 90^\circ < \alpha < 180^\circ$

74. $3 \sin(\theta) + 2 = 4, \quad 90^\circ < \theta < 180^\circ$

Exercise Group. For Problems 75–82, solve the equation for $0^\circ \leq x < 360^\circ$. Round angles to three decimal places if necessary.

75. $\sin(w) + 1 = \cos^2(w)$

76. $\cos^2(\phi) - \cos(\phi) - \sin^2(\phi) = 0$

77. $\cos(x) + \sin(x) = 0$

78. $3 \sin(\theta) = \sqrt{3} \cos(\theta)$

79. $2 \sin(\beta) - \tan(\beta) = 0$

80. $6 \tan(\theta) \cos(\theta) + 6 = 0$


81. $\cos^2(t) - \sin^2(t) = 1$

82. $5 \cos^2(\beta) - 5 \sin^2(\beta) = -5$

Chapter 6

Radians

- [Arclength and Radians](#)
- [Circular Functions](#)
- [Graphs of the Circular Functions](#)



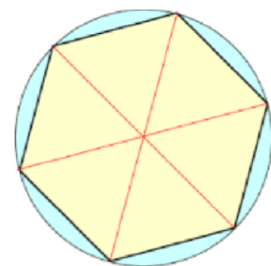
Have you ever wondered why we divide the circle into 360 degrees? Nobody really knows the answer, but it may well have started around 600 BCE with the Babylonians.

The Babylonians lived between the Tigris and Euphrates rivers in present day Turkey and Syria. They kept written records using a stylus to press cuneiform, or wedge-shaped, symbols into wet clay tablets, which were then baked in the sun. Thousands of these tablets have survived and give us detailed information about the mathematical practices of the time.

The Babylonians used a base 60 number system because the number 60 has many factors. They did not invent decimal fractions, so they found it difficult to deal with remainders when doing division. But 60 can be divided evenly by 2, 3, 4, 5, and 6, which made calculations with common fractions much easier.

We still see traces of their base 60 system in our own day: there are 60 seconds in a minute, and 60 minutes in an hour.

In geometry, Babylonian mathematicians used the corner of an equilateral triangle as their basic unit of angular measure, and naturally divided that angle into 60 smaller angles. Now, if the corners of six equilateral triangles are placed together they form a complete circle, and that is why there are six times 60, or 360 degrees of arc in a circle.

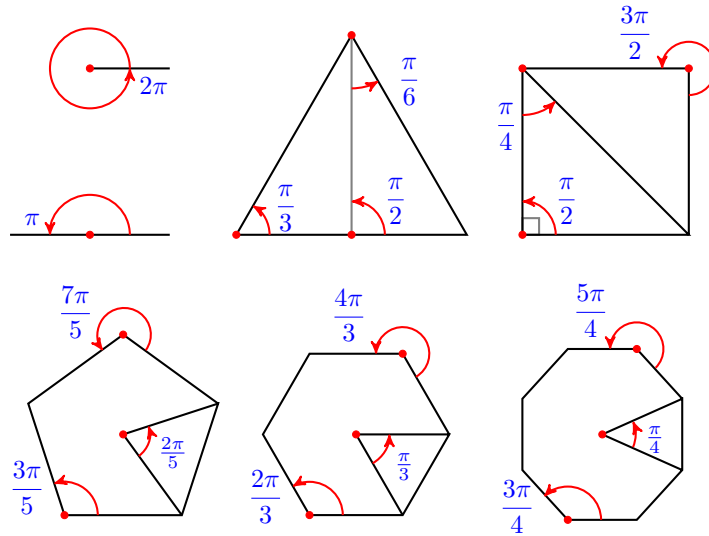


During the reign of Nebuchadnezzar, using the tools and technology available

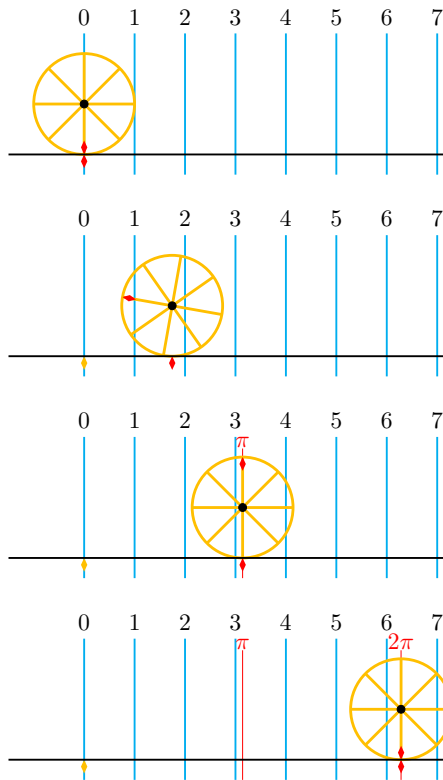
to them, Babylonian astronomers calculated that a complete year numbered 360 days. This made dividing the circle into 360 degrees even more useful.

So the number 360 is not fundamental to the nature of a circle. If ancient civilizations had defined the full circle to be some other number of degrees, we'd probably be using that number today.

But why do we need another, different way to measure angles? In this chapter we'll study **radian measure**, which at first may seem awkward and unnatural. As a hint, consider that although 360 is not fundamental to circles, the number π is.



Radians connect the measure of an angle with the arclength it cuts out on a circle.



Imagine a circle of radius 1 unit rolling along a straight line. The circumference of a circle is 2π times the length of its radius, so when the circle has turned through one complete revolution, it has traveled a distance of 2π units. When the circle has turned through half a revolution, it has traveled a distance of π units.

In radian measure, the angle through which the circle has turned is equal to the distance the circle has traveled, or the length of the arc that has unrolled on the line.

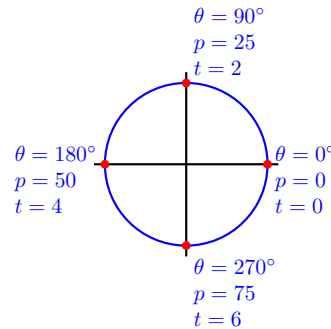
The idea of radian measure was developed by Roger Cotes, an English mathematician who worked closely with Isaac Newton. He described the radian in everything but name, and recognized its naturalness as a unit of angular measure.

The term **radian** first appeared in print on June 5, 1873, on an exam written by James Thomson, the brother of Lord Kelvin, at Queen’s College in Belfast.

In calculus and most other branches of mathematics beyond practical geometry, angles are nearly always measured in radians. Because radians arise naturally when dealing with circles, important relationships are expressed more concisely in radians. In particular, results involving trigonometric functions are simpler when the variables are expressed in radians.

6.1 Arclength and Radians

Imagine that you are riding on a Ferris wheel of radius 100 feet, and each rotation takes eight minutes. We can use angles in standard position to describe your location as you travel around the wheel. The figure at right shows the locations indicated by $\theta = 0^\circ$, 90° , 180° , and 270° . But degrees are not the only way to specify location on a circle.



We could use percent of one complete rotation and label the same locations by $p = 0$, $p = 25$, $p = 50$, and $p = 75$. Or we could use the time elapsed, so that for this example we would have $t = 0$, $t = 2$, $t = 4$, and $t = 6$ minutes.

Another useful method to describe your location uses the distance traveled, or **arclength**, along the circle. How far have you traveled around the Ferris wheel at each of the locations shown?

Before we consider that question, let’s agree on some vocabulary. An **arc** is a portion of a circle, and its length, quite naturally, is called **arclength**. An angle with vertex at the center of the circle is called a **central angle**, and a central angle whose sides meet the endpoints of an arc is said to **subtend** the arc. Or we may say that the angle **spans** the arc. If the arc represents a distance traveled, we sometimes refer to such an angle as the **angle of displacement**.

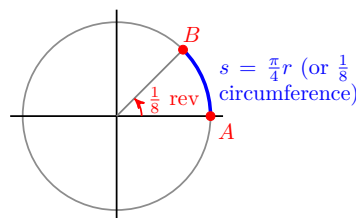
Arclength

Recall that the circumference of a circle is proportional to its radius,

$$C = 2\pi r$$

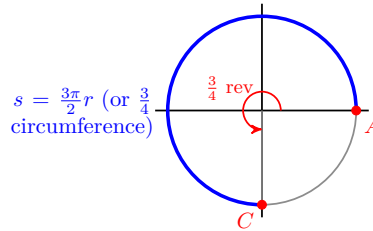
If we walk around the entire circumference of a circle, the distance we travel is 2π times the length of the radius, or about 6.28 times the radius. If we walk only part of the way around the circle, then the distance we travel depends also on the angle of displacement.

For example, an angle of 45° is $\frac{1}{8}$ of a complete revolution, so the length of the arc from point A to point B , called s in the figure at right, is $\frac{1}{8}$ of the circumference. Thus



$$s = \frac{1}{8}(2\pi r) = \frac{\pi}{4}r$$

Similarly, the angle of displacement from point A to point C is $\frac{3}{4}$ of a complete revolution, so the arclength s along the circle from A to C , shown at right, is



$$s = \frac{3}{4}(2\pi r) = \frac{3\pi}{2}r$$

In general, for a given circle the length of the arc spanned by an angle is proportional to the size of the angle.

Arclength on a Circle.

$$\text{Arclength} = (\text{fraction of one revolution}) \cdot (2\pi r)$$

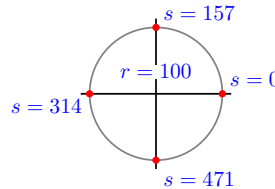
The Ferris wheel in the introduction has circumference

$$C = 2\pi(100) = 628 \text{ feet}$$

so in half a revolution you travel 314 feet around the edge, and in one-quarter revolution you travel 157 feet.

To indicate the same four locations on the wheel by distance traveled, we would use

$$s = 0, s = 157, s = 314, \text{ and } s = 471,$$



as shown at right.

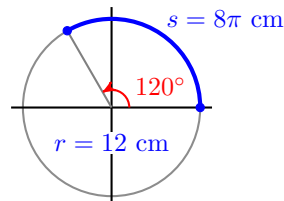
Example 6.1 What length of arc is spanned by an angle of 120° on a circle of radius 12 centimeters?

Solution. Because $\frac{120}{360} = \frac{1}{3}$, an angle of 120° is $\frac{1}{3}$ of a complete revolution, as shown at right.

Using the formula above with $r = 12$, we find that

$$s = \frac{1}{3}(2\pi \cdot 12) = \frac{2\pi}{3} \cdot 12 = 8\pi \text{ cm}$$

or about 25.1 cm.



□

Checkpoint 6.2 How far have you traveled around the edge of a Ferris wheel of radius 100 feet when you have turned through an angle of 150° ?

Answer. 261.8 ft

Measuring Angles in Radians

If you think about measuring arclength, you will see that the degree measure of the spanning angle is not as important as the fraction of one revolution it

covers. This observation suggests a new unit of measurement for angles, one that is better suited to calculations involving arclength. We'll make one change in our formula for arclength, from

$$\text{Arclength} = (\text{fraction of one revolution}) \cdot (2\pi r)$$

to

$$\text{Arclength} = (\text{fraction of one revolution} \times 2\pi) \cdot r$$

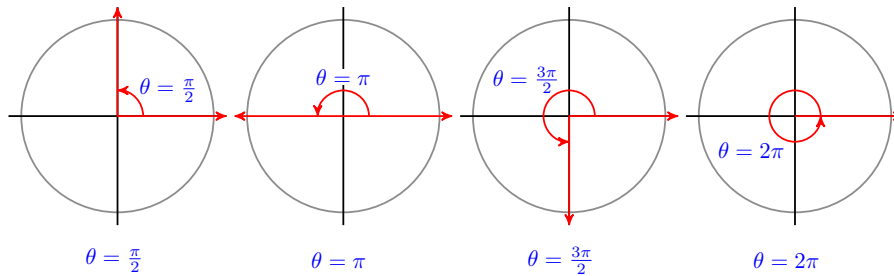
We'll call the quantity in parentheses, (fraction of one revolution $\times 2\pi$), the **radian measure** of the angle that spans the arc.

Radians.

The **radian measure** of an angle is given by

(fraction of one revolution $\times 2\pi$)

For example, one complete revolution, or 360° , is equal to 2π radians, and one-quarter revolution, or 90° , is equal to $\frac{1}{4}(2\pi)$ or $\frac{\pi}{2}$ radians. The figure below shows the radian measure of the quadrantal angles.



Example 6.3 What is the radian measure of an angle of 120° ?

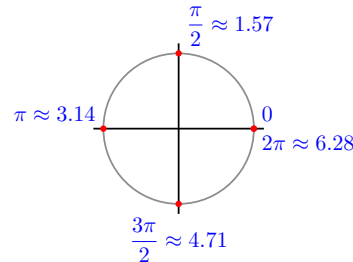
Solution. An angle of 120° is $\frac{1}{3}$ of a complete revolution, as we saw in the previous example. Thus, an angle of 120° has a radian measure of $\frac{1}{3}(2\pi)$, or $\frac{2\pi}{3}$. □

Checkpoint 6.4 What fraction of a revolution is π radians? How many degrees is that?

Answer. Half a revolution, 180°

Radian measure does not have to be expressed in multiples of π . Remember that $\pi \approx 3.14$, so one complete revolution is about 6.28 radians, and one-quarter revolution is $\frac{1}{4}(2\pi) = \frac{\pi}{2}$, or about 1.57 radians. The figure below shows decimal approximations for the quadrantal angles.

| Degrees | Radians: Exact Values | Radians: Decimal Approximations |
|-------------|-----------------------|---------------------------------|
| 0° | 0 | 0 |
| 90° | $\frac{\pi}{2}$ | 1.57 |
| 180° | π | 3.14 |
| 270° | $\frac{3\pi}{2}$ | 4.71 |
| 360° | 2π | 6.28 |



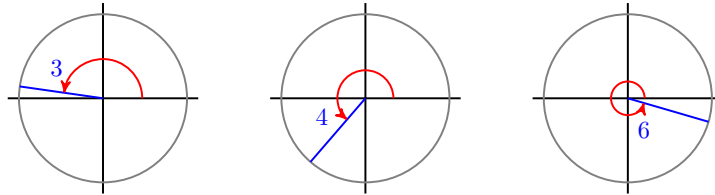
Note 6.5 Because they are "benchmarks" for comparing angles, you should be very familiar with both the exact values of these angles in radians and their approximations!

Example 6.6 In which quadrant would you find an angle of 2 radians? An angle of 5 radians?

Solution. Look at the figure above. The second quadrant includes angles between $\frac{\pi}{2}$ and π , or 1.57 and 3.14 radians, so 2 radians lies in the second quadrant. An angle of 5 radians is between 4.71 and 6.28, or between $\frac{3\pi}{2}$ and 2π radians, so it lies in the fourth quadrant. \square

Checkpoint 6.7 Draw circles centered at the origin and sketch (in standard position) angles of approximately 3 radians, 4 radians, and 6 radians.

Answer.



It turns out that measuring angles in radians is useful for many applications besides calculating arclengths, so we need to start thinking in radians. To help that process, we'll first learn to convert between degrees and radians.

Converting Between Degrees and Radians

It is not difficult to convert the measure of an angle in degrees to its measure in radians, or vice versa. One complete revolution is equal to 2π radians or to 360° , so

$$360^\circ = 2\pi \text{ radians}$$

If we divide both sides of this equation by 360° , we get a fraction that is equal to 1:

$$1 = \frac{2\pi \text{ radians}}{360^\circ} = \frac{\pi \text{ radians}}{180^\circ}$$

And of course it is also true that

$$1 = \frac{180^\circ}{\pi \text{ radians}}$$

Because multiplying by 1 does not change the value of a number, we can use these fractions to convert between degrees and radians.

Converting between degrees and radians.

- To convert from radians to degrees we multiply the radian measure by $\frac{180^\circ}{\pi \text{ radians}}$.
- To convert from degrees to radians we multiply the degree measure by $\frac{\pi \text{ radians}}{180^\circ}$.

Example 6.8

- a Convert 3 radians to degrees.

b Convert 3 degrees to radians.

Solution.

$$\text{a } (3 \text{ radians}) \times \left(\frac{180^\circ}{\pi} \right) = \frac{540^\circ}{\pi} \approx 171.9^\circ$$

$$\text{b } (3^\circ) \times \left(\frac{\pi}{180^\circ} \right) = \frac{\pi}{60} \approx 0.05 \text{ radians.}$$

□

Checkpoint 6.9

a Convert 60° to radians. Give both an exact answer and an approximation to three decimal places.

b Convert $\frac{3\pi}{4}$ radians to degrees.

Answer.

$$\text{a } \frac{\pi}{3} \approx 1.047 \text{ radians} \qquad \text{b } 135^\circ$$

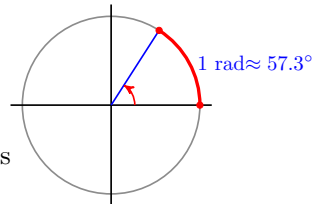
Thus, the fraction $\frac{180^\circ}{\pi}$ (or its reciprocal $\frac{\pi}{180^\circ}$) gives us a *conversion factor* between degrees and radians:

| Unit Conversion for Angles. |
|---|
| $\frac{180^\circ}{\pi \text{ radians}} = 1$ |

Note 6.10 You can review the use of conversion factors in the Algebra Refresher at the end of this Section.

From our conversion factor we also learn that

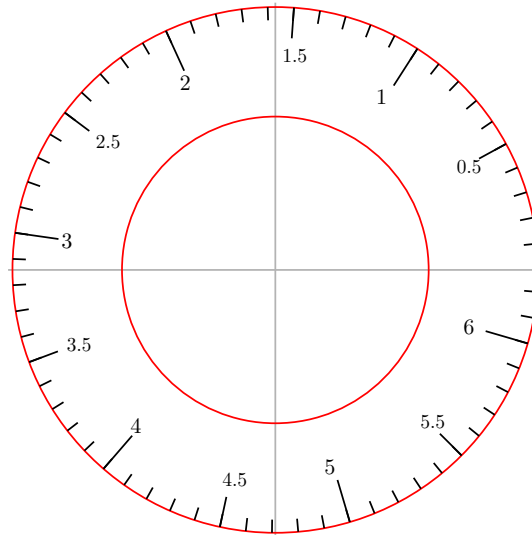
$$1 \text{ radian} = \frac{180^\circ}{\pi} \approx 57.3^\circ$$



So while 1° is a relatively small angle, 1 radian is much larger — nearly 60° , in fact.

But this is reasonable, because there are only a little more than 6 radians in an entire revolution. An angle of 1 radian is shown above.

We'll soon see that, for many applications, it is easier to work entirely in radians. For reference, the figure below shows a radian protractor.



Arclength Formula

Now let us return to our calculation of arclength, and we'll see the first instance in which measuring angles in radians is useful: To calculate an arclength we need only multiply the radius of the circle by the radian measure of the spanning angle, θ . Look again at our formula for arclength:

$$\text{Arclength} = (\text{fraction of one revolution} \times 2\pi) \cdot r$$

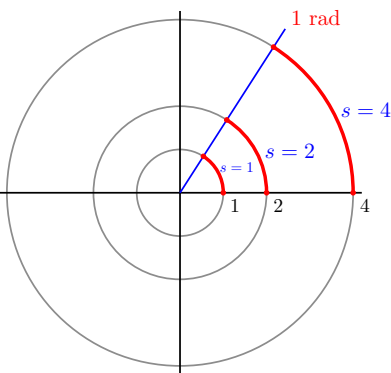
The quantity in parentheses, fraction of one revolution $\times 2\pi$, is just the measure of the spanning angle in radians. Thus, if θ is measured in radians, we have the following simple formula for arclength, s .

Arclength Formula.

On a circle of radius r , the **length s of an arc** spanned by an angle θ in radians is

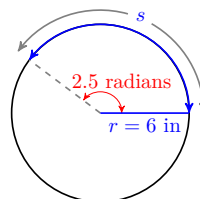
$$s = r\theta$$

Thus, there is a special relationship between arclength and radians. An angle of 1 radian spans an arc on a circle equal to the radius of the circle, as shown at right. And the length of any arc is just the measure of its spanning angle in radians times the radius of the circle.



So for instance, we can use the formula to find the arclength spanned by an angle of 2.5 radians on a circle of radius six inches:

$$s = r\theta = 6(2.5) = 15 \text{ inches}$$



We can also use the formula in the form $\theta = \frac{s}{r}$ to find an angle that spans a given arc. For example, an arclength equal to one radius determines a central angle of one radian, or about 57.3° . In the next example, we compute a change in latitude on the Earth's surface.

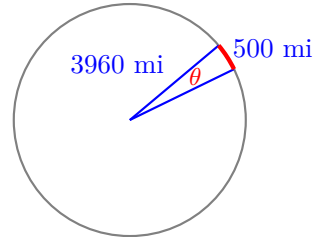
Example 6.11 The radius of the Earth is about 3960 miles. If you travel 500 miles due north, how many degrees of latitude will you traverse? (Latitude is measured in degrees north or south of the equator.)

Solution.

We think of the distance 500 miles as an arclength on the surface of the Earth, as shown at right. Substituting $s = 500$ and $r = 3960$ into the arclength formula gives

$$500 = 3960 \theta$$

$$\theta = \frac{500}{3960} = 0.1263 \text{ radians}$$



To convert the angle measure to degrees, we multiply by $\frac{180^\circ}{\pi}$ to get

$$0.1263 \left(\frac{180^\circ}{\pi} \right) = 7.23^\circ$$

Your latitude has changed by about 7.23° . □

Checkpoint 6.12 The distance around the face of a large clock from 2 to 3 is five feet. What is the radius of the clock?

Answer. 9.55 ft

Unit Circle

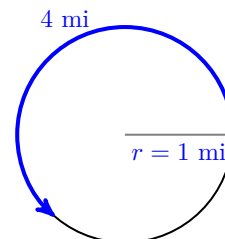
In the rest of this chapter we will see how to use the trigonometric functions sine, cosine, and tangent when the input variable is measured in radians instead of degrees, and why making that change greatly increases the utility of those functions. In Section 4.1 we connected the sine and cosine to the coordinates of points on a **unit circle**, a circle of radius 1. Here is an important observation that will inform our study:

On a unit circle, $r = 1$, so the arclength formula becomes $s = \theta$. Thus, on a unit circle, an arc of length 1 determines a central angle of 1 radian, or about 57.3° . And the measure of a (positive) angle in radians is equal to the length of the arc it spans. In other words, if we walk around the circle, each time we travel over an arclength of one radius, we turn through an angle of one radian.

Example 6.13 You are walking on a trail around a circular pond of radius one mile. You have have walked 4 miles from the trailhead. Sketch your location now.

Solution.

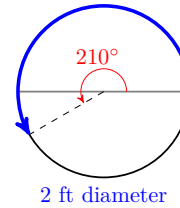
The pond is a unit circle, so you have traversed an angle in radians equal to the arc length traveled, 4 miles. An angle of 4 radians is in the middle of the third quadrant relative to your starting point, more than halfway but less than three-quarters around the pond.



□

Checkpoint 6.14

An ant walks around the rim of a circular bird-bath of diameter 2 feet. How far has the ant walked when it has turned through an angle of 210° ?



Answer. 3.67 ft

Review the following skills you will need for this section.

Algebra Refresher 6.1

Use the appropriate conversion factor to convert units.

$$1 \frac{1 \text{ mile}}{1.609 \text{ kilometers}} = 1$$

$$a \text{ 10 miles} = \underline{\hspace{2cm}} \text{ km}$$

$$b \text{ 50 km} = \underline{\hspace{2cm}} \text{ miles}$$

$$2 \frac{1 \text{ acre}}{0.405 \text{ hectare}} = 1$$

$$a \text{ 40 acres} = \underline{\hspace{2cm}} \text{ hectares}$$

$$b \text{ 5 hectares} = \underline{\hspace{2cm}} \text{ acres}$$

$$3 \frac{1 \text{ horsepower}}{746 \text{ watts}} = 1$$

$$a \text{ 250 horsepower} = \underline{\hspace{2cm}} \text{ watts}$$

$$b \text{ 1000 watts} = \underline{\hspace{2cm}} \text{ horsepower}$$

$$4 \frac{1 \text{ troy ounce}}{480 \text{ grains}} = 1$$

$$a \text{ 0.5 troy oz} = \underline{\hspace{2cm}} \text{ grains}$$

$$b \text{ 100 grains} = \underline{\hspace{2cm}} \text{ troy oz}$$

Algebra Refresher Answers

$$1 \text{ a. } 16.09 \text{ km} \text{ b. } 31.08 \text{ mi}$$

$$2 \text{ a. } 16.2 \text{ hectares} \text{ b. } 12.35 \text{ acres}$$

$$3 \text{ a. } 186,500 \text{ watts} \text{ b. } 1.34 \text{ horsepower}$$

$$4 \text{ a. } 240 \text{ grains} \text{ b. } 0.21 \text{ troy oz}$$

Section 6.1 Summary**Vocabulary**

- Arclength
- Conversion factor
- Unit circle
- Radian
- Latitude

Concepts

- 1 The distance we travel around a circle of radius r is proportional to the angle of displacement.

$$\text{Arclength} = (\text{fraction of one revolution}) \cdot (2\pi r)$$

- 2 We measure angles in radians when we work with arclength.

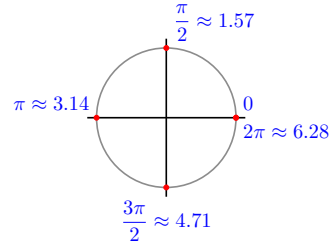
Radians.

The **radian measure** of an angle is given by

$$(\text{fraction of one revolution} \times 2\pi)$$

- 3 An arclength equal to one radius determines a central angle of one radian.
- 4 Radian measure can be expressed as multiples of π or as decimals.

| Degrees | Radians: | Radians: Decimal |
|-------------|------------------|------------------|
| | Exact Values | Approximations |
| 0° | 0 | 0 |
| 90° | $\frac{\pi}{2}$ | 1.57 |
| 180° | π | 3.14 |
| 270° | $\frac{3\pi}{2}$ | 4.71 |
| 360° | 2π | 6.28 |



- 5 We multiply by the appropriate conversion factor to convert between degrees and radians.

Unit Conversion for Angles.

$$\frac{180^\circ}{\pi \text{ radians}} = 1$$

To convert from radians to degrees we multiply the radian measure by $\frac{180^\circ}{\pi}$.

To convert from degrees to radians we multiply the degree measure by $\frac{\pi}{180}$.

6

Arclength Formula.

On a circle of radius r , the **length s of an arc** spanned by an angle θ in radians is

$$s = r\theta$$

- 7 On a **unit circle**, the measure of a (positive) angle in radians is equal to the length of the arc it spans.

Study Questions

- 1 The length of a circular arc depends on what two variables?
- 2 Define the radian measure of an angle.
- 3 What is the conversion factor from radians to degrees?
- 4 On a unit circle, the length of an arc is equal to what other quantity?

Skills

- 1 Express angles in degrees and radians #1–8, 25–32
- 2 Sketch angles given in radians #1 and 2, 11 and 12
- 3 Estimate angles in radians #9–10, 13–24
- 4 Use the arclength formula #33–46
- 5 Find coordinates of a point on a unit circle #47–52
- 6 Calculate angular velocity and area of a sector #55–60

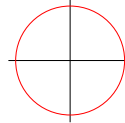
Homework 6.1

1.

| | | | | | | | | | |
|---------|---|-----------------|-----------------|------------------|-------|------------------|------------------|------------------|--------|
| Radians | 0 | $\frac{\pi}{4}$ | $\frac{\pi}{2}$ | $\frac{3\pi}{4}$ | π | $\frac{5\pi}{4}$ | $\frac{3\pi}{2}$ | $\frac{7\pi}{4}$ | 2π |
| Degrees | | | | | | | | | |

a Convert each angle to degrees.

b Sketch each angle on a circle like this one, and label in radians.

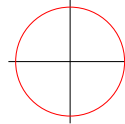


2.

| | | | | | | | | | | | | | |
|---------|---|-----------------|-----------------|-----------------|------------------|------------------|-------|------------------|------------------|------------------|------------------|-------------------|--------|
| Radians | 0 | $\frac{\pi}{6}$ | $\frac{\pi}{3}$ | $\frac{\pi}{2}$ | $\frac{2\pi}{3}$ | $\frac{5\pi}{6}$ | π | $\frac{7\pi}{6}$ | $\frac{4\pi}{3}$ | $\frac{3\pi}{2}$ | $\frac{5\pi}{3}$ | $\frac{11\pi}{6}$ | 2π |
| Degrees | | | | | | | | | | | | | |

a Convert each angle to degrees.

b Sketch each angle on a circle like this one, and label in radians.



Exercise Group. For Problems 3–6, express each fraction of one complete rotation in degrees and in radians.

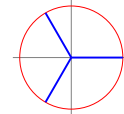
3.

a $\frac{1}{3}$

b $\frac{2}{3}$

c $\frac{4}{3}$

d $\frac{5}{3}$



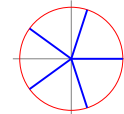
4.

a $\frac{1}{5}$

b $\frac{2}{5}$

c $\frac{3}{5}$

d $\frac{4}{5}$



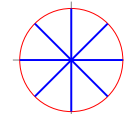
5.

a $\frac{1}{8}$

b $\frac{3}{8}$

c $\frac{5}{8}$

d $\frac{7}{8}$



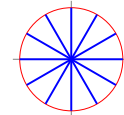
6.

a $\frac{1}{12}$

b $\frac{1}{6}$

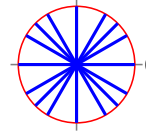
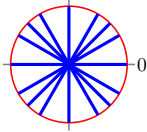
c $\frac{5}{12}$

d $\frac{5}{6}$



Exercise Group. For Problems 7–8, label each angle in standard position with radian measure.

7. Rotate counter-clockwise from 0. 8. Rotate clockwise from 0.



Exercise Group. For Problems 9–10, give a decimal approximation to hundredths for each angle in radians.

9.

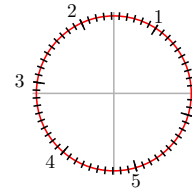
- a $\frac{\pi}{6}$ b $\frac{5\pi}{6}$ c $\frac{7\pi}{6}$ d $\frac{11\pi}{6}$

10.

- a $\frac{\pi}{4}$ b $\frac{3\pi}{4}$ c $\frac{5\pi}{4}$ d $\frac{7\pi}{4}$

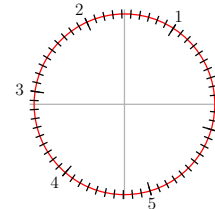
11.

Locate and label each angle from Problem 9 on the unit circle below. (The circle is marked off in tenths of a radian.)



12.

Locate and label each angle from Problem 10 on the unit circle below. (The circle is marked off in tenths of a radian.)



Exercise Group. From the list below, choose the best decimal approximation for each angle in radians in Problems 13–20. Do not use a calculator; use the fact that π is a little greater than 3.

0.52, 0.79, 2.09, 2.36, 2.62, 3.67, 5.24, 5.50

13. $\frac{2\pi}{3}$ 14. $\frac{\pi}{4}$ 15. $\frac{5\pi}{6}$ 16. $\frac{5\pi}{3}$
 17. $\frac{\pi}{6}$ 18. $\frac{7\pi}{4}$ 19. $\frac{3\pi}{4}$ 20. $\frac{7\pi}{6}$

Exercise Group. For Problems 21–24, say in which quadrant each angle lies.

21.

- a $\frac{2\pi}{3}$ b $\frac{11\pi}{6}$ c $-\frac{\pi}{6}$ d $-\frac{7\pi}{4}$

22.

- a $\frac{5\pi}{4}$ b $\frac{3\pi}{8}$ c $-\frac{5\pi}{6}$ d $-\frac{2\pi}{3}$

23.

- a 3.5 b 1.9 c 0.8 d 5.5

24.

- a 4.0 b 2.6 c 6.1 d 1.5

Exercise Group. For Problems 25–28, complete the table.

25.

| | | | |
|---------|-----------------|-----------------|-----------------|
| Radians | $\frac{\pi}{6}$ | $\frac{\pi}{4}$ | $\frac{\pi}{3}$ |
| Degrees | | | |

26.

| | | | |
|---------|------------------|------------------|------------------|
| Radians | $\frac{2\pi}{3}$ | $\frac{3\pi}{4}$ | $\frac{5\pi}{6}$ |
| Degrees | | | |

27.

| | | | |
|---------|------------------|------------------|------------------|
| Radians | $\frac{7\pi}{6}$ | $\frac{5\pi}{4}$ | $\frac{4\pi}{3}$ |
| Degrees | | | |

28.

| | | | |
|---------|------------------|------------------|-------------------|
| Radians | $\frac{5\pi}{3}$ | $\frac{7\pi}{4}$ | $\frac{11\pi}{6}$ |
| Degrees | | | |

Exercise Group. For Problems 29–30, convert to radians. Round to hundredths.

29.

- a 75° b 236° c 327°

30.

- a 138° b 194° c 342°

Exercise Group. For Problems 31–32, convert to degrees. Round to tenths.

31.

- a 0.8 b 3.5 c 5.1

32.

- a 1.1 b 2.6 c 4.6

Exercise Group. For Problems 33–37, use the arclength formula to answer the questions. Round answers to hundredths.

33. Find the arclength spanned by an angle of 80° on a circle of radius 4 inches.
34. Find the arclength spanned by an angle of 200° on a circle of radius 18 feet.
35. Find the radius of a circle if an angle of 250° spans an arclength of 18 meters.
36. Find the radius of a circle if an angle of 20° spans an arclength of 0.5 kilometers.
37. Find the angle subtended by an arclength of 28 centimeters on a circle of diameter 20 centimeters.
38. Find the angle subtended by an arclength of 1.6 yards on a circle of diameter 2 yards.

Exercise Group. For Problems 39–46, use the arclength formula to answer the questions.

39.

- a Through how many radians does the minute hand of a clock

sweep between 9:05 pm and 9:30 pm?

- b The dial of Big Ben's clock in London is 23 feet in diameter. How long is the arc traced by the minute hand between 9:05 pm and 9:30 pm?
40. The largest clock ever constructed was the Floral Clock in the garden of the 1904 World's Fair in St. Louis. The hour hand was 50 feet long, the minute hand was 75 feet long, and the radius of the clockface was 112 feet.
- a If you started at the 12 and walked 500 feet clockwise around the clockface, through how many radians would you walk?
- b If you started your walk at noon, how long would it take the minute hand to reach your position? How far did the tip of the minute hand move in its arc?
41. In 1851 Jean-Bernard Foucault demonstrated the rotation of the earth with a pendulum installed in the Pantheon in Paris. Foucault's pendulum consisted of a cannonball suspended on a 67 meter wire, and it swept out an arc of 8 meters on each swing. Through what angle did the pendulum swing? Give your answer in radians and then in degrees, rounded to the nearest hundredth.
42. A wheel with radius 40 centimeters is rolled a distance of 1000 centimeters on a flat surface. Through what angle has the wheel rotated? Give your answer in radians and then in degrees, rounded to one decimal place.
43. Clothes dryers draw 3.5 times as much power as washing machines, so newer machines have been engineered for greater efficiency. A vigorous spin cycle reduces the time needed for drying, and some front-loading models spin at a rate of 1500 rotations per minute.
- a If the radius of the drum is 11 inches, how far do your socks travel in one minute?
- b How fast are your socks traveling during the spin cycle?
44. The Hubble telescope is in orbit around the earth at an altitude of 600 kilometers, and completes one orbit in 97 minutes.
- a How far does the telescope travel in one hour? (The radius of the earth is 6400 kilometers.)
- b What is the speed of the Hubble telescope?
45. The first large windmill used to generate electricity was built in Cleveland, Ohio in 1888. Its sails were 17 meters in diameter, and moved at 10 rotations per minute. How fast did the ends of the sails travel?
46. The largest windmill operating today has wings 54 meters in length. To be most efficient, the tips of the wings must travel at 50 meters per second. How fast must the wings rotate?

Exercise Group. For Problems 47–52, find two points on the unit circle with the given coordinate. Sketch the approximate location of the points on the circle. (Hint: what is the equation for the unit circle?)

47. $x = 0.2$

48. $x = -0.6$

49. $y = -0.35$

50. $y = 0.7$

51. $x = \frac{-\sqrt{3}}{2}$

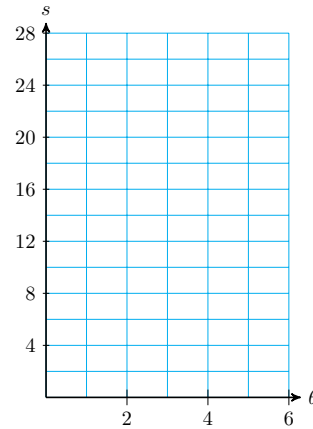
52. $y = \frac{1}{\sqrt{2}}$

53.

- a Sketch a circle of radius 4 units, and mark the positions of 1, 2, 3, 4, 5, and 6 radians on the circle.
- b On a circle of radius 4 feet, find the arclength determined by each angle in radians.

| | | | | | | |
|----------|---|---|---|---|---|---|
| θ | 1 | 2 | 3 | 4 | 5 | 6 |
| s | | | | | | |

- c Graph θ against s . What is the slope of the graph?
- d If you double the angle, what happens to the arclength? What happens if you triple θ ?

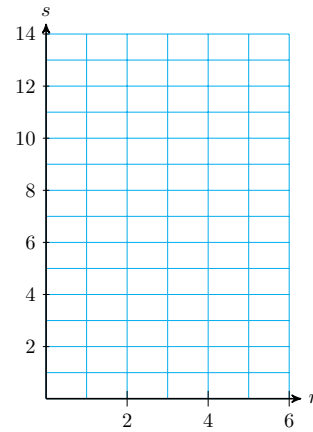


54.

- a Sketch several concentric circles with increasing radius, and draw an angle of 2 radians through all of them.
- b Find the arclength determined by an angle of 2 radians on circles of given radius.

| | | | | | | |
|-----|---|---|---|---|---|---|
| r | 1 | 2 | 3 | 4 | 5 | 6 |
| s | | | | | | |

- c Graph s against r . What is the slope of the graph?
- d If you double the radius r , what happens to the arclength? What happens if you triple r ?



55. The angular velocity, ω , of a rotating object is given in radians per unit time. Thus, an object that rotates through θ radians in time t has angular velocity given by $\omega = \frac{\theta}{t}$. Find the angular velocity of the following objects.

- a The London Eye ferris wheel, which makes one revolution every 20 minutes.
- b An old-fashioned long-playing record, which revolved $33\frac{1}{3}$ times in 60 seconds.

56. Use the arclength formula to derive a formula relating linear velocity, v , and angular velocity, ω . (See Problem 55 for the definition of angular velocity.) Start with the formula for linear velocity:

$$\text{velocity} = \frac{\text{distance}}{\text{time}}, \quad \text{or} \quad v = \frac{s}{t}$$

and substitute the arclength formula for s .

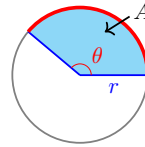
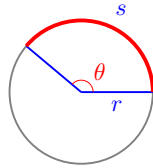
57. Recall that to calculate a fraction of a revolution in degrees we divide the angle by 360° . For example, 90° is $\frac{1}{4}$ of a revolution because $\frac{90^\circ}{360^\circ} = \frac{1}{4}$.

- a Write an expression that gives the fraction of a revolution for an

angle θ in radians.

- b Use your expression to calculate what fraction of a revolution is represented by each of the following angles: $\theta = \frac{3\pi}{4}$, $\theta = \frac{5\pi}{3}$, $\theta = \frac{7\pi}{6}$.

58. Use your result from Problem 57a to write each statement as a mathematical formula.



- a The length of the arc, s , is equal to:

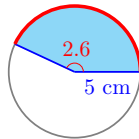
(the fraction of a revolution) \times (circumference of the circle)

- b The area of the sector, A , is equal to:

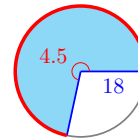
(the fraction of a revolution) \times (area of the circle)

Exercise Group. For Problems 59–60, Use the formula for the area of a sector from Problem 58.

59.



60.



6.2 The Circular Functions

Trigonometric Functions of Angles in Radians

Measuring angles in radians has other applications besides calculating arclength, and we will need to evaluate trigonometric functions of angles in radians. The sine, cosine, or tangent of a particular angle is the same whether the angle is measured in radians or in degrees.

In Section 4.1 we saw that the sine and cosine are related to points on a unit circle.

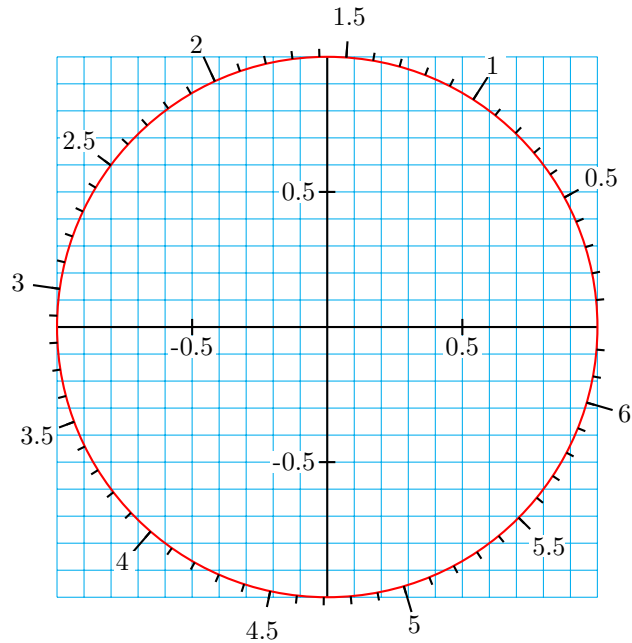
Angles in a Unit Circle.

Let P be a point on a unit circle determined by the terminal side of an angle θ in standard position. Then the coordinates (x, y) of P are given by

$$x = \cos(\theta), \quad y = \sin(\theta)$$

This fact follows easily from the definitions of sine and cosine, because on a unit circle $r = 1$. In the next Activity we'll use this relationship to get a feel for the trig values of angles in radians.

Activity 6.2 Trigonometry in Radians. Here is a unit circle with arc-lengths labeled, measured counterclockwise from $(1, 0)$. (Note that the distance around the whole circle is 6.28 units!) In Section 6.1 we learned that on a unit circle, the measure of a positive angle in radians is equal to the length of the arc that it spans.



1 Use the unit circle to estimate the sine, cosine, and tangent of each angle in radians.

- a 0.6 b 2.3 c 3.5 d 5.3

2 Use the unit circle to estimate two solutions to each equation.

- a $\cos(\theta) = 0.3$ b $\sin(\theta) = 0.7$

3 Sketch the angle on the unit circle. Use symmetry to find three more angles with the same sine and cosine, up to sign.

- a 1.8 b 5.2 c 3.7 d 0.3

Using a Calculator

Your calculator can give you the trigonometric function values for angles expressed in radians. For example, $\frac{\pi}{3}$ radians is the same as 60° , because

$$\frac{\pi}{3} \cdot \frac{180^\circ}{\pi} = 60^\circ, \text{ so}$$

$$\sin\left(\frac{\pi}{3}\right) = \sin(60^\circ) = \frac{\sqrt{3}}{2}$$

However, we don't have to convert radians to degrees in order to evaluate trig ratios. First, change the calculator setting from Degree mode to Radian mode. Then enter

$$\sin(\pi \div 3)$$

and the calculator will return 0.8660254038. You can check that this number is a decimal approximation for $\frac{\sqrt{3}}{2}$.

Example 6.15 Use your calculator to find the sine and cosine of the following angles in radians. Round your answers to four decimal places.

a $\theta = \frac{7\pi}{4}$

b $\theta = 3.5$

Solution.

a With the calculator in radian mode, and rounding to four decimal places we find

$$\cos(7\pi/4) = 0.7071$$

$$\sin(7\pi/4) = -0.7071$$

b Your calculator will also give you the values

$$\cos(3.5) = -0.9365$$

$$\sin(3.5) = -0.3508$$

rounded to four places. Note that 3.5 radians is a third-quadrant angle, so the signs of the trig values make sense.

□

Checkpoint 6.16 Use your calculator to find the tangents of the following angles in radians. Round your answers to four decimal places.

a $\theta = \frac{5\pi}{12}$

b $\theta = 5.2$

Answer.

a 3.7321

b -1.8856

If two angles are coterminal they have the same trig values, just as they do when measured in degrees. So adding or subtracting a multiple of 2π to any angle results in a new angle in the same standard position and with the same trig values.

Example 6.17 Find the sine and cosine of the following angles in radians. Round your answers to four decimal places.

a $\theta = \frac{5\pi}{2}$

b $\theta = -4$

Solution.

a Because $\frac{5\pi}{2} = 2\pi + \frac{\pi}{2}$, θ is coterminal with $\frac{\pi}{2}$, and it has the same sine and cosine as $\frac{\pi}{2}$. And $\frac{\pi}{2}$ radians is equal to 90° , so

$$\sin(\theta) = \sin\left(\frac{\pi}{2}\right) = 1$$

$$\cos(\theta) = \cos\left(\frac{\pi}{2}\right) = 0$$

b Rounded to four places, your calculator will give you the values

$$\cos(-4) = -0.6536$$

$$\sin(-4) = 0.7568$$

By adding 6.2832 (that's approximately 2π) to -4 we see that -4 radians is coterminal with 2.2832 radians, a second-quadrant angle. You can check that 2.2832 radians has (approximately) the same trig values as -4 radians.

□

Checkpoint 6.18 Use your calculator to find the tangent of the following angles in radians. Round your answers to four decimal places.

a $\theta = -\frac{3\pi}{4}$

b $\theta = 15$

Answer.

a 1

b -0.8560

Recall the formula for arclength when the angle is measured in radians: $s = r\theta$. If we solve for θ , we see that $\theta = \frac{s}{r}$, a ratio of two lengths. The units of length cancel out, so that radian measure has no units; it is a "dimensionless" quantity. In other words, a radian measure is just a real number.

We shall see that this property makes radians especially useful in applications. From now on we shall omit the tag "radians," and you may assume that any angle given without units is in radians.

Sine and Cosine of Real Numbers

We have observed that the measure of an angle in radians is just a real number. This is an important observation, because it allows us to define the sine and cosine as functions of real numbers, instead of as functions of angles.

Sine and Cosine of Real Numbers.

We define the trigonometric functions of the real number t by

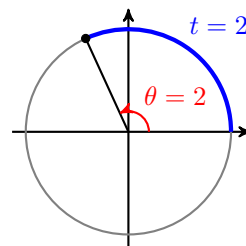
$$\cos(t) = \cos(\theta) \quad \text{and} \quad \sin(t) = \sin(\theta)$$

where $\theta = t$ is an angle measured in radians.

We can think of the definition this way: to find the sine or cosine of a real number t , we find the sine or cosine of the angle $\theta = t$ in radians.

Note 6.19 To understand the connection between real numbers and radians, you may find it helpful to remember that the measure of a positive angle in radians is equal to the length of the arc it spans on a unit circle.

Consider the unit circle shown at right, and the angle θ determined by the arc of length t . The radian measure of θ is the same as the length t of the arc. (For example, in this figure $\theta = t = 2$.)



In practice, there is no difference between finding the sine or cosine of the number 2 and the sine or cosine of an angle of 2 radians: in each case we set the calculator in Radian mode and evaluate

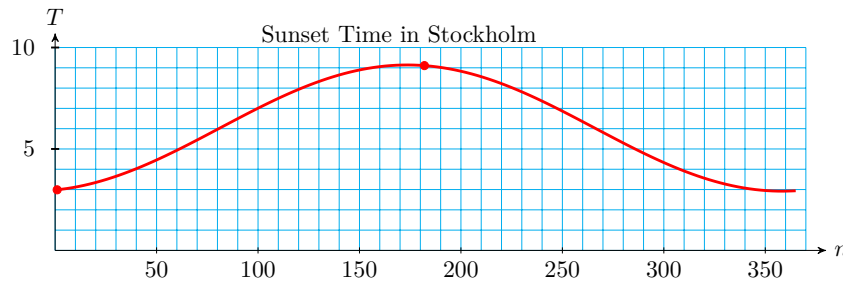
$$\cos(2) = -0.4161 \quad \text{and} \quad \sin(2) = 0.9093$$

So, in some sense then, a trig function of a radian is the same as a trig function of a real number. This result is so important that it bears repeating: to find the sine or cosine of a real number t , we find the sine or cosine of the angle t radians. We can now use the trigonometric functions to model periodic behavior as functions of time, or indeed, of any variable.

Example 6.20 The sunset time in Stockholm, Sweden, on the n th day of the year can be modeled by

$$T = 3.11 \sin(0.017n - 1.38) + 6.03$$

where T is given in hours after noon. Find the sunset time on January 1 (day $n = 1$) and on July 1 (day $n = 182$).



Solution. Evaluate the function for $n = 1$ to find

$$T = 3.11 \sin(0.017(1) - 1.38) + 6.03 = 2.99$$

On January 1, sunset in Stockholm occurs about 2.99 hours after noon, or at 2:59 pm.

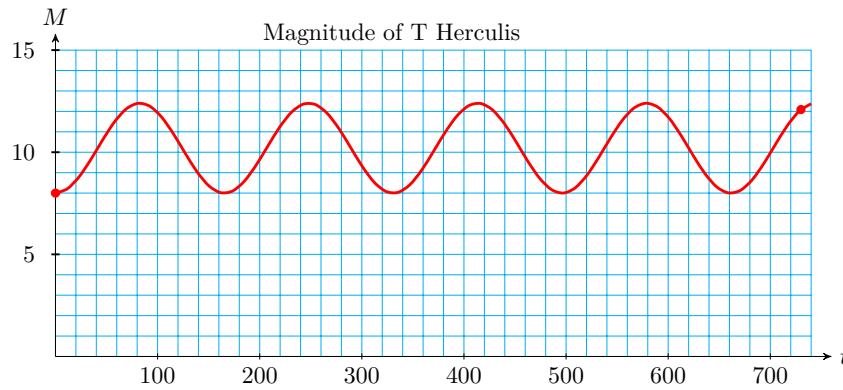
Evaluate the function at $n = 182$ to find

$$T = 3.11 \sin(0.017(182) - 1.38) + 6.03 = 9.11$$

On July 1, sunset occurs about 9.11 hours after noon, or at 9:07 pm. (Actually, 10:07 pm, because of daylight savings time.) \square

Checkpoint 6.21 Variable stars are important in astronomy because they are used to estimate distances. Their magnitude, or brightness, varies periodically and can be modeled by trigonometric functions. The star T Herculis reached its minimum magnitude on December 27, 2004, and t days later its magnitude is approximately

$$M = 10.2 - 2.2 \cos(0.038t)$$



- a What was the magnitude of T Herculis on December 27, 2004?
- b What was the magnitude of T Herculis be on December 27, 2006 (730 days later)?

Answer.

a 8

b 12.09

The Tangent Function

We can also define the tangent function for real numbers. Let $P(x, y)$ be the terminal point of an arc of length t in standard position on a unit circle. Then

$$\tan(t) = \frac{y}{x}$$

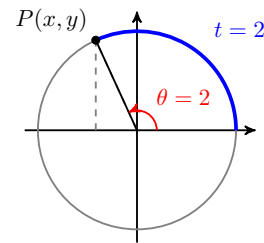
Of course, this definition agrees with our earlier definition of the tangent function for angles, because the point P lies on the terminal side of the angle $\theta = t$ radians.

For example, we saw earlier that, rounded to four decimal places,

$$\cos(2) = -0.4161 \quad \text{and} \quad \sin(2) = 0.9093$$

so the coordinates of point P on the unit circle in the figure at right are $(-0.4161, 0.9093)$. Therefore,

$$\tan(2) = \frac{0.9093}{-0.4161} = -2.1853$$



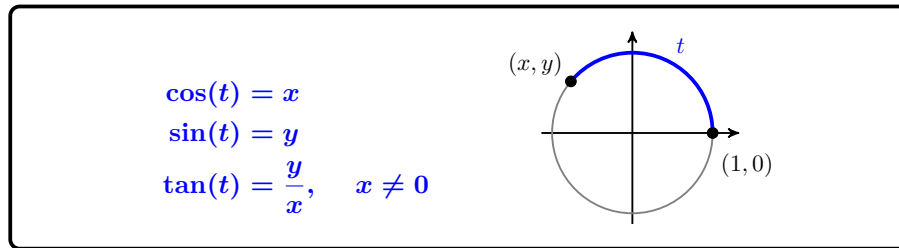
You can set your calculator in radian mode to verify that, to three decimal places,

$$\tan(2) = -2.185$$

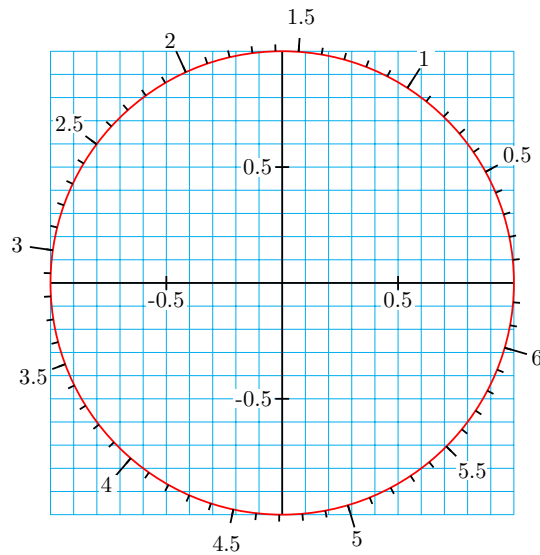
Because the trig values can be found as coordinates on a unit circle, our three trig functions are often called the **circular functions**. We now have the following definitions for the circular functions of real numbers.

The Circular Functions.

Let P be the terminal point of an arc of length t in standard position on a unit circle. The **circular functions** of t are defined by



Example 6.22 Use the graph of the unit circle shown below to estimate $\cos(2.5)$, $\sin(2.5)$, and $\tan(2.5)$.



Solution. The circle is scaled in units of 0.1 radians, and an arc of 2.5 radians in standard position has its terminal point, P , in the second quadrant. The coordinates of P are approximately $(-0.8, 0.6)$, so we have

$$\cos(2.5) = -0.8 \quad \text{and} \quad \sin(2.5) = 0.6$$

To find $\tan(2.5)$, we calculate $\frac{y}{x}$.

$$\tan(2.5) = \frac{y}{x} = \frac{0.6}{-0.8} = -0.75$$

□

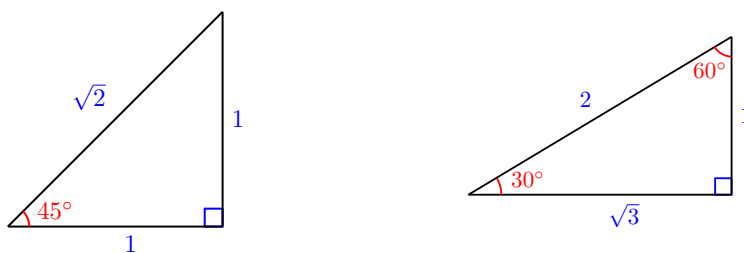
Checkpoint 6.23 Use the graph of the unit circle in the previous example to estimate $\cos(4.2)$, $\sin(9)$, and $\tan(4.2)$.

Answer. -0.49 , -0.87 , 1.78

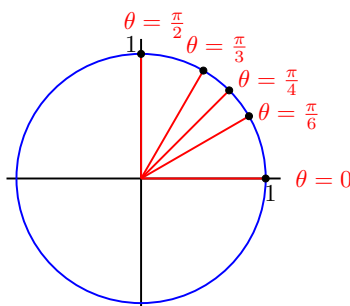
The Special Values

In Chapter 2 you learned the exact trig values for the "special angles" 30° , 45° and 60° . Recall that the trig values for these angles can be used as benchmarks for estimating and mental calculation. Now we review those values when the angles are measured in radians.

The easiest way to remember the special values is to refer to the sides of the two special triangles:

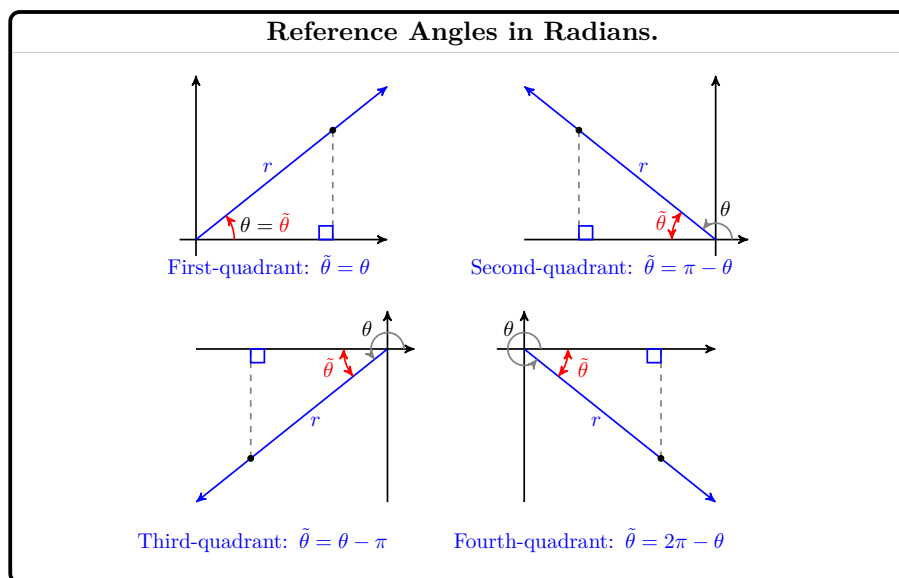


| Degrees | Radians | Sine | Cosine | Tangent |
|---------|-----------------|----------------------|----------------------|----------------------|
| 0° | 0 | 0 | 1 | 0 |
| 30° | $\frac{\pi}{6}$ | $\frac{1}{2}$ | $\frac{\sqrt{3}}{2}$ | $\frac{1}{\sqrt{3}}$ |
| 45° | $\frac{\pi}{4}$ | $\frac{1}{\sqrt{2}}$ | $\frac{1}{\sqrt{2}}$ | 1 |
| 60° | $\frac{\pi}{3}$ | $\frac{\sqrt{3}}{2}$ | $\frac{1}{2}$ | $\sqrt{3}$ |
| 90° | $\frac{\pi}{2}$ | 1 | 0 | undefined |



You can use these values to find trig values for the special angles in all four quadrants.

Recall that we use reference angles to define the trigonometric ratios for angles greater than 90°. (See Section 4.1 to review reference angles.) The figure below shows how to calculate reference angles in radians. Note that the formulas are the same as those for degrees if we replace 180° by π !



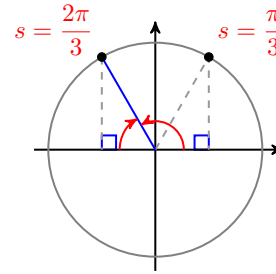
Example 6.24 Give exact values for the following.

a $\tan\left(\frac{2\pi}{3}\right)$

b $\cos\left(\frac{5\pi}{4}\right)$

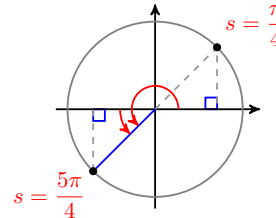
Solution.

The reference angle for $\frac{2\pi}{3}$ is $\pi - \frac{2\pi}{3} = \frac{\pi}{3}$, and the tangent is negative in the second quadrant. (See the figure at right.) Thus,



$$\tan\left(\frac{2\pi}{3}\right) = -\tan\left(\frac{\pi}{3}\right) = -\sqrt{3}$$

The reference angle for $\frac{5\pi}{4}$ is $\frac{5\pi}{4} - \pi = \frac{\pi}{4}$, and the cosine is negative in the third quadrant, so



$$\cos\left(\frac{5\pi}{4}\right) = -\cos\left(\frac{\pi}{4}\right) = -\frac{1}{\sqrt{2}}$$

□

Note 6.25 At this point, you may feel that expressions such as $\cos\left(\frac{5\pi}{4}\right) = \frac{-1}{\sqrt{2}}$ look like hieroglyphics. Keep in mind that $\frac{5\pi}{4}$ and $\frac{-1}{\sqrt{2}}$ are just numbers, so the equation above says that "the cosine of an angle of 3.9 radians is about -0.7."

Checkpoint 6.26 Give exact values for the following.

a $\sin\left(\frac{5\pi}{6}\right)$

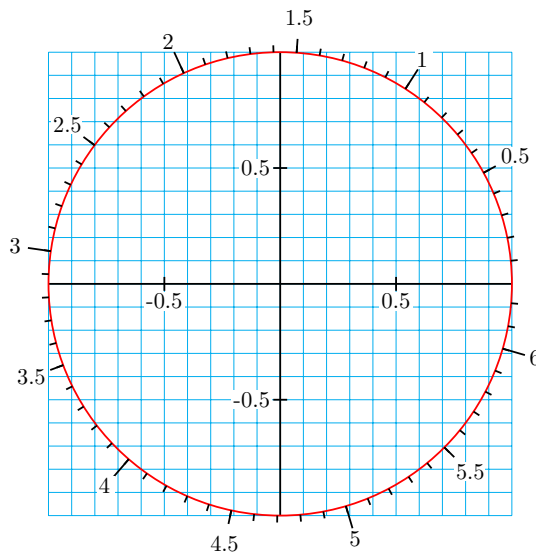
b $\tan\left(\frac{7\pi}{4}\right)$

Answer.

a $\frac{1}{2}$

b -1

Activity 6.3 Special Angles in Radians. Here is a unit circle with arclengths labeled, measured counterclockwise from $(1, 0)$.



1 Give a decimal approximation to two places for each angle, then the

degree measure of each.

| | | | | | | | | | |
|-----------------|---|-----------------|-----------------|-----------------|-----------------|------------------|------------------|------------------|-------|
| Radians | 0 | $\frac{\pi}{6}$ | $\frac{\pi}{4}$ | $\frac{\pi}{3}$ | $\frac{\pi}{2}$ | $\frac{2\pi}{3}$ | $\frac{3\pi}{4}$ | $\frac{5\pi}{6}$ | π |
| Decimal Approx. | | | | | | | | | |
| Degrees | | | | | | | | | |

| | | | | | | | | | |
|-----------------|-------|------------------|------------------|------------------|------------------|------------------|------------------|-------------------|--------|
| Radians | π | $\frac{7\pi}{6}$ | $\frac{5\pi}{4}$ | $\frac{4\pi}{3}$ | $\frac{3\pi}{2}$ | $\frac{5\pi}{3}$ | $\frac{7\pi}{4}$ | $\frac{11\pi}{6}$ | 2π |
| Decimal Approx. | | | | | | | | | |
| Degrees | | | | | | | | | |

2 On the unit circle above, plot the endpoint of each arc in standard position.

a $\frac{\pi}{3}$ b $\frac{7\pi}{6}$ c $\frac{7\pi}{4}$

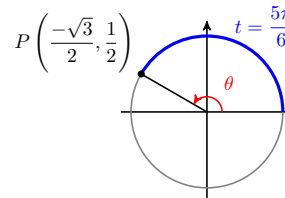
3 Use the unit circle to estimate the sine, cosine and tangent for each angle in part (2). Then compare your estimate with the exact trig value.

Example 6.27 Find the coordinates of the terminal point, P , of an arc of length $t = \frac{5\pi}{6}$ starting at $(1, 0)$ on a unit circle.

Solution. The coordinates of P are $\left(\cos \frac{5\pi}{6}, \sin \frac{5\pi}{6}\right)$, so

$$x = \cos\left(\frac{5\pi}{6}\right) = \frac{-\sqrt{3}}{2}$$

$$y = \sin\left(\frac{5\pi}{6}\right) = \frac{1}{2}$$



Thus, the coordinates of P are $\left(\frac{-\sqrt{3}}{2}, \frac{1}{2}\right)$, as shown at right. □

Checkpoint 6.28 Find the coordinates of the terminal point, P , of an arc of length $t = \frac{\pi}{3}$ starting at $(1, 0)$ on a unit circle.

Answer. $\left(\frac{1}{2}, \frac{\sqrt{3}}{2}\right)$

Review the following skills you will need for this section.

Algebra Refresher 6.4

Simplify.

- | | | |
|---|---|---|
| <p>1 a $\frac{2}{3} + \frac{1}{6}$</p> <p style="margin-left: 2em;">b $\frac{2x}{3} + \frac{x}{6}$</p> | <p>3 a $2 - \frac{3}{4}$</p> <p style="margin-left: 2em;">b $2b - \frac{3b}{4}$</p> | <p>5 a $\frac{5}{6} - \frac{7}{6}$</p> <p style="margin-left: 2em;">b $\frac{5q}{6} - \frac{7q}{6}$</p> |
| <p>2 a $\frac{3}{4} - \frac{5}{8}$</p> <p style="margin-left: 2em;">b $\frac{3n}{4} - \frac{5n}{8}$</p> | <p>4 a $1 + \frac{3}{8}$</p> <p style="margin-left: 2em;">b $m + \frac{3m}{8}$</p> | <p>6 a $\frac{2}{3} - \frac{5}{3}$</p> <p style="margin-left: 2em;">b $\frac{2p}{3} - \frac{5p}{3}$</p> |

Algebra Refresher Answers

- | | | | | | |
|---|------------------|---|-------------------|---|------------------|
| 1 | a $\frac{5}{6}$ | 3 | a $\frac{5}{4}$ | 5 | a $-\frac{1}{6}$ |
| | b $\frac{5x}{6}$ | | b $\frac{5b}{4}$ | | b $-\frac{q}{6}$ |
| 2 | a $\frac{1}{8}$ | 4 | a $\frac{11}{8}$ | 6 | a -1 |
| | b $\frac{n}{8}$ | | b $\frac{11m}{8}$ | | b $-p$ |

Section 6.2 Summary

Vocabulary

- Circular functions

Concepts

- 1 The sine, cosine, or tangent of a particular angle is the same whether the angle is measured in radians or in degrees.
- 2 You should memorize the trig values of the special angles in radians.

| Degrees | Radians | Sine | Cosine | Tangent |
|---------|-----------------|----------------------|----------------------|----------------------|
| 0° | 0 | 0 | 1 | 0 |
| 30° | $\frac{\pi}{6}$ | $\frac{1}{2}$ | $\frac{\sqrt{3}}{2}$ | $\frac{1}{\sqrt{3}}$ |
| 45° | $\frac{\pi}{4}$ | $\frac{1}{\sqrt{2}}$ | $\frac{1}{\sqrt{2}}$ | 1 |
| 60° | $\frac{\pi}{3}$ | $\frac{\sqrt{3}}{2}$ | $\frac{1}{2}$ | $\sqrt{3}$ |
| 90° | $\frac{\pi}{2}$ | 1 | 0 | undefined |

- 3 To find the sine or cosine of a real number t , we find the sine or cosine of the angle $\theta = t$ in radians.
- 4

Coordinates on a Unit Circle.

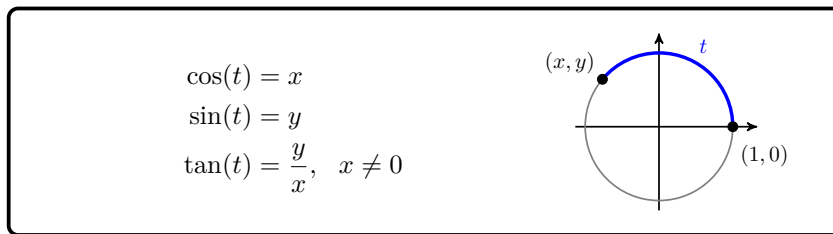
The **coordinates** of the point P determined by an arc of length t in standard position on a unit circle are

$(x, y) = (\cos(t), \sin(t))$

- 5

The Circular Functions.

Let P be the terminal point of an arc of length t in standard position on a unit circle. The **circular functions** of t are defined by

**Study Questions**

- 1 Write each statement using decimal approximations to four places.

a $\cos\left(\frac{\pi}{6}\right) = \frac{\sqrt{3}}{2}$

b $\sin\left(\frac{5\pi}{4}\right) = \frac{-1}{\sqrt{2}}$

- 2 Sketch a figure on a unit circle to illustrate each equation.

a $\sin\left(\frac{3\pi}{4}\right) = 0.7071$

b $\cos(2.5) = -0.8011$

- 3 Write down the multiples of $\frac{\pi}{12}$ from 0 to 2π . Reduce each fraction.

- 4 On a unit circle, sketch arcs in standard position with the following lengths.

$$s = \frac{\pi}{2}, \quad s = \frac{3\pi}{4}, \quad s = \frac{\pi}{3}, \quad s = \frac{2\pi}{3}$$

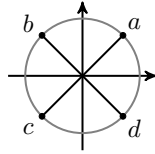
Skills

- 1 Know the trigonometric function values for the special angles in radians #1–4, 46–48
- 2 Use a unit circle to find trig values #5–30, 45–58
- 3 Find reference angles in radians #33–45
- 4 Evaluate trigonometric expressions #31–32, 49–54
- 5 Find coordinates on a unit circle #55–60, 67–68
- 6 Find an angle with a given terminal point on a unit circle #61–66
- 7 Use the tangent ratio to find slope #69–74
- 8 Find coordinates on a circle of radius #77–80

Homework 6.2

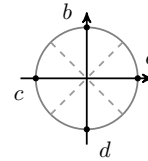
Exercise Group. For Problems 1–4, each point on the unit circle is the terminal point of an angle in standard position. Give exact values for the radian measure, t , of the angle, and the coordinates (x, y) of the point.

1.



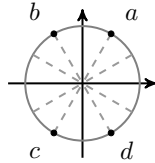
| | a | b | c | d |
|-----|---|---|---|---|
| t | | | | |
| x | | | | |
| y | | | | |

2.



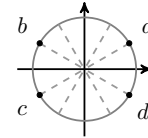
| | a | b | c | d |
|-----|---|---|---|---|
| t | | | | |
| x | | | | |
| y | | | | |

3.



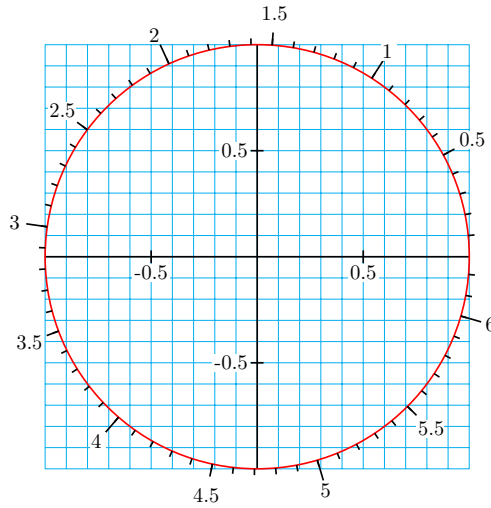
| | a | b | c | d |
|-----|---|---|---|---|
| t | | | | |
| x | | | | |
| y | | | | |

4.



| | a | b | c | d |
|-----|---|---|---|---|
| t | | | | |
| x | | | | |
| y | | | | |

Exercise Group. For Problems 5–8, use the unit circle to estimate the sine, cosine, and tangent of each arc of given length.



5.

- a 0.4
- b 1.2
- c 2

6.

- a 0.8
- b 2.6
- c 4

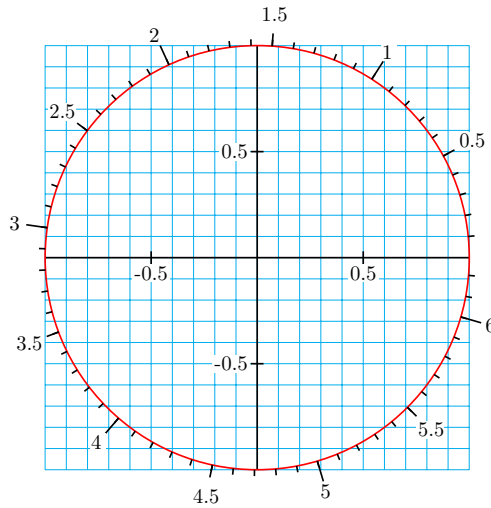
7.

- a 2.8
- b 3.5
- c 5

8.

- a 3
- b 4.3
- c 5.5

Exercise Group. For Problems 9–14, use the unit circle to estimate two numbers with the given trig value.



- | | | |
|----------------------|------------------------------|-----------------------------|
| 9. $\cos(t) = 0.3$ | 10. $\sin(t) = 0.1$ | 11. $\sin(t) = -0.7$ |
| 12. $\cos(t) = -0.6$ | 13. $\tan(t) = \frac{-4}{9}$ | 14. $\tan(t) = \frac{8}{6}$ |

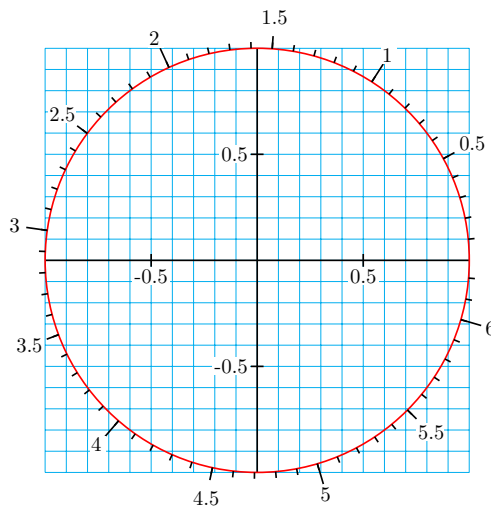
Exercise Group. Each of Problems 13–20 describes an arc in standard position on the unit circle. In which quadrant does the terminal point of the arc lie?

- | | |
|--------------------------------|--------------------------------|
| 15. $\sin(s) > 0, \cos(s) < 0$ | 16. $\sin(s) < 0, \cos(s) > 0$ |
| 17. $\cos(t) < 0, \tan(t) < 0$ | 18. $\cos(t) > 0, \tan(t) < 0$ |
| 19. $\sin(x) < 0, \tan(x) > 0$ | 20. $\sin(x) > 0, \tan(x) < 0$ |

Exercise Group. For Problems 21–26, without using a calculator, decide whether the quantity is positive or negative.

- | | | |
|-----------------|-----------------|-----------------|
| 21. $\cos(2.7)$ | 22. $\sin(4.1)$ | 23. $\tan(3.8)$ |
| 24. $\tan(5.4)$ | 25. $\sin(2.2)$ | 26. $\cos(4.9)$ |

Exercise Group. For Problems 27–30, place the trig values in order from smallest to largest. Use the figure to help you, but try not to use a calculator!



27. $\sin(0.5), \sin(1.5), \sin(2.5), \sin(3.5)$

28. $\cos(1.6)$, $\cos(2.6)$, $\cos(3.6)$, $\cos(5.6)$
 29. $\cos(2)$, $\cos(3)$, $\cos(4)$, $\cos(5)$
 30. $\sin(2.8)$, $\sin(3.8)$, $\sin(4.8)$, $\sin(5.8)$
 31. The sunrise time in Wellington, New Zealand, on the n th day of the year can be modeled by

$$S = 1.93 \sin (0.016n - 1.13) + 6.14$$

where S is given in hours after midnight. Find the sunrise time on January 1 (day $n = 1$), April 1 (day $n = 91$), July 1 (day $n = 182$), and on October 1 (day $n = 274$).

32. The variable star RT Cygni reached its maximum magnitude on May 22, 2004, and t days later its magnitude is given by

$$M = 9.55 - 2.25 \cos (0.033t)$$

Find the magnitude of RT Cygni on days $t = 0$, $t = 48$, $t = 95$, $t = 142$, and $t = 190$. (Note that smaller values of M denote brighter magnitudes.)

Exercise Group. For Problems 33–38, find the reference angle in radians, rounded to two decimal places.

33. 1.8 34. 4.9 35. -2.3
 36. -6.0 37. 9.4 38. 7.1

Exercise Group. For Problems 39–44, find the reference angle in radians, expressed as a multiple of π .

39. $\frac{11\pi}{12}$ 40. $\frac{11\pi}{8}$ 41. $\frac{4\pi}{3}$
 42. $\frac{7\pi}{6}$ 43. $\frac{13\pi}{4}$ 44. $\frac{8\pi}{3}$

45. Find three angles in radians between 0 and 2π with the given reference angle. Sketch all the angles on a unit circle.

a $\frac{\pi}{6}$ b $\frac{\pi}{4}$ c $\frac{\pi}{3}$

46. Complete the table.

| θ | $\sin(\theta)$ | $\cos(\theta)$ | $\tan(\theta)$ |
|------------------|----------------|----------------|----------------|
| $\frac{2\pi}{3}$ | | | |
| $\frac{3\pi}{4}$ | | | |
| $\frac{5\pi}{6}$ | | | |

47. Complete the table.

| θ | $\sin(\theta)$ | $\cos(\theta)$ | $\tan(\theta)$ |
|------------------|----------------|----------------|----------------|
| $\frac{7\pi}{6}$ | | | |
| $\frac{5\pi}{4}$ | | | |
| $\frac{4\pi}{3}$ | | | |

48. Complete the table.

| θ | $\sin(\theta)$ | $\cos(\theta)$ | $\tan(\theta)$ |
|-------------------|----------------|----------------|----------------|
| $\frac{5\pi}{3}$ | | | |
| $\frac{7\pi}{4}$ | | | |
| $\frac{4\pi}{3}$ | | | |
| $\frac{11\pi}{6}$ | | | |

Exercise Group. For Problems 49–54, evaluate the expression exactly.

49. $\cos\left(\frac{\pi}{3}\right)\sin\left(\frac{\pi}{6}\right)$ 50. $\sin\left(\frac{\pi}{4}\right)\tan\left(\frac{\pi}{3}\right)$
51. $\tan\left(\frac{5\pi}{6}\right) + \tan\left(\frac{7\pi}{4}\right)$ 52. $\cos\left(\frac{3\pi}{4}\right) - \cos\left(\frac{5\pi}{3}\right)$
53. $\cos^2\left(\frac{11\pi}{6}\right) - 3\cos\left(\frac{11\pi}{6}\right)$ 54. $2\sin\left(\frac{4\pi}{3}\right) - \sin^2\left(\frac{4\pi}{3}\right)$

Exercise Group. Starting at $(1, 0)$, you walk s units around a unit circle. For Problems 55–58, sketch a unit circle showing your position. What are your coordinates?

55. $s = 2.5$ 56. $s = 4.3$ 57. $s = 8.5$ 58. $s = 11$

59. City Park features a circular jogging track of radius 1 mile, centered on the open-air bandstand. You start jogging on the track 1 mile due east of the bandstand and proceed counterclockwise. What are your coordinates, relative to the bandstand, when you have jogged five miles?
60. Silver Reservoir is a circular man-made lake of radius 1 kilometer. If you start at the easternmost point on the reservoir and walk counterclockwise for 4 kilometers, how far south of your initial position are you?

Exercise Group. For Problems 61–66, find the angle in radians between 0 and 2π determined by the terminal point on the unit circle. Round your answer to hundredths.

61. $(-0.1782, 0.9840)$ 62. $(-0.8968, -0.4425)$
63. $(0.8855, -0.4646)$ 64. $(0.9801, 0.1987)$
65. $(-0.7659, -0.6430)$ 66. $(0.9602, -0.2794)$

67.

a Sketch a unit circle and the line $y = x$. Find the coordinates of the two points where the line and the circle intersect.

b State your answers to part (a) using trigonometric functions.

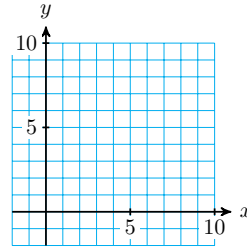
68.

a Sketch a unit circle and the line $y = -x$. Find the coordinates of the two points where the line and the circle intersect.

b State your answers to part (a) using trigonometric functions.

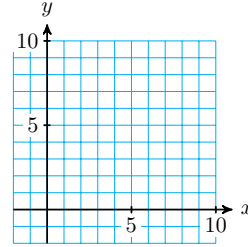
69.

- a Sketch a line that passes through the origin and the point $(8, 3)$. What is the slope of the line?
- b What is the angle of inclination of the line in radians, measured from the positive x -axis?



70.

- a Sketch a line that passes through the origin and the point $(3, 8)$. What is the slope of the line?
- b What is the angle of inclination of the line in radians, measured from the positive x -axis?



Exercise Group. For Problems 71–74, find an equation for the line with the given angle of inclination, passing through the given point. (See Section 4.3 to review angle of inclination.)

71. $\alpha = \frac{\pi}{3}$, $(4, 2)$

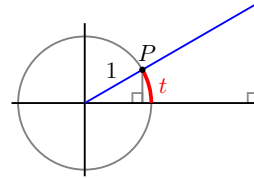
72. $\alpha = \frac{5\pi}{6}$, $(-6, 3)$

73. $\alpha = 2.4$, $(5, -8)$

74. $\alpha = 0.6$, $(-2, -3)$

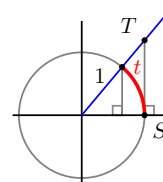
75.

Use similar triangles to show that the coordinates of point P on the unit circle shown at right are $(\cos(t), \sin(t))$.



76.

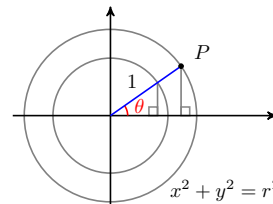
Use similar triangles to show that $ST = \tan(t)$.



Exercise Group. Use the results of Problem 77 for Problems 78–80.

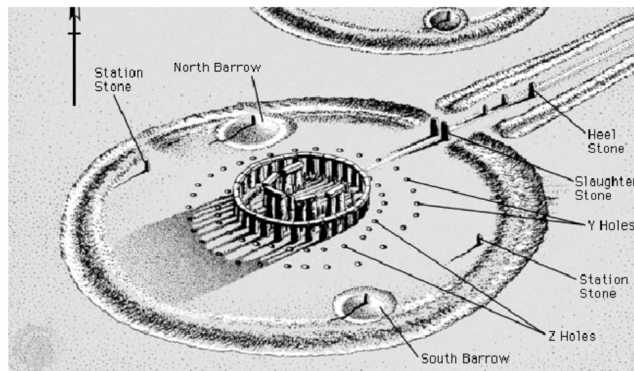
77.

Use similar triangles to show that the coordinates of a point P determined by angle θ on a circle of radius r are $x = r \cos(\theta)$, $y = r \sin(\theta)$. (See the figure at right.)

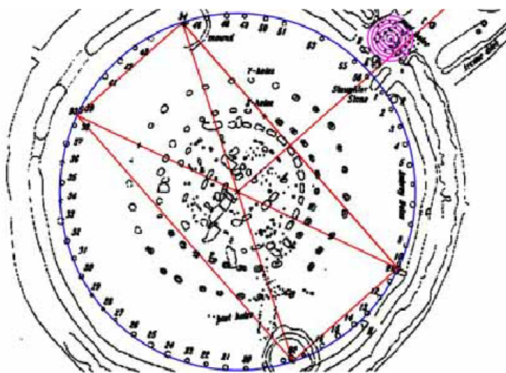


- 78. The Astrodome in Houston has a diameter of 710 feet. If you start at the easternmost point and walk counterclockwise around its perimeter for a distance of 250 feet, how far north of your starting point are you?

79. The Barringer meteor crater near Winslow, Arizona is 1182 meters in diameter. You start at the easternmost point on the rim of the crater and walk counterclockwise around the edge. After walking for 1 kilometer, what is your position relative to your starting point
80. One of the most intriguing features of Stonehenge is the position of the four Station Stones.



They form the corners of a rectangle inscribed in the Aubrey Circle on the perimeter of the henge, which has diameter 288 feet. A line from the center of the circle and perpendicular to the long edge of the rectangle points through the Slaughter Stones at the entrance of the henge and out to the Heel Stone. If you stood in the center of the circle on the summer solstice, you would see the sun rise directly over the Heel Stone.



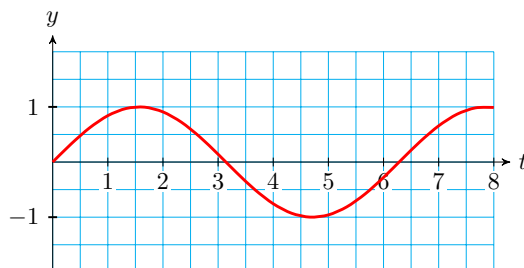
- a The sun rises 48.6° east of north on the summer solstice at Stonehenge. If the positive y -axis points north, find the coordinates of the henge entrance relative to its center.
- b The northernmost station stone is located 66.6° of arc counterclockwise from the entrance. Find its coordinates relative to the center of the henge.

6.3 Graphs of the Circular Functions

We can graph the circular functions $y = \sin(t)$, $y = \cos(t)$, and $y = \tan(t)$ just as we graphed trigonometric functions of angles in degrees. The only difference is that we scale the horizontal axis in radians.

The Sine and Cosine Functions

Consider the graph shown below.



You can probably recognize this graph as one cycle of $y = \sin(t)$. For example, you can see that the graph completes one cycle at $t = 2\pi$ radians, or approximately 6.28. It reaches its maximum value, $y = 1$, at $t = \frac{\pi}{2}$, or approximately 1.57. You should also notice that $y = 0$ at $t = \pi$, approximately 3.14.

Instead of scaling the horizontal axis with integers, we often use multiples of π . Using such a scale, we can show the exact location of the intercepts of the graph, and of its high and low points.

Example 6.29 Graph one cycle of $y = \sin(t)$, and scale the horizontal axis in multiples of π .

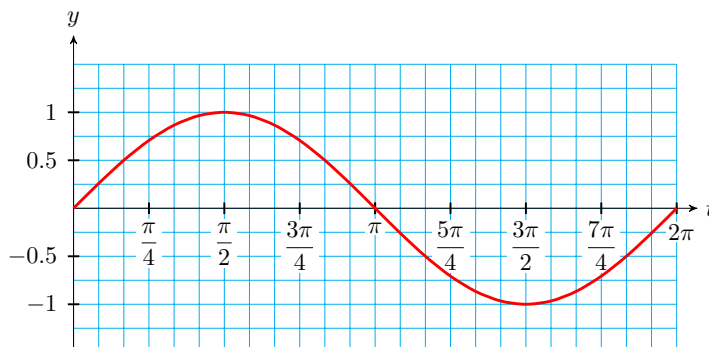
Solution. We start by making a table of values for $\sin(t)$, where t is in radians. We'll use the special values of t , because we know the sines of those values.

| | | | | | | | | | |
|-----------|---|-----------------|-----------------|-----------------|-----------------|------------------|------------------|------------------|-------|
| t | 0 | $\frac{\pi}{6}$ | $\frac{\pi}{4}$ | $\frac{\pi}{3}$ | $\frac{\pi}{2}$ | $\frac{2\pi}{3}$ | $\frac{3\pi}{4}$ | $\frac{5\pi}{6}$ | π |
| $\sin(t)$ | 0 | 0.500 | 0.707 | 0.866 | 1.000 | 0.866 | 0.707 | 0.500 | 0 |

In order to plot the points in the table, we scale the horizontal axis in multiples of $\frac{\pi}{12}$. (Note that the special values are all multiples of $\frac{\pi}{12}$. Thus, $\frac{\pi}{6} = 2\left(\frac{\pi}{12}\right)$, $\frac{\pi}{4} = 3\left(\frac{\pi}{12}\right)$, and so on.) The table lists values of $\sin(t)$ in the first two quadrants; in quadrants three and four the sine values are negative.

| | | | | | | | | | |
|-----------|-------|------------------|------------------|------------------|------------------|------------------|------------------|-------------------|--------|
| t | π | $\frac{7\pi}{6}$ | $\frac{5\pi}{4}$ | $\frac{4\pi}{3}$ | $\frac{3\pi}{2}$ | $\frac{5\pi}{3}$ | $\frac{7\pi}{4}$ | $\frac{11\pi}{6}$ | 2π |
| $\sin(t)$ | 0 | -0.500 | -0.707 | -0.866 | -1.000 | -0.866 | -0.707 | -0.500 | 0 |

The completed graph is shown below.



□

If we continued to plot points for values of t greater than 2π or less than 0, we would see the periodic behavior of the graph, as it repeats the same shape over each interval of length 2π , just as it does for periods of 360° when the

angles are measured in degrees.

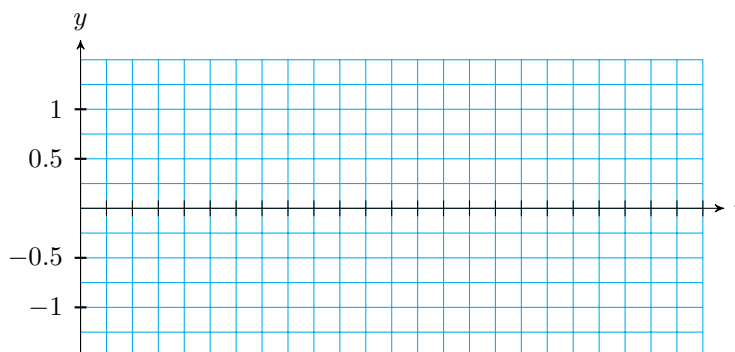
Checkpoint 6.30

a Complete the table of values for $y = \cos(t)$.

| | | | | | | | | | |
|-----------|---|-----------------|-----------------|-----------------|-----------------|------------------|------------------|------------------|-------|
| t | 0 | $\frac{\pi}{6}$ | $\frac{\pi}{4}$ | $\frac{\pi}{3}$ | $\frac{\pi}{2}$ | $\frac{2\pi}{3}$ | $\frac{3\pi}{4}$ | $\frac{5\pi}{6}$ | π |
| $\cos(t)$ | | | | | | | | | |

| | | | | | | | | | |
|-----------|-------|------------------|------------------|------------------|------------------|------------------|------------------|-------------------|--------|
| t | π | $\frac{7\pi}{6}$ | $\frac{5\pi}{4}$ | $\frac{4\pi}{3}$ | $\frac{3\pi}{2}$ | $\frac{5\pi}{3}$ | $\frac{7\pi}{4}$ | $\frac{11\pi}{6}$ | 2π |
| $\cos(t)$ | | | | | | | | | |

b Graph one cycle of $y = \cos(t)$, and scale the horizontal axis in multiples of π . Use the grid below.



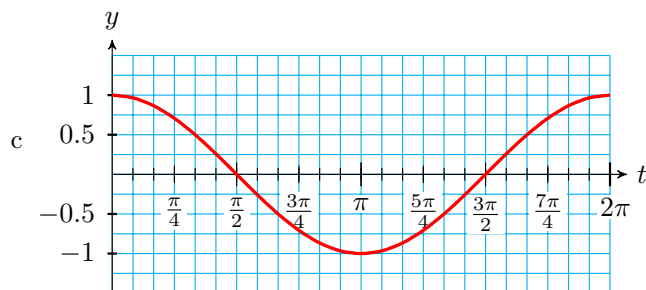
Answer.

a

| | | | | | | | | | |
|-----------|---|----------------------|----------------------|-----------------|-----------------|------------------|-----------------------|-----------------------|-------|
| t | 0 | $\frac{\pi}{6}$ | $\frac{\pi}{4}$ | $\frac{\pi}{3}$ | $\frac{\pi}{2}$ | $\frac{2\pi}{3}$ | $\frac{3\pi}{4}$ | $\frac{5\pi}{6}$ | π |
| $\cos(t)$ | 1 | $\frac{\sqrt{3}}{2}$ | $\frac{1}{\sqrt{2}}$ | $\frac{1}{2}$ | 0 | $-\frac{1}{2}$ | $-\frac{1}{\sqrt{2}}$ | $-\frac{\sqrt{3}}{2}$ | -1 |

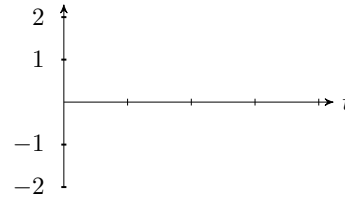
b

| | | | | | | | | | |
|-----------|-------|-----------------------|-----------------------|------------------|------------------|------------------|----------------------|----------------------|--------|
| t | π | $\frac{7\pi}{6}$ | $\frac{5\pi}{4}$ | $\frac{4\pi}{3}$ | $\frac{3\pi}{2}$ | $\frac{5\pi}{3}$ | $\frac{7\pi}{4}$ | $\frac{11\pi}{6}$ | 2π |
| $\cos(t)$ | -1 | $-\frac{\sqrt{3}}{2}$ | $-\frac{1}{\sqrt{2}}$ | $-\frac{1}{2}$ | 0 | $\frac{1}{2}$ | $\frac{1}{\sqrt{2}}$ | $\frac{\sqrt{3}}{2}$ | 1 |



Note 6.31 Because we know the basic shapes of the sine and cosine graphs, to make an adequate graph it is usually sufficient to plot the guide points at the quadrantal angles, and then draw a smooth curve through the points. Try it for yourself. Use the axes below.

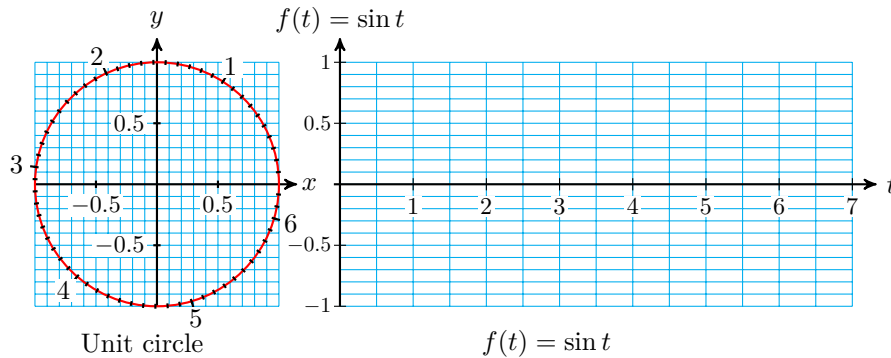
| | | | | | |
|-----------|---|-----------------|-------|------------------|--------|
| t | 0 | $\frac{\pi}{2}$ | π | $\frac{3\pi}{2}$ | 2π |
| $\sin(t)$ | 0 | 1 | 0 | -1 | 0 |



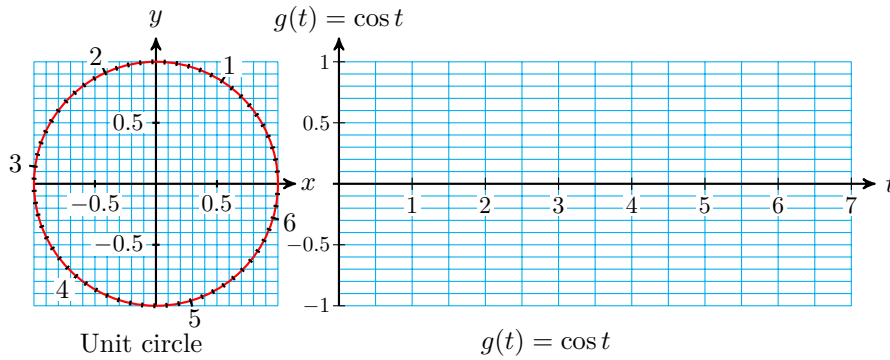
Activity 6.5 Graphs of Sine and Cosine.

We are going to graph $f(t) = \sin(t)$ and $g(t) = \cos(t)$ from their definitions. The unit circle $x^2 + y^2 = 1$ at the left of each grid is marked off in radians. (Each tick mark is 0.1 radian.) The horizontal t -axis of each grid is also marked in radians.

- 1 Choose a value of t along the horizontal axis of the $f(t) = \sin(t)$ grid. This value of t represents an angle in radians.
- 2 Now look at the unit circle and find the point P designated by that same angle in radians.
- 3 Measure the vertical (signed) distance that gives the y -coordinate of point P .
- 4 At the value of t you chose in step 1, lightly draw a vertical line segment the same length as the y -coordinate of P . Put a dot at the top (or bottom) of the line segment.
- 5 Repeat for some more values of t . Connect the dots to see the graph of $f(t) = \sin(t)$.



- 1 Choose a value of t along the horizontal axis of the $g(t) = \cos(t)$ grid. This value of t represents an angle in radians.
- 2 Now look at the unit circle and find the point P designated by that same angle in radians.
- 3 Measure the horizontal (signed) distance that gives the x -coordinate of point P .
- 4 At the value of t you chose in step 1, lightly draw a vertical line segment the same length as the x -coordinate of P . Put a dot at the top (or bottom) of the line segment.
- 5 Repeat for some more values of t . Connect the dots to see the graph of $g(t) = \cos(t)$.



The Tangent Function

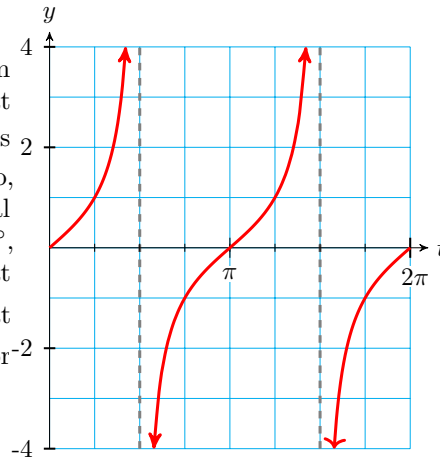
Finally, we consider the graph of the tangent function. Once again, the only difference between this new graph and our old version of the tangent graph in degrees is that the horizontal axis is scaled in radians.

Example 6.32 Graph the tangent function, $y = \tan(t)$, where t is measured in radians.

Solution. We begin by making a table of values for the tangent function. We choose the special values for t between 0 and π .

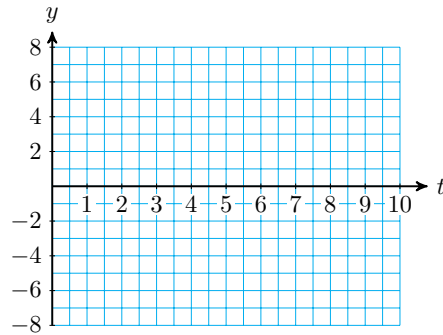
| | | | | | | | | | |
|-----------|---|-----------------|-----------------|-----------------|-----------------|------------------|------------------|------------------|-------|
| t | 0 | $\frac{\pi}{6}$ | $\frac{\pi}{4}$ | $\frac{\pi}{3}$ | $\frac{\pi}{2}$ | $\frac{2\pi}{3}$ | $\frac{3\pi}{4}$ | $\frac{5\pi}{6}$ | π |
| $\tan(t)$ | 0 | 0.577 | 1 | 1.732 | --- | -1.732 | -1 | -0.577 | 0 |

Plot the points and connect them with smooth curves, remembering that $\tan(\frac{\pi}{2})$ is undefined. The graph repeats for values of t between π and 2π . So, while the graph in degrees had vertical asymptotes at $\theta = 90^\circ$ and $\theta = 270^\circ$, this graph has vertical asymptotes at $t = \frac{\pi}{2}$ and $t = \frac{3\pi}{2}$. The figure at right shows the graph of $y = \tan(t)$ for $0 \leq t \leq 2\pi$.

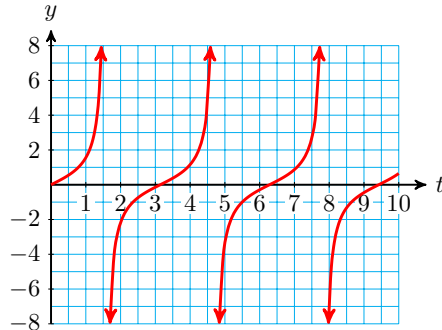


□

Checkpoint 6.33 Sketch a graph of the tangent function $y = \tan(t)$ and scale the horizontal axis in integers, as shown below. Label the t -intercepts and the vertical asymptotes with their coordinates.



Answer.

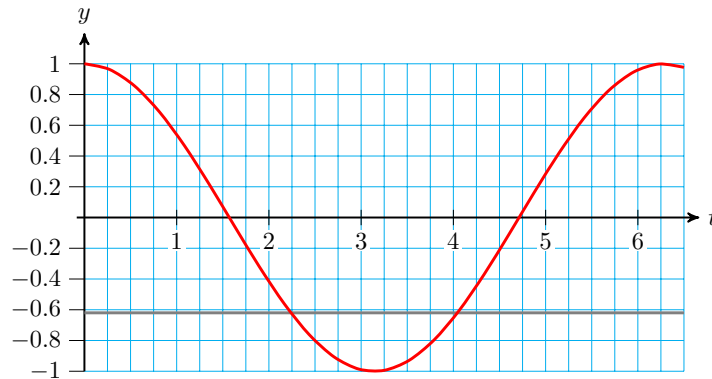


Solving Equations

We can use the graphs of the circular functions find solutions to trigonometric equations.

Example 6.34 Use a graph to find all solutions of $\cos(t) = -0.62$ between 0 and 2π .

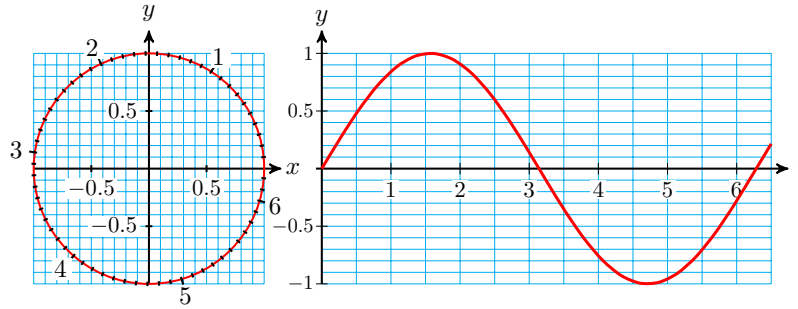
Solution. The figure shows a graph of $y = \cos(t)$, with t in radians, and the horizontal line $y = -0.62$. The solutions of the equation are the t -coordinates of the intersection points, and these appear to be about $t = 2.25$ and slightly over 4.0, perhaps 4.05. You can check that these values roughly satisfy the equation; it is difficult to read the graph with any greater accuracy.



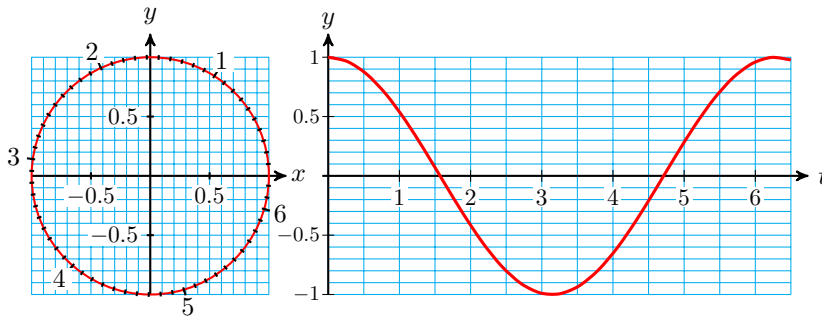
□

Checkpoint 6.35 Use a graph to find the two angles between 0 and 2π that satisfy $\sin(t) = -0.85$.

Answer. Approximately 4.14 and 5.25

Activity 6.6 Solving Equations.

- 1
 - a Use the graph of $y = \sin(t)$ to estimate two solutions of the equation $\sin(t) = 0.65$. Show your solutions on the graph.
 - b Use the unit circle to estimate two solutions of the equation $\sin(t) = 0.65$. Show your solutions on the circle.
- 2
 - a Use the graph of $y = \sin(t)$ to estimate two solutions of the equation $\sin(t) = -0.2$. Show your solutions on the graph.
 - b Use the unit circle to estimate two solutions of the equation $\sin(t) = -0.2$. Show your solutions on the circle.



- 3
 - a Use the graph of $y = \cos(t)$ to estimate two solutions of the equation $\cos(t) = 0.15$. Show your solutions on the graph.
 - b Use the unit circle to estimate two solutions of the equation $\cos(t) = 0.15$. Show your solutions on the circle.
- 4
 - a Use the graph of $y = \cos(t)$ to estimate two solutions of the equation $\cos(t) = -0.4$. Show your solutions on the graph.
 - b Use the unit circle to estimate two solutions of the equation $\cos(t) = -0.4$. Show your solutions on the circle.

We can also solve equations algebraically, using a calculator or computer to obtain more accurate values for the solutions.

Example 6.36

- a Solve the equation $\cos(t) = -0.62$ algebraically, for $0 \leq t \leq 2\pi$.
- b Find all solutions of the equation.

Solution.

- a The cosine is negative in the second and third quadrants, so we expect to find our answers between $t = 1.57$ and $t = 4.71$. We use a calculator to find one of the angles:

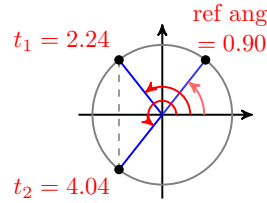
$$\cos^{-1}(-0.62) = 2.23953903$$

Rounded to hundredths, the second quadrant angle is $t_1 = 2.24$ radians. To find the other angle, we first find the reference angle for t_1 :

$$\text{reference angle} = \pi - t_1 = 0.90$$

The third quadrant angle with the same reference angle is

$$t_2 = \pi + 0.90 = 4.04$$



Thus, the two solutions are $t_1 = 2.24$ and $t_2 = 4.04$ radians, as shown in the figure.

- b All angles coterminal with t_1 and t_2 are also solutions of the equation $\cos t = -0.62$. So adding or subtracting multiples of 2π to t_1 and t_2 produces all the solutions. For example, $2.24 + 2\pi = 8.52$ and $4.04 - 2\pi = -2.24$ are solutions. We write the solutions as $t = 2.24 \pm 2\pi k$ and $t = 4.04 \pm 2\pi k$, where k is an integer.

□

Checkpoint 6.37

- a Solve the equation $\sin(t) = -0.85$ algebraically, for $0 \leq t \leq 2\pi$.
 b Find all solutions of the equation.

Answer.

- a 4.16 and 5.27
 b $4.16 \pm 2\pi k$ and $5.27 \pm 2\pi k$

We can find exact values for the solutions of equations involving the special values without using a calculator.

Example 6.38 Find exact values for all the solutions of $\tan(t) = 1$.

Solution. Because $\tan\left(\frac{\pi}{4}\right) = 1$, one of the solutions is $t_1 = \frac{\pi}{4}$. Remember that there are two solutions between 0 and 2π ; and the tangent function is positive in the third quadrant.

The third quadrant angle with reference angle $\frac{\pi}{4}$ is $\pi + \frac{\pi}{4} = \frac{5\pi}{4}$, so the second solution is $t_2 = \frac{5\pi}{4}$.

All other solutions of the equation $\tan t = 1$ can be found by adding (or subtracting) multiples of 2π to these two solutions. We write the solutions as

$$t = \frac{\pi}{4} \pm 2\pi k, \quad \frac{5\pi}{4} \pm 2\pi k, \quad \text{where } k \text{ is an integer.}$$

□

Checkpoint 6.39 Find exact values for all the solutions of $\tan(t) = -\sqrt{3}$.

Answer. $\frac{2\pi}{3} \pm 2\pi k, \quad \frac{5\pi}{3} \pm 2\pi k$

Modeling with Circular Functions

Now that we have defined trigonometric functions of real numbers, we can describe periodic phenomena as functions of time (or other variables besides

angles).

For example, we began this chapter with a Ferris wheel of radius 100 feet that rotates once every 8 minutes. If you board the Ferris wheel at the bottom, your height is given as a function of time by

$$h = f(t) = 100 - 100 \cos\left(\frac{\pi}{4}t\right)$$

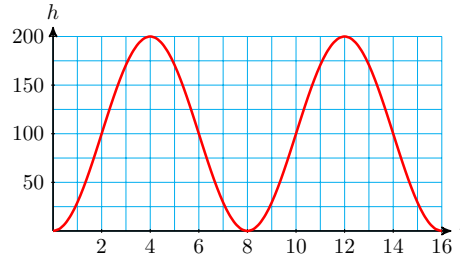
where t is measured in minutes after boarding.

Thus, after **2** minutes your height is

$$\begin{aligned} f(2) &= 100 - 100 \cos\left(\frac{\pi}{2}\right) \\ &= 100 - 100(0) = 100 \end{aligned}$$

and after **4** minutes your height is

$$f(4) = 100 - 100 \cos(\pi)$$



The graph of $h = f(t)$ is shown above. From the graph, we see that the midline of the function is $h = 100$, its amplitude is 100, and its period is 8 (which is reasonable because the Ferris wheel rotates every 8 minutes). You can review period, midline, and amplitude of periodic functions in Section 4.3.

Example 6.40 The formula

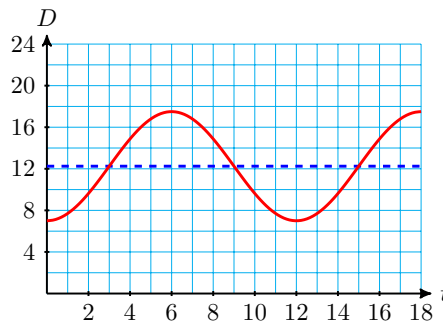
$$D(t) = 12.25 - 5.25 \cos\left(\frac{\pi}{6}t\right)$$

gives the number of hours of daylight in Glasgow, Scotland, as a function of time, in months after January 1.

- Graph the function on your calculator (make sure the calculator is set in radian mode).
- State the midline, amplitude, and period of the graph.
- How many hours of daylight does Glasgow enjoy on the longest day of the year?
- In which months does Glasgow experience less than 8 hours of light per day?

Solution.

- The graph is shown below.



- The midline of the graph is $D = 12.25$ hours, the amplitude is 5.25 hours, and the period is 12 months.

- c On the longest day of the year, there are $12.25 + 5.25 = 17.5$ hours of daylight in Glasgow.
- d From the graph, we see that $D(t) < 8$ for t between 0 and 2, or in January and February. $D(t)$ is also less than 8 for a short time between $t = 11$ and $t = 12$, at the end of December.

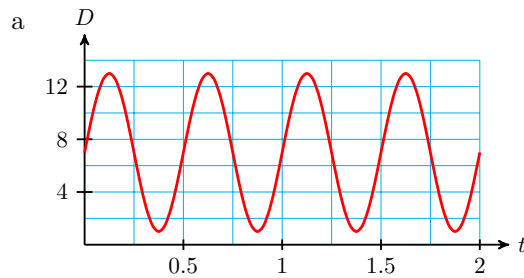
□

Checkpoint 6.41 The pistons in an automobile engine move up and down in the cylinders. If t is in milliseconds, the distance from the top of the piston to the top of the cylinder is given in centimeters by

$$D = 7 + 6 \sin(4\pi t)$$

- a Graph the function on your calculator (make sure the calculator is set in radian mode).
- b State the midline, amplitude, and period of the graph.
- c Find the largest and the smallest clearance between the piston and the top of the cylinder.

Answer.

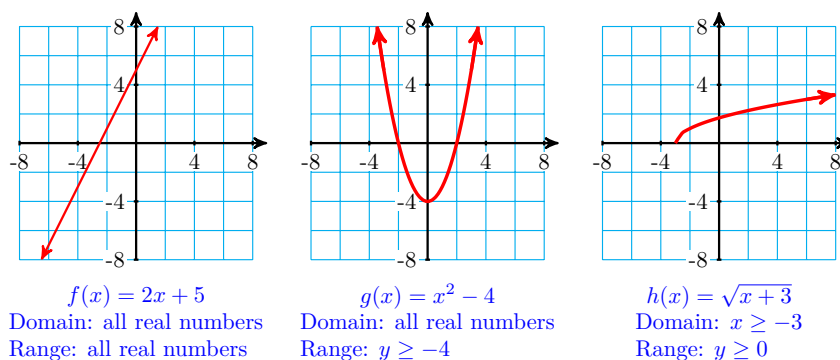


- b Midline: $D = 7$, amplitude: 6, period: 0.5 millisecc
- c Largest: 13 cm, smallest: 1 cm

Domain and Range

The **domain** of a function is the set of all possible input values. For many familiar functions, the domain is the set of all real numbers. In particular, the domain of any linear or quadratic function is the set of all real numbers.

Consider the functions $f(x) = 2x + 5$ and $g(x) = x^2 - 4$ shown below. We can use any real number as an input for either of these functions, and their graphs extend across the entire x -axis.



However, for other types of functions we must sometimes exclude certain values from the domain. For example, the domain of the function $h(x) = \sqrt{x + 3}$ is restricted because we cannot take the square root of a negative number. We must have $x + 3 \geq 0$, so the domain of the function consists of all $x \geq -3$.

You can see the domain of a function in its graph; notice that there are no points on the graph of $h(x) = \sqrt{x + 3}$ with x -coordinates less than -3 .

The **range** of a function is the set of all output values for the function. We can also see the range of a function in its graph; it is the set of all y -values for points on the graph.

- Because the graph of $f(x) = 2x + 5$ extends infinitely in both directions, its range consists of all real numbers. There is an input value that will produce any output we want.
- However, the range of $g(x) = x^2 - 4$ consists of all $y \geq -4$, because there are no points on the graph with y -coordinate less than -4 .
- The range of $h(x) = \sqrt{x + 3}$ consists of all $y \geq 0$.

Domain and Range.

The **domain** of a function is the set of all possible input values.

The **range** of a function is the set of all output values for the function.

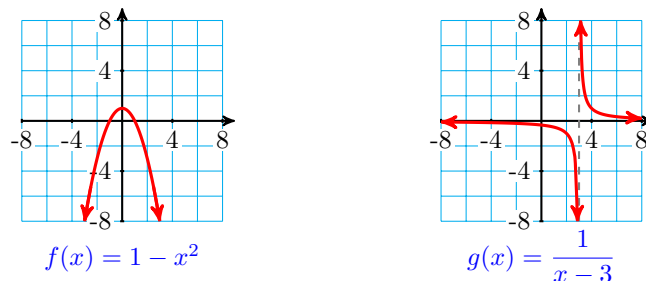
Example 6.42 Find the domain and range of each function.

a $f(x) = 1 - x^2$

b $g(x) = \frac{1}{x - 3}$

Solution.

- a There are no restrictions on the input values for this function, so its domain is all real numbers. The graph is a parabola with high point at $(0, 1)$, so the range of the function is all $y \leq 1$. See the figure below left.



- b Because we cannot divide by zero, we cannot allow $x = 3$ for this function. Thus, the domain of g is all real numbers except 3. The graph has a horizontal asymptote at $y = 0$, and you can see that there is no input that will produce an output of zero. So the range of g is all real numbers except 0.

□

Checkpoint 6.43 Use the formula and a graph to find the domain and range.

a $f(x) = \frac{2x}{x+4}$

b $g(x) = 1 + \sqrt{5-x}$

Answer.

a Dom (f): all real numbers except -4 , Rge (f): all real numbers except 2

b Dom (g): $(-\infty, 5]$, Rge (g): $[1, \infty)$

What about the domain and range of the trigonometric functions? The sine and cosine both include all real numbers in their domains; we can find the sine or cosine of any number. Because the output values of the sine and cosine are both defined by the coordinates of points on a unit circle, their values cannot be greater than 1 or less than -1 . The range of both sine and cosine is the interval $[-1, 1]$.

The tangent function is undefined at odd multiples of $\frac{\pi}{2}$ (that is, at $\dots, \frac{-3\pi}{2}, \frac{-\pi}{2}, \frac{\pi}{2}, \frac{3\pi}{2}, \dots$), so those values must be excluded from its domain. However, the output values of the tangent function increase without bound as the input approaches $\frac{\pi}{2}$ from the left, and decrease from the right. The range of the tangent is all real numbers.

These facts about the three trigonometric functions appear in the Section 6.3 Summary.

Review the following skills you will need for this section.

Algebra Refresher 6.7

Evaluate the function in part (a), and solve the equation in part (b).

1 $f(x) = x^2 + 1$

3 $h(t) = \sqrt{2t+6}$

a $f(5)$

a $h(3)$

b $f(x) = 5$

b $h(t) = 3$

2 $g(x) = x^3 - 2$

4 $m(t) = 6(2^t)$

a $g(-10)$

a $m(3)$

b $g(x) = -10$

b $m(t) = 3$

Algebra Refresher Answers

1 a 26

3 a $2\sqrt{3}$

b ± 2

b $\frac{3}{2}$

2 a -102

4 a 48

b -2

b -1

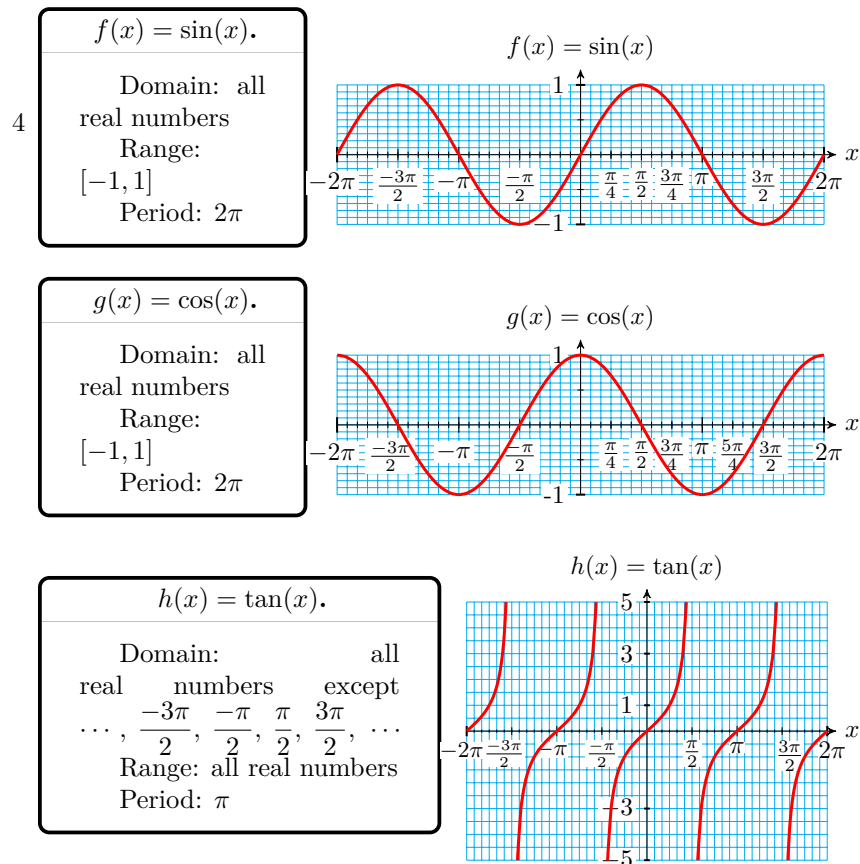
Section 6.3 Summary

Vocabulary

- Domain
- Range

Concepts

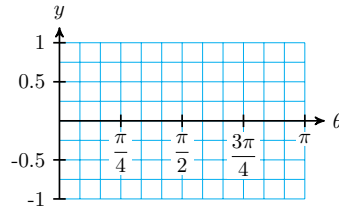
- 1 We can use circular functions of real numbers to describe periodic phenomena.
- 2 The **domain** of a function is the set of all possible input values. The **range** of a function is the set of all output values for the function.
- 3 We can use a graph to solve trigonometric equations, or the inverse trig keys on a calculator or computer. We can find exact values for the solutions of equations involving the special values without using a calculator.



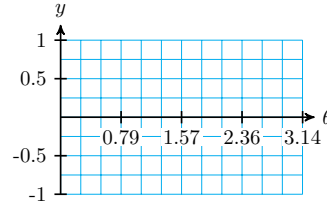
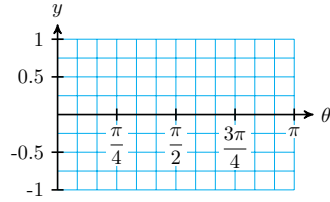
Study Questions

- 1 How do the graphs of the circular functions differ from the graphs of the trigonometric functions of angles in degrees?
- 2 Use guidepoints to sketch graphs of $y = \cos(t)$ and $y = \tan(t)$.

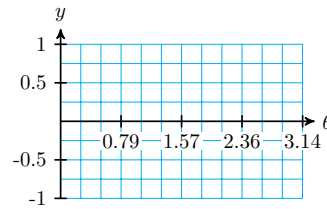
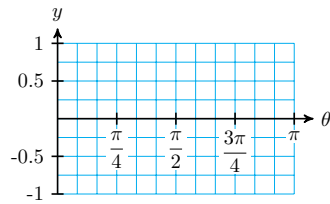
- b Sketch a graph of $y = \sin(\theta)$ on the grid.



3. Sketch a graph of $y = \sin(x)$ on each grid.



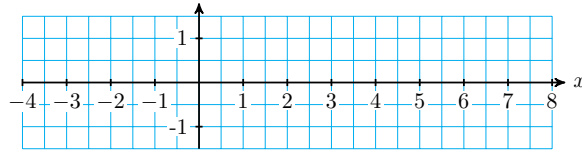
4. Sketch a graph of $y = \cos(x)$ on each grid.



5.

- a Sketch a graph of $f(x) = \sin(x)$ where x is a real number.

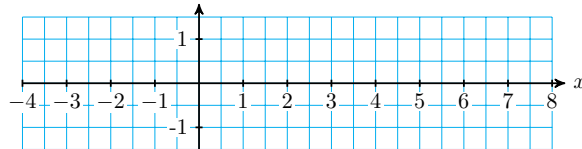
- b State the domain and range of $f(x) = \sin(x)$.



6.

- a Sketch a graph of $g(x) = \cos(x)$ where x is a real number.

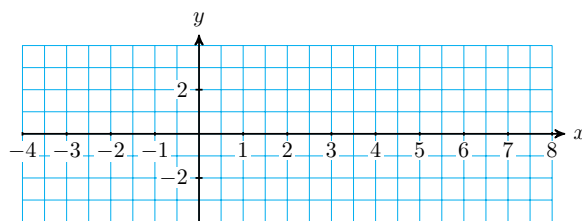
- b State the domain and range of $g(x) = \cos(x)$.



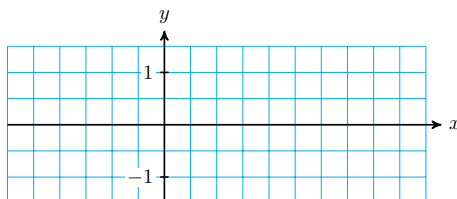
7.

- a Sketch a graph of $h(x) = \tan(x)$ where x is a real number.

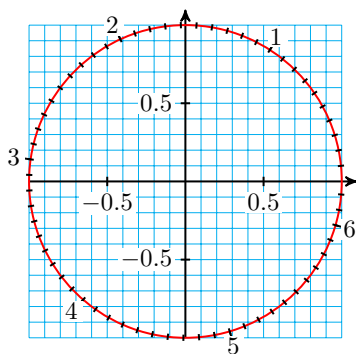
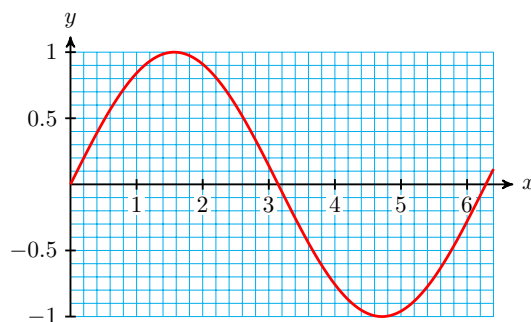
- b State the domain and range of $h(x) = \tan(x)$.



8. Sketch $f(x) = \cos(x)$ and $g(x) = \sin(x)$ on the same grid.



Exercise Group. For Problems 9–10, use the figures below. Show your solutions on the graphs.



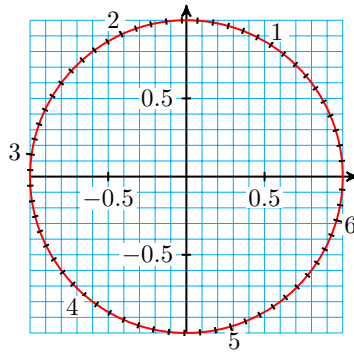
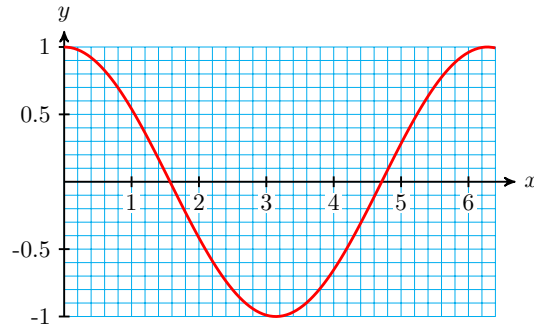
9.

- a Use the graph of $y = \sin(x)$ to estimate two solutions of the equation $\sin(x) = 0.65$.
- b Use the unit circle to estimate two solutions of the equation $\sin(x) = 0.35$.

10.

- a Use the graph of $y = \sin(x)$ to estimate two solutions of the equation $\sin(x) = -0.2$.
- b Use the unit circle to estimate two solutions of the equation $\sin(x) = -0.6$.

Exercise Group. For Problems 11–12, use the figures below. Show your solutions on the graphs.



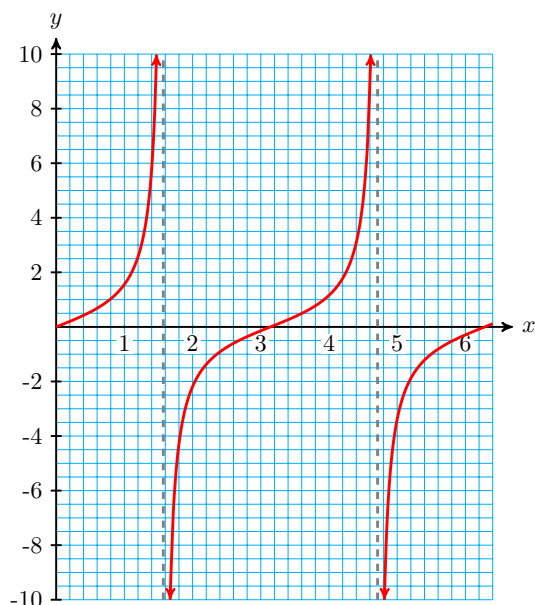
11.

- Use the graph of $y = \cos(x)$ to estimate two solutions of the equation $\cos(x) = -0.4$.
- Use the unit circle to estimate two solutions of the equation $\cos(x) = -0.8$.

12.

- Use the graph of $y = \cos(x)$ to estimate two solutions of the equation $\cos(x) = 0.15$.
- Use the unit circle to estimate two solutions of the equation $\cos(x) = 0.55$.

Exercise Group. For Problems 13–20, use the graph of $y = \tan(x)$ to estimate two solutions to the equation.

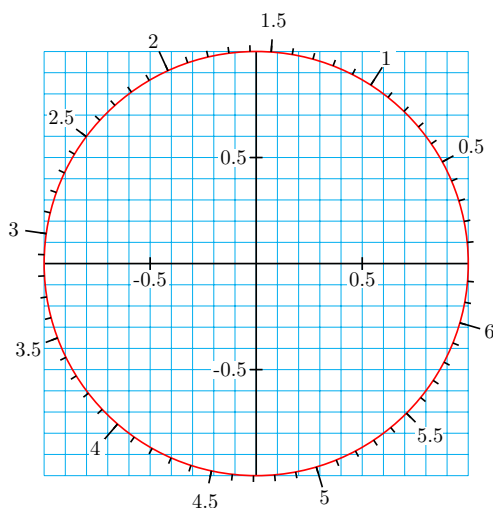


- | | |
|------------------------------|------------------------------|
| 13. $\tan(x) = 4$ | 14. $\tan(x) = 7$ |
| 15. $\tan(x) = -0.5$ | 16. $\tan(x) = -2.5$ |
| 17. $\sin(x) = 5.5 \cos(x)$ | 18. $\sin(x) = -4.5 \cos(x)$ |
| 19. $-2 \sin(x) = 3 \cos(x)$ | 20. $2 \sin(x) = \cos(x)$ |

Exercise Group. For Problems 21–26, find an angle in each quadrant, rounded to tenths, with the same reference angle as the angle given in radians.

- | | | |
|---------|---------|---------|
| 21. 5.8 | 22. 2.9 | 23. 3.7 |
| 24. 5.1 | 25. 1.8 | 26. 4.4 |

Exercise Group. For Problems 27–32, find all solutions between 0 and 2π . Round to two decimal places. Sketch your solutions on a unit circle.



- | | | |
|----------------------|-----------------------|-----------------------|
| 27. $\cos(t) = 0.74$ | 28. $\sin(t) = 0.58$ | 29. $\tan(t) = 1.6$ |
| 30. $\tan(x) = -0.6$ | 31. $\sin(x) = -0.72$ | 32. $\cos(x) = -0.48$ |

Exercise Group. For Problems 33–44, solve the equation. Give exact values between 0 and 2π .

- | | | |
|-------------------------------------|--|--|
| 33. $\sin(t) = -1$ | 34. $\tan(t) = -1$ | 35. $\tan(x) = 1$ |
| 36. $\cos(x) = 0$ | 37. $\cos(z) = \frac{1}{2}$ | 38. $\sin(z) = \frac{1}{\sqrt{2}}$ |
| 39. $\tan(s) = -\sqrt{3}$ | 40. $\tan(s) = \frac{1}{\sqrt{3}}$ | 41. $\sin(t) = \frac{-1}{\sqrt{2}}$ |
| 42. $\cos(t) = \frac{-1}{2}$ | 43. $\cos(x) = \frac{-\sqrt{3}}{2}$ | 44. $\sin(x) = \frac{-\sqrt{3}}{2}$ |

Exercise Group. For Problems 45–52, use your calculator in radian mode. In part (a), evaluate the trigonometric function, and in part (b), find all solutions between 0 and $\frac{\pi}{2}$. Round your answers to two decimal places.

- | | | |
|---|---|------------------------|
| 45. | 46. | 47. |
| a $x =$ $\sin(0.9)$ | a $x =$ $\cos(0.73)$ | a $x =$ $\tan(3.4)$ |
| b $\sin(x) =$ 0.9 | b $\cos(x) =$ 0.73 | b $\tan(x) =$ 3.4 |
| 48. | 49. | 50. |
| a $x =$ $\tan(5.8)$ | a $x =$ $\cos(2.7)$ | a $x =$ $\sin(1.2)$ |
| b $\tan(x) =$ 5.8 | b $\cos(x) =$ 2.7 | b $\sin(x) =$ 1.2 |
| 51. | 52. | |
| a $x =$ $\sin\left(\frac{\pi}{4}\right)$ | a $x =$ $\cos\left(\frac{\pi}{6}\right)$ | |
| b $\sin(x) = \frac{\pi}{4}$ | b $\cos(x) = \frac{\pi}{6}$ | |

Exercise Group. For Problems 53–58, evaluate the function.

- | | |
|---|---|
| 53. $f(t) = 12 \sin\left(2t - \frac{\pi}{4}\right), \quad t = \frac{3\pi}{4}$ | 54. $F(t) = 40 \sin\left(\frac{t}{3} + \frac{\pi}{6}\right), \quad t = \frac{\pi}{6}$ |
| 55. $G(x) = 8 \cos\left(\frac{x}{2} + \frac{2\pi}{3}\right),$ $x = \frac{\pi}{3}$ | 56. $g(x) = -2 \cos(3x - \pi),$ $x = \frac{5\pi}{4}$ |
| 57. $H(\theta) = 6 - 2 \tan\left(3\theta - \frac{\pi}{2}\right),$ $\theta = \frac{5\pi}{6}$ | 58. $h(\theta) = 2 + 4 \tan\left(\frac{\theta}{2} - \frac{3\pi}{2}\right),$ $\theta = \frac{3\pi}{2}$ |

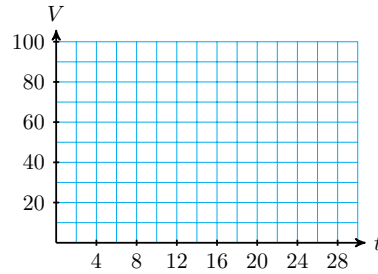
- 59.** When observed from earth, the moon looks like a disk that is partially visible and partially in shadow. The percentage of the disk that is visible can be approximated by

$$V(t) = 50 \cos(0.21t) + 50$$

where t is the number of days since the last full moon.

Graph $V(t)$ in the window

- a $X_{\min} = 0, X_{\max} = 30$
 $Y_{\min} = 0, Y_{\max} = 120$



- b Sketch the graph on the grid.
- c Label on your graph the points that correspond to full moon, half moon, and new moon. (*New moon* occurs when the part of the moon receiving sunlight is facing directly away from the earth.)
- d At what times during the lunar month is 25% of the moon visible? Mark those points on your graph.
- e During which days is less than 50% of the moon visible? Mark the corresponding points on your graph.

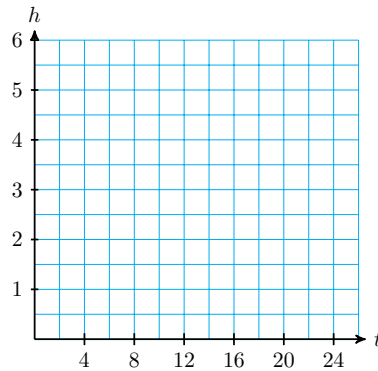
60. The tide in Malibu is approximated by the function

$$h(t) = 2.5 - 2.5 \cos(0.5t)$$

measured in feet above low tide, where t is the number of hours since the last low tide.

Graph $h(t)$ in the window

- a $X_{\min} = 0, X_{\max} = 25$
 $Y_{\min} = 0, Y_{\max} = 6$



- b Sketch the graph on the grid.
- c Label on your graph the points that correspond to high tide and low tide.
- d How high is high tide, and at what times does it occur?
- e At what times during the 25-hour period is the tide 4 feet above low tide? Mark those points on your graph.
- f Kathie walks along the beach only when the tide is below 1 foot. Find the intervals on your graph when the tide is below 1 foot.

61. The average daily high temperature in the town of Beardsley, Arizona is approximated by the function

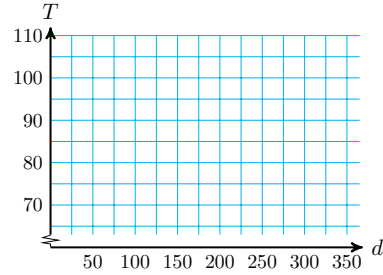
$$T(d) = 85.5 - 19.5 \cos(0.0175d - 0.436)$$

where the temperature is measured in degrees Fahrenheit, and d is the

number of days since January 1.

Graph $T(d)$ in the window

- a $X_{\min} = 0, X_{\max} = 365$
 $Y_{\min} = 60, Y_{\max} = 110$



- b Sketch the graph on the grid.
- c Label on your graph the points that correspond to highest and lowest average temperature.
- d What is the hottest day and what is its average temperature? What is the day with the lowest average temperature, and what is that temperature?
- e At what times during the year are average high temperatures above 90° ? Mark those points on your graph.

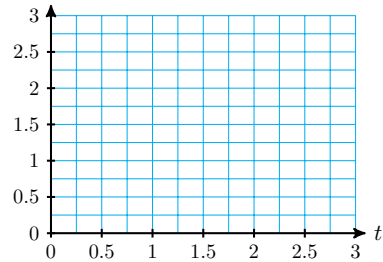
62. A weight is suspended from the ceiling on a spring. The weight is pushed straight up, compressing the spring, then released. The height of the weight above the ground is given by the function

$$H(t) = 2 + 0.5 \cos(6t)$$

where the height is measured in meters, and t is the number of seconds since the mass was released.

Graph $H(t)$ in the window

- a $X_{\min} = 0, X_{\max} = 3$
 $Y_{\min} = 0, Y_{\max} = 3$



- b Sketch the graph on the grid.
- c Label on your graph the points that correspond to highest and lowest positions of the mass.
- d How high is highest point, and when is that height attained during the first 3 seconds?
- e How high is lowest point, and when is that height attained during the first 3 seconds?
- f Find the intervals during the first 3 seconds when the mass is less than 2 meters above the ground.

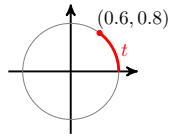
Exercise Group. For Problems 63–66, the figure shows an arc of length t , and the coordinates of its terminal point. Find the terminal point of each related arc given below, and give its sine, cosine, and tangent.

a $2\pi - t$

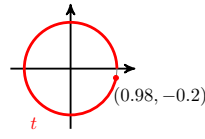
b $\pi - t$

c $\pi + t$

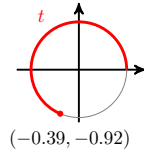
63.



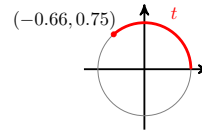
64.



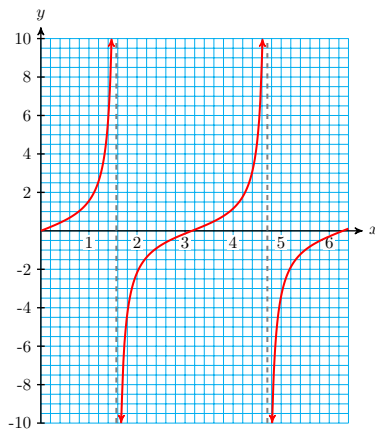
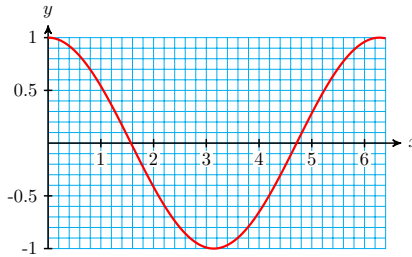
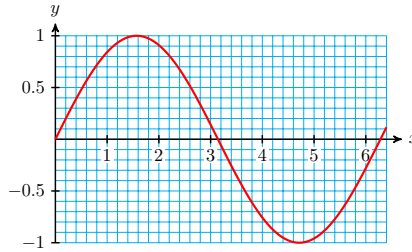
65.



66.



67. Locate the four values t , $2\pi - t$, $\pi - t$, and $\pi + t$ from Problem 63 on the graph of $f(t) = \sin(t)$, on the graph of $g(t) = \cos(t)$, and on the graph of $h(t) = \tan(t)$ shown below.



68. Repeat Problem 67 for the values in Problem 64.

69. Repeat Problem 67 for the values in Problem 65.

70. Repeat Problem 67 for the values in Problem 66.

Exercise Group. For Problems 71–78,

- a Sketch a graph of the function.
- b State the domain and range of the function.

71. $f(x) = 9 - x^2$ 72. $g(x) = 5 + \frac{1}{2}x^2$ 73. $h(x) = \frac{-1}{x^2} + 2$
 74. $j(x) = -3 + \frac{1}{x^2}$ 75. $F(x) = \sqrt{x - 6}$ 76. $G(x) = 6 - \sqrt{x}$
 77. $H(x) = \frac{-\sqrt{4 - x^2}}{-\sqrt{4 - x^2}}$ 78. $J(x) = \sqrt{1 - x^2}$

79.

- a Sketch a graph of $y = \cos(x)$, using the guidepoints in the table below.

| | | | | | |
|-----------|---|-----------------|-------|------------------|--------|
| x | 0 | $\frac{\pi}{2}$ | π | $\frac{3\pi}{2}$ | 2π |
| $\cos(x)$ | | | | | |

- b State the domain and range of the function $y = \cos(x)$.

80.

- a Sketch a graph of $y = \tan(x)$, using the guidepoints in the table below.

| | | | | | |
|-----------|---|-----------------|-----------------|------------------|-------|
| x | 0 | $\frac{\pi}{4}$ | $\frac{\pi}{2}$ | $\frac{3\pi}{4}$ | π |
| $\tan(x)$ | | | | | |

- b State the domain and range of the function $y = \tan(x)$.

6.4 Chapter 6 Summary and Review

Key Concepts

- 1 The distance we travel around a circle of radius r is proportional to the angle of displacement.

$$\text{Arclength} = (\text{fraction of one revolution}) \cdot (2\pi r)$$

- 2 We measure angles in radians when we work with arclength.

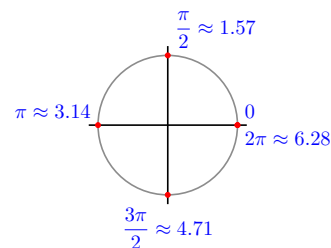
Radians.

The **radian measure** of an angle is given by

(fraction of one revolution $\times 2\pi$)

- 3 An arclength equal to one radius determines a central angle of one radian.
- 4 Radian measure can be expressed as multiples of π or as decimals.

| Degrees | Radians: Exact Values | Radians: Decimal Approximations |
|-------------|--------------------------|------------------------------------|
| 0° | 0 | 0 |
| 90° | $\frac{\pi}{2}$ | 1.57 |
| 180° | π | 3.14 |
| 270° | $\frac{3\pi}{2}$ | 4.71 |
| 360° | 2π | 6.28 |



- 5 We multiply by the appropriate conversion factor to convert between degrees and radians.

| |
|---|
| Unit Conversion for Angles. |
| $\frac{180^\circ}{\pi \text{ radians}} = 1$ |

To convert from radians to degrees we multiply the radian measure by $\frac{180^\circ}{\pi}$.

To convert from degrees to radians we multiply the degree measure by $\frac{\pi}{180}$.

- 6

| |
|---|
| Arclength Formula. |
| On a circle of radius r , the length s of an arc spanned by an angle θ in radians is |
| $s = r\theta$ |

- 7 On a **unit circle**, the measure of a (positive) angle in radians is equal to the length of the arc it spans.
- 8 The sine, cosine, or tangent of a particular angle is the same whether the angle is measured in radians or in degrees.
- 9 You should be familiar with the trig values of the special angles in radians.

| Degrees | Radians | Sine | Cosine | Tangent |
|---------|-----------------|----------------------|----------------------|----------------------|
| 0° | 0 | 0 | 1 | 0 |
| 30° | $\frac{\pi}{6}$ | $\frac{1}{2}$ | $\frac{\sqrt{3}}{2}$ | $\frac{1}{\sqrt{3}}$ |
| 45° | $\frac{\pi}{4}$ | $\frac{1}{\sqrt{2}}$ | $\frac{1}{\sqrt{2}}$ | 1 |
| 60° | $\frac{\pi}{3}$ | $\frac{\sqrt{3}}{2}$ | $\frac{1}{2}$ | $\sqrt{3}$ |
| 90° | $\frac{\pi}{2}$ | 1 | 0 | undefined |

- 10 To find the sine or cosine of a real number t , we draw an arc of length t on a unit circle, and then find the sine or cosine of the angle θ determined by the arc.

- 11

| |
|--|
| Coordinates on a Unit Circle. |
| The coordinates of the point P determined by an arc of length t in standard position on a unit circle are |
| $(x, y) = (\cos(t), \sin(t))$ |

$(\cos(t), \sin(t))$

- 12

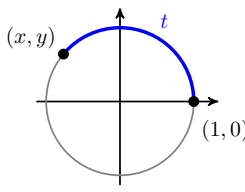
The Circular Functions.

Let P be the terminal point of an arc of length t in standard position on a unit circle. The **circular functions** of t are defined by

$$\cos(t) = x$$

$$\sin(t) = y$$

$$\tan(t) = \frac{y}{x}, \quad x \neq 0$$



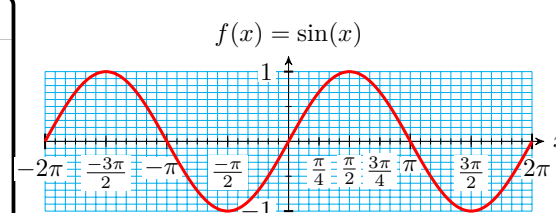
13 The **domain** of a function is the set of all possible input values. The **range** of a function is the set of all output values for the function.

$f(x) = \sin(x)$.

Domain: all real numbers

Range: $[-1, 1]$

Period: 2π

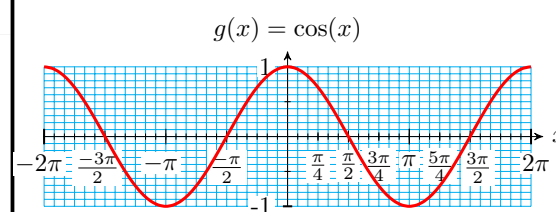


$g(x) = \cos(x)$.

Domain: all real numbers

Range: $[-1, 1]$

Period: 2π

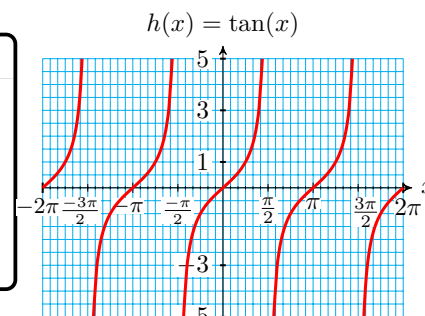


$h(x) = \tan(x)$.

Domain: all real numbers except $\dots, \frac{-3\pi}{2}, \frac{-\pi}{2}, \frac{\pi}{2}, \frac{3\pi}{2}, \dots$

Range: all real numbers

Period: π



Chapter 6 Review Problems

Exercise Group. For Problems 1–2, convert from degrees to radians. Give exact answers.

1.

- a 75°
- b 210°
- c 340°

2.

- a 130°
- b 300°
- c 12°

Exercise Group. For Problems 3–4, convert from degrees to radians. Round to two decimal places.

3.

- a 27°
 b 142°
 c 218°

4.

- a 76° b 328° c 111°

Exercise Group. For Problems 5–8, convert from radians to degrees. Round to hundredths if necessary.

5.

- a $\frac{5\pi}{6}$
 b $\frac{3\pi}{10}$
 c $\frac{23\pi}{18}$

6.

- a $\frac{7\pi}{4}$
 b $\frac{8\pi}{15}$
 c $\frac{35\pi}{20}$

7.

- a 2
 b 3.6
 c 0.8

8.

- a 4
 b 1.2
 c 5.3

Exercise Group. For Problems 9–10, express each fraction of one revolution as an angle in radians.

9.

- a $\frac{2}{3}$ b $\frac{7}{12}$ c $\frac{9}{8}$

10.

- a $\frac{5}{4}$ b $\frac{4}{6}$ c $\frac{2}{5}$

Exercise Group. For Problems 11–12, express each angle in radians as a fraction of one revolution.

11.

- a $\frac{\pi}{4}$ b $\frac{5\pi}{8}$ c $\frac{7\pi}{3}$

12.

- a $\frac{11\pi}{6}$ b $\frac{13\pi}{4}$ c $\frac{\pi}{9}$

Exercise Group. For Problems 13–14, in which quadrant on a unit circle does an arc with given length lie?

13.

- a 2.15 b 1.5 c 6.0

14.

- a 5.4 b 4.32 c 3.1

15.

- a The Earth's radius at the equator is 3960 miles. If you travel 150 miles along the equator, what fraction of its circumference have you covered? How many degrees of longitude have you crossed? Convert your answer to radians.

- b Use the arclength formula to calculate the answer to part (a). Do your answers agree?
16. A lawn sprinkler has a range of 15 feet, and waters a portion of a circle whose curved edge is 39.27 feet long. Through what angle does the sprinkler turn?
17. Many telecommunications satellites are put into geostationary orbits, so that they have the same period as the rotation of the earth, and hence stay in the same relative position seen from earth. Hundreds of these satellites orbit 22,300 miles above the equator in what is called the Clarke belt, named after Arthur C. Clarke. What is the speed of the satellites? (The radius of the earth is about 4000 miles.)
18. The planet Neptune is 4504 million kilometers from the Sun. In one Earth year (365 days), it travels a distance of 171.58 million kilometers around its orbit.
- a What fraction of its orbit does Neptune travel in one Earth year? What angle in radians does it traverse in that time?
- b How many days does it take Neptune to complete one orbit around the Sun? What is its speed, in kilometers per day?
- c Earth is 150 million kilometers from the Sun. What is Earth's orbital speed?

Exercise Group. For Problems 19–20, evaluate exactly.

19.

$$a \cos\left(\frac{2\pi}{3}\right) + \sin\left(\frac{\pi}{6}\right)$$

$$b \tan\left(\frac{\pi}{6}\right) - 3 \tan\left(\frac{4\pi}{3}\right)$$

$$c \sin^2\left(\frac{5\pi}{4}\right) \cos(\pi)$$

20.

$$a \sin\left(\frac{7\pi}{6}\right) \cos\left(\frac{3\pi}{4}\right)$$

$$b 4 \cos\left(\frac{3\pi}{2}\right) + \tan\left(\frac{7\pi}{4}\right)$$

$$c 2 \tan^2\left(\frac{5\pi}{3}\right) \sin\left(\frac{4\pi}{3}\right)$$

Exercise Group. For Problems 21–22, sketch an arc with the given length in standard position on a unit circle. Find the coordinates of the terminal point. Round to tenths.

21.

a 1

b 2

c 3

22.

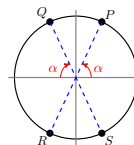
a 4

b 5

c 6

Exercise Group. In Problems 23–24, the circle has radius r , and its center is the point $(0, 0)$.

23. Find the coordinates of each point in terms of α .

a P c R b Q d S 

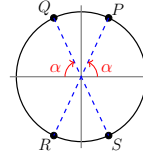
24. Find the length of each arc in terms of α .

a OP

c PQ

b OQ

d QR



Exercise Group. For Problems 25–26, find an exact value for the area of the sector.

25. With a central angle of 135° in a circle of radius 4 inches.

26. With a central angle of 240° in a circle of radius 12 centimeters.

Exercise Group. For Problems 27–30, fill in the correct inequality symbol.

27. If $\frac{\pi}{2} < \alpha < \beta < \pi$, then $\cos(\alpha)$ _____ $\cos(\beta)$.

28. If $\pi < \theta < \phi < \frac{3\pi}{2}$, then $\sin(\theta)$ _____ $\sin(\phi)$.

29. If $\frac{3\pi}{2} < s < t < 2\pi$, then $\tan(s)$ _____ $\tan(t)$.

30. If $\frac{\pi}{2} < x < y < \frac{3\pi}{2}$, then $\cos(x)$ _____ $\cos(y)$.

Exercise Group. For Problems 31–34, evaluate the function

31. $f(t) = 12 - 2.8 \sin(3.5t - 2)$ for $t = 8$

32. $h(x) = 2.4 + 6 \tan\left(\frac{3x - 5}{4}\right)$ for $x = 1.8$

33. $g(z) = 0.07 \tan(0.4z + 0.2) - 1.3$ for $z = 22$

34. $F(s) = -1.5 \cos\left(\frac{s}{8} - 3\right) + 5$ for $s = 6.2$

Exercise Group. For Problems 35–38, find the reference angle in radians.

35.

a $\frac{5\pi}{6}$

b $\frac{5\pi}{4}$

c $\frac{3\pi}{8}$

d $\frac{7\pi}{12}$

36.

a $\frac{5\pi}{3}$

b $\frac{9\pi}{8}$

c $\frac{17\pi}{12}$

d $\frac{7\pi}{6}$

37.

a 2.8

b 3.9

c 5.03

d 1.5

38.

a 1.2

b 6.2

c 2.36

d 4.15

Exercise Group. For Problems 39–40, find the angle of inclination of the line.

39. $2x + 5y = -3$

40. $\frac{x}{8} - \frac{y}{11} = 1$

41.

a Prepare a Cartesian coordinate system with the x -axis scaled from 0

to 10 and the y -axis scaled from -2 to 2 . Label multiples of $\frac{\pi}{4}$ on the x -axis.

- b Sketch an accurate graph of $y = \cos(x)$ on the grid. Sketch an accurate graph of $y = \sin(x)$ on the same grid.

42.

- a Use your calculator to make a table of values for $Y_1 = \sin(x)$, $Y_2 = \cos(x)$, and $Y_3 = \frac{Y_1}{Y_2}$, for $0 \leq x \leq 3$, and $\Delta x = 0.1$.

- b Plot the points (x, Y_3) from the table. Identify the graph.

Exercise Group. For Problems 43–46,

- a Graph the function for $0 \leq s < 2\pi$. State the amplitude, period, and midline of the graph.

- b Use the graph to solve the equation for $0 \leq s < 2\pi$.

43.

a $h(s) = 5 + 3 \cos(2s)$

b $5 + 3 \cos(2s) = 4.56$

45.

a $g(s) = 10 + 4.8 \sin(s - 1.5)$

b $10 + 4.8 \sin(s - 1.5) = 12$

44.

a $f(s) = 4 - 2 \sin(3s)$

b $4 - 2 \sin(3s) = 2$

46.

a $j(s) = 1.5 + 0.25 \cos(s + 0.5)$

b $1.5 + 0.25 \cos(s + 0.5) = 1.4$

Exercise Group. For Problems 47–48, solve the equation graphically for $0 \leq x < 2\pi$.

47. $6 + \tan(x - \frac{\pi}{6}) = 7$

48. $3 - \tan(x + \frac{3\pi}{4}) = 4$

Exercise Group. For Problems 49–52, solve the equation exactly for $0 \leq x < 2\pi$.

49. $\sin(\theta) = \frac{\sqrt{3}}{2}$

50. $\sin(\theta) = -\frac{1}{2}$

51. $\cos(\theta) = -1$

52. $\tan(\theta) = \sqrt{3}$

Exercise Group. For Problems 53–58, find all solutions between 0 and 2π . Round to two decimal places.

53. $\tan(t) = 5$

54. $\cos(x) = -0.63$

55. $\sin(h) = -0.26$

56. $\tan(\phi) = -2.5$

57. $\cos(\beta) = 0.95$

58. $\sin(\alpha) = 0.1$

Exercise Group. For Problems 59–62, solve for x .

59.

a $\cos(x) = 0.35$

b $\cos(0.35) = x$

60.

a $\sin(x) = 0.84$

b $\sin(0.84) = x$

61.

a $\sin(x) = \frac{\pi}{8}$

b $\sin(\pi x) = x$

62.

a $\tan x = 1.7\pi$

b $\tan(1.7\pi) = x$

Exercise Group. For Problems 63–66, sketch the graph. State its domain and range.

63. $g(x) = 2x^2 + 4$

64. $h(w) = 1 - \frac{1}{w^2}$

65. $F(s) = -\sqrt{16 - s^2}$

66. $G(t) = 4 + \sqrt{4 - t}$

67. Prove the Pythagorean identity $\cos^2(t) + \sin^2(t) = 1$ by carrying out the following steps. Sketch a unit circle, and an arc t in standard position.

- Write the equation of the unit circle.
- Use trig ratios to write the coordinates of the terminal point P of the arc.
- Substitute the coordinates of point P into your equation from part (a).
- Does the identity hold for all values of t ?


68. Prove the tangent identity $\tan(t) = \frac{\sin(t)}{\cos(t)}$ by carrying out the following steps. Sketch an arc t in standard position on a unit circle, and label its terminal point (x, y) .

- Write $\sin(t)$ and $\cos(t)$ in terms of x and y .
- Write the definition of $\tan(t)$.
- Substitute your results from part (a) into your expression for (b).
- Does the identity hold for all values of t ?

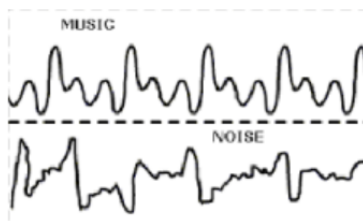
Chapter 7

Circular Functions

- [Transformations of Graphs](#)
- [The General Sinusoidal Function](#)
- [Solving Equations](#)



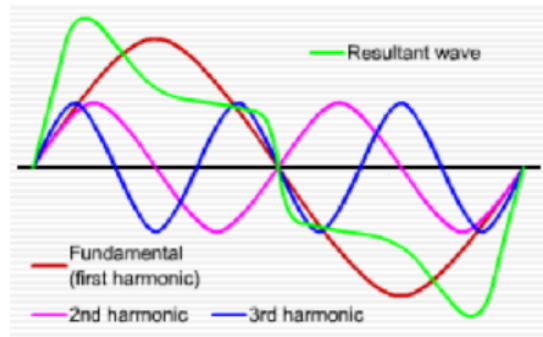
Musical instruments produce sound by the vibration of a string on a violin, guitar, or piano, or a column of air in a brass or woodwind instrument. The vibration causes a periodic variation in air pressure that is heard as sound. Periodic vibrations create a pleasing, musical sound, while random vibrations sound like noise.



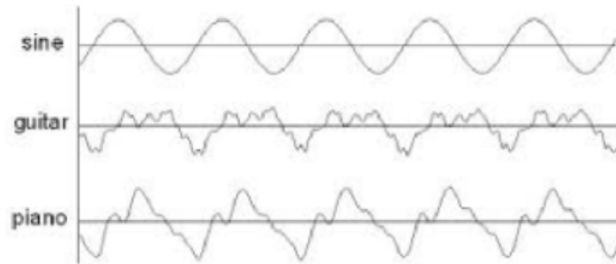
There are three distinguishing characteristics of musical notes: loudness, pitch, and timbre.

- The **loudness** of a note is measured by the magnitude, or amplitude, of the changes in air pressure.
- The **pitch** of the note is determined by its frequency, the number of times its basic pattern is repeated each second. For example, a note with pitch 440 hertz repeats its pattern 440 times per second. Humans can hear frequencies that range roughly from 20 to 18,000 hertz.
- The **timbre** of the note allows us to tell a piano note from a guitar note with the same loudness and pitch.

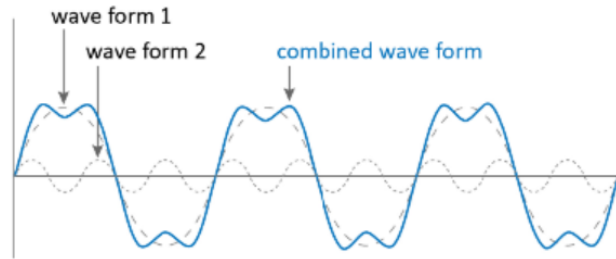
The simplest pressure vibration is produced by a tuning fork. The graph of its pressure function resembles a sine curve, and the corresponding sound is called a **pure tone**. When a musical instrument produces a pure tone, not only is its frequency produced, but integer multiples of the **fundamental frequency**, called **harmonics**, are produced as well. Sine curves of different frequencies combine to create the timbre of the note.



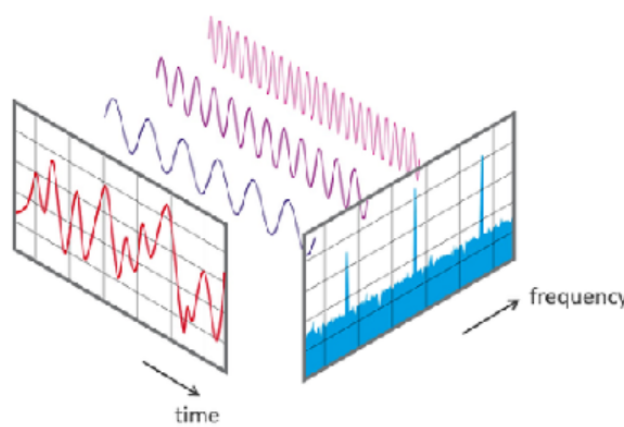
If two musical instruments play the same note, the notes have the same pitch, but they sound different because the amplitudes of each of the harmonics is different for the two instruments.



The French mathematician Joseph Fourier, who lived from 1768 to 1830, discovered that any periodic wave can be written as the sum of a number of sines and cosines with differing amplitudes.



Fourier created a method for determining the frequencies and amplitudes of the simpler waves that make up a more complicated periodic function. Applying the Fourier transform to a sampled musical note reveals which component frequencies are present in the note. The same sound can then be re-synthesized by including those frequency components.



Today, Fourier analysis is the foundation of signal processing, not only for audio waves, but for radio waves, light waves, seismic waves, and even images. By analyzing a compound waveform, the "noise" components can be isolated and removed in order to smooth out the signal.

Fourier analysis is also used in X-ray crystallography to reconstruct a crystal structure from its diffraction pattern, and in nuclear magnetic resonance spectroscopy to determine the mass of ions from the frequency of their motion in a magnetic field.

7.1 Transformations of Graphs

In Chapter 4 we saw that the amplitude, period, and midline of a sinusoidal graph are determined by the coefficients in its formula. The **circular functions** (sine and cosine of real numbers) behave the same way.

Period, Midline, and Amplitude

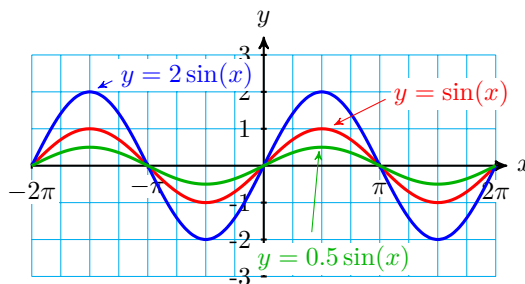
Changes to the amplitude, period, and midline are called **transformations** of the basic sine and cosine graphs.

- Changing the midline shifts the graph vertically.
- Changing the amplitude stretches or compresses the graph vertically.
- Changing the period stretches or compresses the graph horizontally.

First, we'll consider changes in amplitude.

Example 7.1 Compare the graphs of $f(x) = 2 \sin(x)$ and $g(x) = 0.5 \sin(x)$ with the graph of $y = \sin(x)$.

Solution. Use technology to graph the three functions for $-2\pi \leq x \leq 2\pi$. The graphs are shown below.

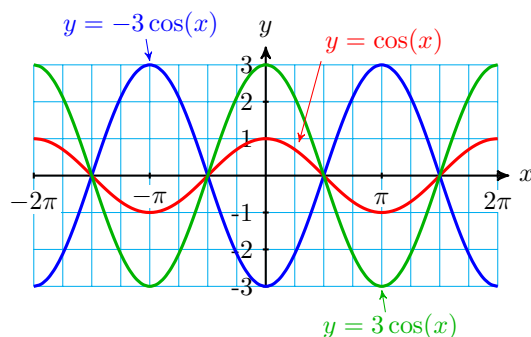


All three graphs have the same period (2π) and midline ($y = 0$), but the graph of f has amplitude 2, and the graph of g has amplitude 0.5. \square

The amplitude of $y = A \sin(t)$ is given by $|A|$, and the same is true of $y = A \cos(t)$. In the next exercise, remember that the amplitude is always a nonnegative number.

Checkpoint 7.2 Compare the graphs of $f(x) = 3 \cos(x)$ and $g(x) = -3 \cos(x)$ with the graph of $y = \cos(x)$.

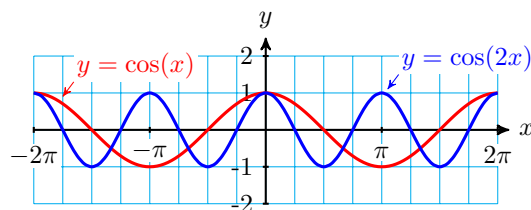
Answer. Both graphs have amplitude 3. The graph of $g(x) = -3 \cos(x)$ is reflected about the x -axis.



Next, we'll consider changes in the period of the graph.

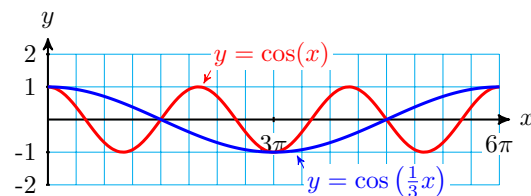
Example 7.3 Compare the graphs of $f(x) = \cos(2x)$ and $g(x) = \cos\left(\frac{1}{3}x\right)$ with the graph of $y = \cos(x)$.

Solution. Use technology to graph $f(x) = \cos(2x)$ and $y = \cos(x)$ for $-2\pi \leq x \leq 2\pi$, as shown below.



Both graphs have the same amplitude (1) and midline ($y = 0$), but the graph of f completes two cycles from 0 to 2π instead of one. The period of $f(x) = \cos(2x)$ is $\frac{2\pi}{2} = \pi$.

Now graph $g(x) = \cos\left(\frac{1}{3}x\right)$ and $y = \cos(x)$ for $0 \leq x \leq 6\pi$.



The graph of $g(x) = \cos\left(\frac{1}{3}x\right)$ completes one cycle between 0 and 6π . Its period is $\frac{2\pi}{\frac{1}{3}} = 6\pi$. \square

The period of $y = \cos(Bt)$ is given by $\frac{2\pi}{|B|}$, and the same is true of $y = \sin(Bt)$.

Checkpoint 7.4

- Compare the graph of $f(x) = \sin(3x)$ with the graph of $y = \sin(x)$ for $0 \leq x \leq 2\pi$.
- Compare the graph of $g(x) = \sin\left(\frac{1}{4}x\right)$ with the graph of $y = \sin(x)$ for $0 \leq x \leq 8\pi$.

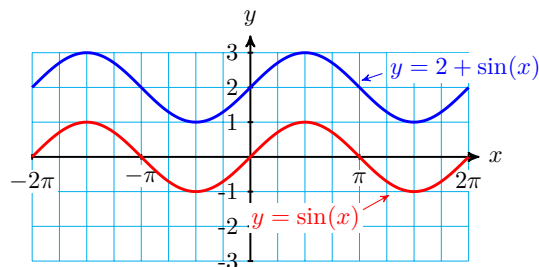
Answer.

a The graph of f completes 3 cycles from 0 to 2π . Its period is $\frac{2\pi}{3}$.

b The graph of g completes one cycle from 0 to 8π . Its period is 8π .
Next we'll consider changes in midline.

Example 7.5 Compare the graph of $f(x) = 2 + \sin(x)$ with the graph of $y = \sin(x)$.

Solution. Graph both functions $-2\pi \leq x \leq 2\pi$. The graphs are shown below.



Each point on the graph of $f(x) = 2 + \sin(x)$ has y -coordinate 2 units higher than the corresponding point on the graph of $y = \sin(x)$. Thus, the graph of $f(x) = 2 + \sin(x)$ is shifted vertically by 2 units relative to the graph of $y = \sin(x)$. In particular, the midline of $f(x) = 2 + \sin(x)$ is the line $y = 2$. \square

Checkpoint 7.6 Compare the graph of $g(x) = -3 + \cos(x)$ with the graph of $y = \cos(x)$.

Answer. The graph of g is shifted down 3 units. Its midline is $y = -3$.

Here is a summary of our findings.

Amplitude, Period, and Midline of Sinusoidal Functions.

1 The graph of

$$y = A \cos(x) \quad \text{or} \quad y = A \sin(x)$$

has **amplitude** $|A|$.

2 The graph of

$$y = \cos(Bx) \quad \text{or} \quad y = \sin(Bx)$$

has **period** $\frac{2\pi}{B}$.

3 The graph of

$$y = k + \cos(x) \quad \text{or} \quad y = k + \sin(x)$$

has **midline** $y = k$.

Graphs of Sinusoidal Functions

The values of the parameters A , B , and k determine the shape of the graphs of

$$y = k + A \sin(Bx) \quad \text{or} \quad y = k + A \cos(Bx)$$

By adjusting the amplitude, period, and midline of the sine or cosine graph, we can sketch these sinusoidal functions.

Example 7.7

- a State the amplitude, period, and midline of $y = 2 + 3 \cos(4t)$.
- b Sketch by hand a graph of $y = 2 + 3 \cos(4t)$.

Solution.

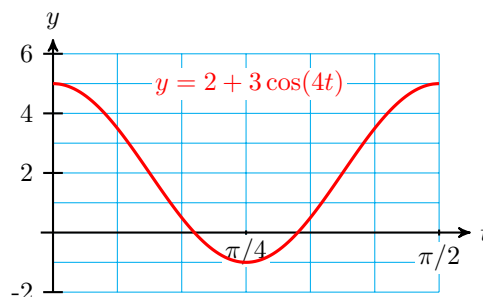
- a The amplitude of the graph is 3, its midline is $y = 2$, and its period is $\frac{2\pi}{4} = \frac{\pi}{2}$.
- b One way to make a quick sketch of a sinusoidal graph is to use a table of values. The trick is to choose convenient values for the input variable. In the table below, notice that we choose the quadrantal angles as the input values for the trigonometric function.

| t | $4t$ | $\cos(4t)$ | $3 \cos(4t)$ | $y = 2 + \cos(4t)$ |
|-----|------------------|------------|--------------|--------------------|
| | 0 | 1 | | |
| | $\frac{\pi}{2}$ | 0 | | |
| | π | -1 | | |
| | $\frac{3\pi}{2}$ | 0 | | |
| | 2π | 1 | | |

Now we work backwards from $4t$ to find the values of t , and forwards from $\cos(4t)$ to find the values of y .

| t | $4t$ | $\cos(4t)$ | $3 \cos(4t)$ | $y = 2 + \cos(4t)$ |
|------------------|------------------|------------|--------------|--------------------|
| 0 | 0 | 1 | 3 | 5 |
| $\frac{\pi}{8}$ | $\frac{\pi}{2}$ | 0 | 0 | 2 |
| $\frac{\pi}{4}$ | π | -1 | -3 | -1 |
| $\frac{3\pi}{8}$ | $\frac{3\pi}{2}$ | 0 | 0 | 2 |
| $\frac{\pi}{2}$ | 2π | 1 | 3 | 5 |

Notice from the table that the graph completes one cycle from $t = 0$ to $t = \frac{\pi}{2}$, which confirms that the period is $\frac{\pi}{2}$. Finally, we plot the points (t, y) from the table, and use them as "guidepoints" to sketch a sinusoidal graph, as shown below.




□

Checkpoint 7.8

- a State the amplitude, period, and midline of the graph of $y = 4 - 2 \sin\left(\frac{t}{3}\right)$.

b Complete the table and sketch a graph of $y = 4 - 2 \sin\left(\frac{t}{3}\right)$.

| t | $\frac{t}{3}$ | $\sin\left(\frac{t}{3}\right)$ | $-2 \sin\left(\frac{t}{3}\right)$ | $y = 4 - 2 \sin\left(\frac{t}{3}\right)$ |
|-----|------------------|--------------------------------|-----------------------------------|--|
| | 0 | | | |
| | $\frac{\pi}{2}$ | | | |
| | π | | | |
| | $\frac{3\pi}{2}$ | | | |
| | 2π | | | |

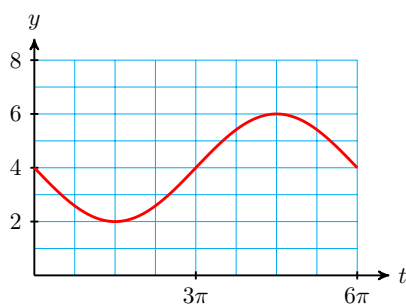


Answer.

a Amplitude: 2, period: 6π , midline: $y = 4$.

b

| t | $\frac{t}{3}$ | $\sin\left(\frac{t}{3}\right)$ | $-2 \sin\left(\frac{t}{3}\right)$ | $y = 4 - 2 \sin\left(\frac{t}{3}\right)$ |
|------------------|------------------|--------------------------------|-----------------------------------|--|
| 0 | 0 | 0 | 0 | 4 |
| $\frac{3\pi}{2}$ | $\frac{\pi}{2}$ | 1 | -2 | 2 |
| 3π | π | 0 | 0 | 4 |
| $\frac{9\pi}{2}$ | $\frac{3\pi}{2}$ | -1 | 2 | 6 |
| 6π | 2π | 0 | 0 | 4 |



Modeling with Sinusoidal Functions

Sinusoidal functions are used to model a great variety of physical phenomena, including sound and light waves, tides and planetary orbits, and the life cycles of plants and animals. They are also often used to approximate periodic functions that are not exactly sinusoidal, such as blood pressure.

Example 7.9 A typical blood pressure for a healthy adult, measured in millimeters of mercury, varies between 70 and 110, and a typical heart rate is 60 beats per minute. Write a sinusoidal function that approximates blood pressure, and sketch its graph.

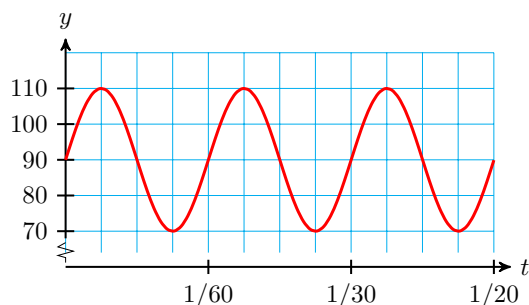
Solution. We would like a function of the form $y = k + a \sin(Bt)$, so we must find the values of the parameters A , B and k .

- The midline of the graph is $y = \frac{70 + 110}{2} = 90$, and the amplitude is $110 - 90 = 20$, so $A = 20$ and $k = 90$.
- The graph repeats 60 times per minute, so the period is $\frac{1}{60}$ minute, and $B = \frac{2\pi}{\frac{1}{60}} = 120\pi$.

Thus,

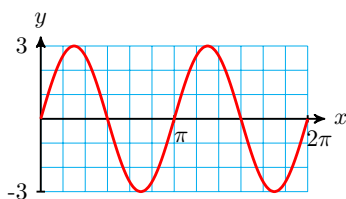
$$y = 90 + 20 \sin(120\pi t)$$

The graph of the function is shown below.

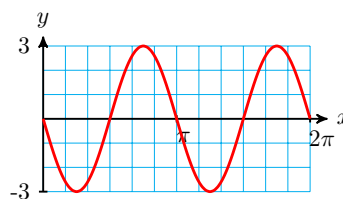


□

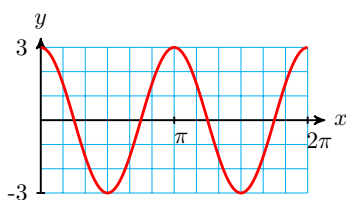
Note 7.10 In the preceding [Example](#), we could have chosen either a sine or a cosine function to model blood pressure; both describe the periodic behavior described. However, if we are given, or would like to specify, the starting point for a sinusoidal function, one choice can be more suitable than the other. Consider the functions graphed below.



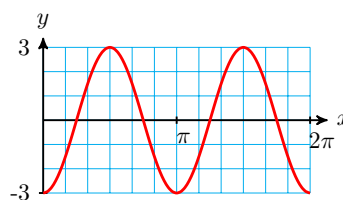
a. $y = 3 \sin(2x)$



b. $y = -3 \sin(2x)$



c. $y = 3 \cos(2x)$



d. $y = -3 \cos(2x)$

All four functions have the same amplitude and period, but they start at different points on the cycle.

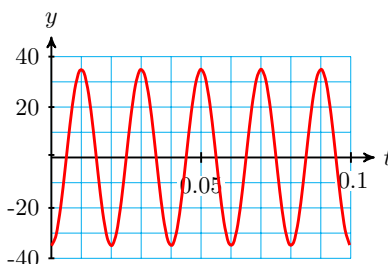
- The graphs in (a) and (b) start on the midline, so they are best modeled by sine functions.
- The graph in (b) starts out decreasing instead of increasing, so the coefficient A is negative.
- The graph in (c) is modeled by a cosine, because it starts at the maximum point, and the graph in (d) starts at the minimum point, so we choose a negative cosine to model it.

(In Section 7.2, we'll consider sinusoidal functions that start at other positions on the cycle.)

In the next **Checkpoint**, note the starting point of the graph, and choose the most appropriate sinusoidal function to model the function.

Checkpoint 7.11 The graph below shows the voltage of a generator, as seen on an oscilloscope.

- Write a sinusoidal function for the voltage level.
- What is the frequency of the signal, in cycles per second?



Answer.

- $y = -35 \cos(100\pi t)$
- 50 cycles per second

The Tangent Function

The transformations of shifting and stretching can be applied to the tangent function as well. The graph of $y = \tan x$ does not have an amplitude, but we can see any vertical stretch by comparing the function values at the guidepoints.

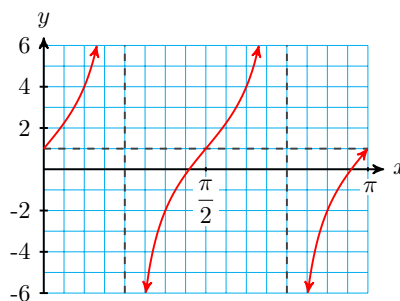
Example 7.12

- Graph $y = 1 + 3 \tan(2x)$.
- Describe the transformations of the graph, compared to $y = \tan(x)$.

Solution.

- Recall that the period of the tangent function is π . We make a table of values for one cycle of the function, choosing multiples of $\frac{\pi}{4}$ as the inputs for the tangent function. Then we plot the guidepoints, and sketch a tangent function through them. The graph is shown below.

| x | $2x$ | $\tan(2x)$ | $1 + 3 \tan(2x)$ |
|------------------|------------------|------------|------------------|
| 0 | 0 | 0 | 1 |
| $\frac{\pi}{8}$ | $\frac{\pi}{4}$ | 1 | 4 |
| $\frac{\pi}{4}$ | $\frac{\pi}{2}$ | --- | --- |
| $\frac{3\pi}{8}$ | $\frac{3\pi}{4}$ | -1 | -2 |
| $\frac{\pi}{2}$ | π | 0 | 1 |



b Writing the formula as

$$y = A \tan(Bx) + k = 3 \tan(2x) + 1$$

we see that the graph is stretched vertically by a factor of $A = 3$. The midline is $y = 1$, so the graph is shifted up by 1 unit. Finally, the coefficient $B = 2$ compresses the graph horizontally by a factor of 2, so the period of the graph is $\frac{\pi}{2}$, and there are four cycles between 0 and 2π

□

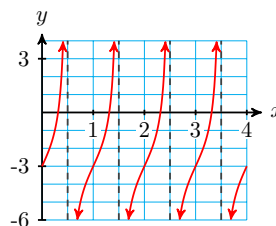
Checkpoint 7.13

a Identify the midline and period of the tangent graph shown below.

Find an equation of the form

$$y = A \tan(Bx) + k$$

b for the graph.



Answer.

a Midline: $y = -2$, period = 2

b $y = -3 + 2 \tan(\pi x)$

Review the following skills you will need for this section.

Algebra Refresher 7.1

Complete the table.

| | | | | | | |
|---|---------------------|---|-----------------|-------|------------------|--------|
| 1 | t | 0 | $\frac{\pi}{2}$ | π | $\frac{3\pi}{2}$ | 2π |
| | $t + \frac{\pi}{6}$ | | | | | |

| | | | | | | |
|---|---------------------|---|-----------------|-------|------------------|--------|
| 2 | t | 0 | $\frac{\pi}{2}$ | π | $\frac{3\pi}{2}$ | 2π |
| | $t - \frac{\pi}{6}$ | | | | | |

| | | | | | | |
|---|---------------------|---|-----------------|-------|------------------|--------|
| 3 | x | 0 | $\frac{\pi}{2}$ | π | $\frac{3\pi}{2}$ | 2π |
| | $x - \frac{\pi}{3}$ | | | | | |

| | | | | | | |
|---|---------------------|---|-----------------|-------|------------------|--------|
| 4 | x | 0 | $\frac{\pi}{2}$ | π | $\frac{3\pi}{2}$ | 2π |
| | $x + \frac{\pi}{3}$ | | | | | |

Algebra Refresher Answers

| | | | | | | |
|---|---------------------|-----------------|------------------|------------------|------------------|-------------------|
| 1 | t | 0 | $\frac{\pi}{2}$ | π | $\frac{3\pi}{2}$ | 2π |
| | $t + \frac{\pi}{6}$ | $\frac{\pi}{6}$ | $\frac{2\pi}{3}$ | $\frac{7\pi}{6}$ | $\frac{5\pi}{3}$ | $\frac{13\pi}{6}$ |

| | | | | | | |
|---|---------------------|------------------|-----------------|------------------|------------------|------------------|
| 3 | x | 0 | $\frac{\pi}{2}$ | π | $\frac{3\pi}{2}$ | 2π |
| | $x - \frac{\pi}{3}$ | $-\frac{\pi}{3}$ | $\frac{\pi}{6}$ | $\frac{2\pi}{3}$ | $\frac{7\pi}{6}$ | $\frac{5\pi}{3}$ |

| | | | | | | |
|---|---------------------|------------------|-----------------|------------------|------------------|-------------------|
| 2 | t | 0 | $\frac{\pi}{2}$ | π | $\frac{3\pi}{2}$ | 2π |
| | $t - \frac{\pi}{6}$ | $-\frac{\pi}{6}$ | $\frac{\pi}{3}$ | $\frac{5\pi}{6}$ | $\frac{4\pi}{3}$ | $\frac{11\pi}{6}$ |

| | | | | | | |
|---|---------------------|-----------------|------------------|------------------|-------------------|------------------|
| 4 | x | 0 | $\frac{\pi}{2}$ | π | $\frac{3\pi}{2}$ | 2π |
| | $x + \frac{\pi}{3}$ | $\frac{\pi}{3}$ | $\frac{5\pi}{6}$ | $\frac{4\pi}{3}$ | $\frac{11\pi}{6}$ | $\frac{7\pi}{3}$ |

Section 7.1 Summary

Vocabulary

- Transformation
- Amplitude
- Period
- Midline

Concepts

- 1 Changes to the amplitude, period, and midline of the basic sine and cosine graphs are called **transformations**. Changing the midline shifts the graph vertically, changing the amplitude stretches or compresses the graph vertically, and changing the period stretches or compresses the graph horizontally.

Amplitude, Period, and Midline of Sinusoidal Functions.

- 2 1 The graph of

$$y = A \cos(x) \quad \text{or} \quad y = A \sin(x)$$

has **amplitude** $|A|$.

- 2 The graph of

$$y = \cos(Bx) \quad \text{or} \quad y = \sin(Bx)$$

has **period** $\frac{2\pi}{B}$.

3 The graph of

$$y = k + \cos(x) \quad \text{or} \quad y = k + \sin(x)$$

has **midline** $y = k$.

- 3 One way to make a quick sketch of a sinusoidal graph is to use a table of values. The trick is to choose convenient values for the input variable.
- 4 The transformations of shifting and stretching can be applied to the tangent function as well.

Study Questions

- 1 Count from 0 to 2π by multiples of $\frac{\pi}{4}$.
- 2 Count from 0 to 2π by multiples of $\frac{\pi}{6}$.
- 3 Transformationhe maximum value of a certain sinusoidal function is M , and its minimum value is m . What is the midline of the function? What is its amplitude?
- 4 $f(x) = k + A \tan(x)$, and $f(0) = 4$, $f\left(\frac{\pi}{4}\right) = 6$. What are the values of k and A ?

Skills

- 1 Identify the amplitude, period, and midline of a circular function #1–8, 23–30
- 2 Graph a circular function #9–16, 31–44
- 3 Find a formula for the graph of a circular function #17–30
- 4 Model periodic phenomena with circular functions #45–52
- 5 Graph transformations of the tangent function #535–8
- 6 Solve trigonometric equations graphically #59–70

Homework 7-1

Exercise Group. For Problems 1–8, state the amplitude, period, and midline of the graph.

1. $y = -3 + 2 \sin(x)$ 2. $y = 4 - 3 \cos(x)$ 3. $y = -\cos(4x)$
 4. $y = -\sin(3x)$ 5. $y = -5 \sin\left(\frac{x}{3}\right)$ 6. $y = 6 \cos\left(\frac{x}{2}\right)$
 7. $y = 1 - \cos(\pi x)$ 8. $y = 2 + \sin(2\pi x)$

Exercise Group. In Problems 9–16, we use transformations to sketch graphs of the functions in Problems 1–8. Sketch one cycle of each graph by hand and label scales on the axes.

9.

- a $y = \sin(x)$
- b $y = 2 \sin(x)$
- c $y = -3 + 2 \sin(x)$

11.

- a $y = \cos(x)$
- b $y = \cos(4x)$
- c $y = -\cos(x)$

13.

- a $y = \sin(x)$
- b $y = \sin\left(\frac{x}{3}\right)$
- c $y = -5 \sin\left(\frac{x}{3}\right)$

15.

- a $y = \cos(x)$
- b $y = \cos(\pi x)$
- c $y = 1 - \cos(\pi x)$

10.

- a $y = \cos(x)$
- b $y = -3 \cos(x)$
- c $y = 4 - 3 \cos(x)$

12.

- a $y = \sin(x)$
- b $y = \sin(3x)$
- c $y = -\sin(3x)$

14.

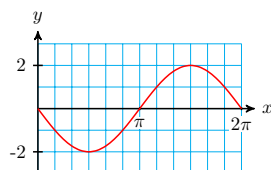
- a $y = \cos(x)$
- b $y = \cos\left(\frac{x}{2}\right)$
- c $y = 6 \cos\left(\frac{x}{2}\right)$

16.

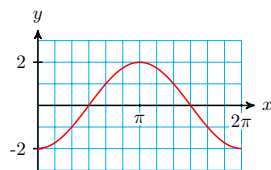
- a $y = \sin(x)$
- b $y = \sin(2\pi x)$
- c $y = 2 + \sin(2\pi x)$

Exercise Group. For Problems 17–22, write an equation for the graph using sine or cosine.

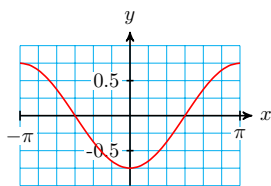
17.



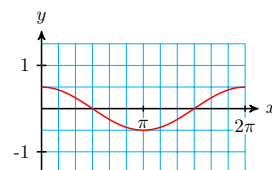
19.



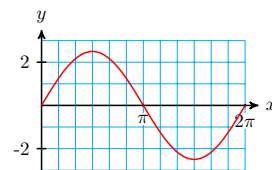
21.



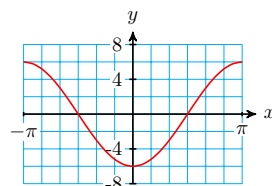
18.



20.



22.

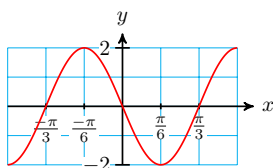


Exercise Group. For Problems 23–30,

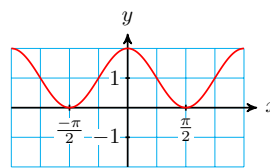
- a State the amplitude, period, and midline of the graph.

b Write an equation for the graph using sine or cosine.

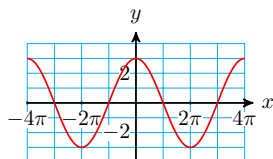
23.



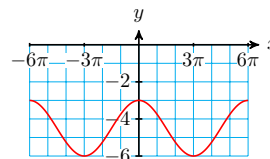
24.



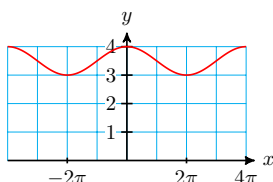
25.



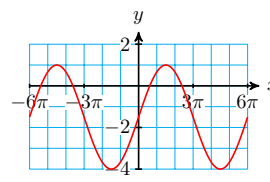
26.



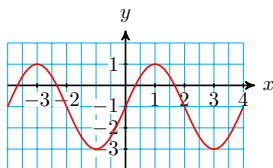
27.



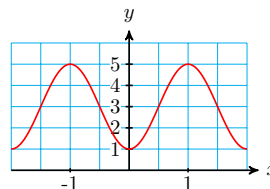
28.



29.



30.



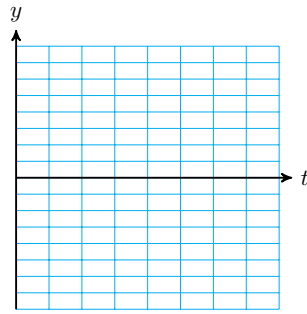
Exercise Group. In Problems 31–36, we use a table of values to sketch circular functions.

a Complete the table of values for the function.

b Sketch a graph of the function and label the scales on the axes.

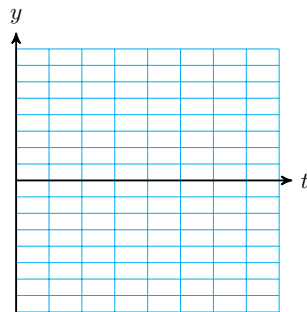
31. $y = 2 - 5 \cos(2t)$

| t | $2t$ | $\cos(2t)$ | $-5 \cos(2t)$ | $2 - 5 \cos(2t)$ |
|-----|------------------|------------|---------------|------------------|
| | 0 | | | |
| | $\frac{\pi}{2}$ | | | |
| | π | | | |
| | $\frac{3\pi}{2}$ | | | |
| | 2π | | | |



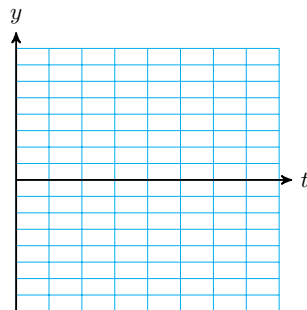
32. $y = -2 + 4 \sin(3t)$

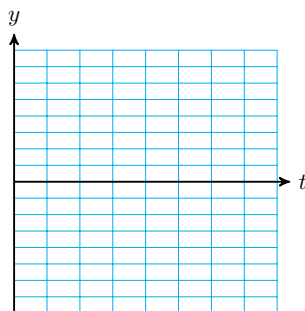
| t | $3t$ | $\sin(3t)$ | $4 \sin(3t)$ | $-2 + 4 \sin(3t)$ |
|-----|------------------|------------|--------------|-------------------|
| | 0 | | | |
| | $\frac{\pi}{2}$ | | | |
| | π | | | |
| | $\frac{3\pi}{2}$ | | | |
| | 2π | | | |



33. $y = 1 + 3 \cos\left(\frac{t}{2}\right)$

| t | $\frac{t}{2}$ | $\cos\left(\frac{t}{2}\right)$ | $3 \cos\left(\frac{t}{2}\right)$ | $1 + 3 \cos\left(\frac{t}{2}\right)$ |
|-----|------------------|--------------------------------|----------------------------------|--------------------------------------|
| | 0 | | | |
| | $\frac{\pi}{2}$ | | | |
| | π | | | |
| | $\frac{3\pi}{2}$ | | | |
| | 2π | | | |

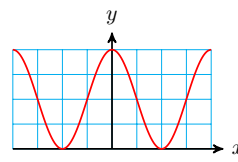
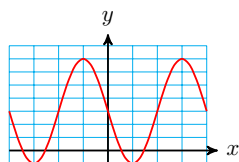




Exercise Group. For Problems 37–44, label the scales on the axes for the graph.

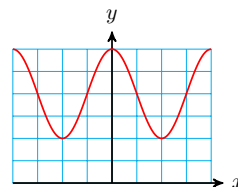
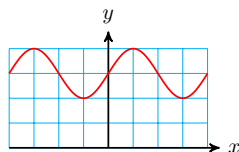
37. $y = 3 - 4 \sin(2x)$

38. $y = 2 \cos(5x) + 2$



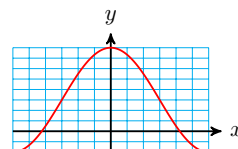
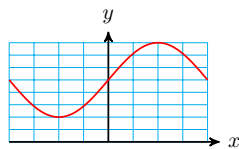
39. $y = \frac{1}{2} \sin(3x) + \frac{3}{2}$

40. $y = \frac{2}{5} \cos(6x) + \frac{4}{5}$



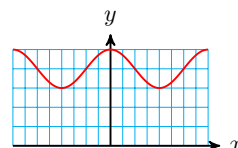
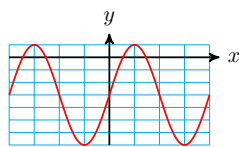
41. $50 - 30 \sin\left(\frac{x}{4}\right)$

42. $25 \cos\left(\frac{x}{3}\right) + 15$



43. $y = 4 \sin(\pi x) - 3$

44. $y = \frac{1}{2} \cos\left(\frac{\pi x}{2}\right) + 2$



45. The height of the tide in Cabot Cove can be approximated by a sinusoidal function. At 5 am on July 23, the water level reached its high mark at the 20-foot line on the pier, and at 11 am, the water level was at its lowest at the 4-foot line.

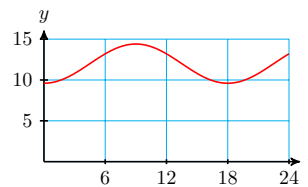
- a Sketch a graph of $W(t)$, the water level as a function of time, from 5 am on July 23 to 5 am on July 24.
- b Write an equation for the function.

46. The population of mosquitoes at Marsh Lake is a sinusoidal function of time. The population peaks around June 1 at about 6000 mosquitoes per square kilometer, and is smallest on December 1, at 1000 mosquitoes per square kilometer.
- Sketch a graph of $M(t)$, the number of mosquitoes as a function of the month, where $t = 0$ on June 1.
 - Write an equation for the function.
47. The paddlewheel on the Delta Queen steamboat is 28 feet in diameter, and is rotating once every ten seconds. The bottom of the paddlewheel is 4 feet below the surface of the water.
- The ship's logo is painted on one of the paddlewheel blades. At $t = 0$, the blade with the logo is at the top of the wheel. Sketch a graph of the logo's height above the water as a function of t .
 - Write an equation for the function.
48. Delbert's bicycle wheel is 24 inches in diameter, and he has a light attached to the spokes 10 inches from the center of the wheel. It is dark, and he is cycling home slowly from work. The bicycle wheel makes one revolution every second.
- At $t = 0$, the light is at its highest point the bicycle wheel. Sketch a graph of the light's height as a function of t .
 - Write an equation for the function.

Exercise Group. For Problems 49–52, write an equation for the sinusoidal function whose graph is shown.

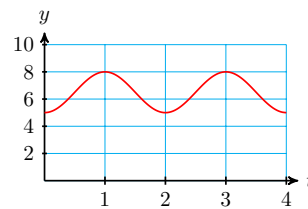
49.

The number of hours of daylight in Salt Lake City varies from a minimum of 9.6 hours on the winter solstice to a maximum of 14.4 hours on the summer solstice. Time is measured in months, starting at the winter solstice.



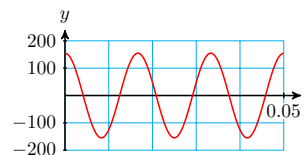
50.

A weight is 6.5 feet above the floor, suspended from the ceiling by a spring. The weight is pulled down to 5 feet above the floor and released, rising past 6.5 feet in 0.5 seconds before attaining its maximum height of feet. The weight oscillates between its minimum and maximum height.



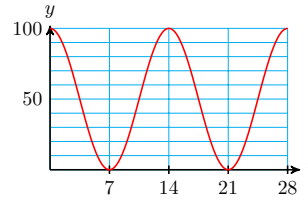
51.

The voltage used in U.S. electrical current changes from 155V to 155V and back 60 times each second.



52.

Although the moon is spherical, what we see from earth looks like a disk, sometimes only partly visible. The percentage of the moon's disk that is visible varies between 0 (at new moon) to 100 (at full moon), over a 28-day cycle.



Exercise Group. For Problems 53–58,

a Make a table of values and sketch a graph of the function.

b Give its period and midline.

53. $y = \tan(2x)$

54. $y = \tan(4x)$

55. $y = 4 + 2 \tan(3x)$

56. $y = 3 + \frac{1}{2} \tan(2x)$

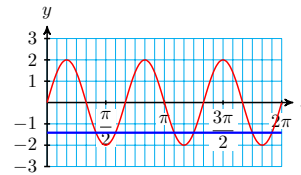
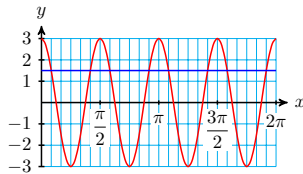
57. $y = 3 - \tan\left(\frac{x}{4}\right)$

58. $y = 1 - 2 \tan\left(\frac{x}{3}\right)$

Exercise Group. For Problems 59–64, use the graph to find all solutions between 0 and 2π .

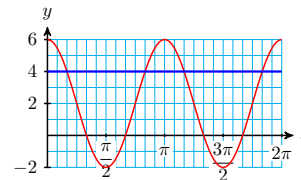
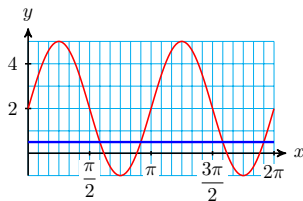
59. $3 \cos(4x) = 1.5$

60. $2 \sin(3x) = -\sqrt{2}$



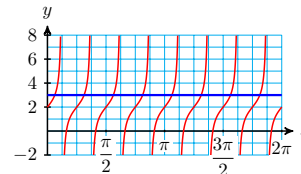
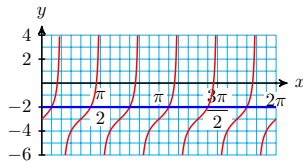
61. $2 + 3 \sin(2x) = 0.5$

62. $2 + 4 \cos(2x) = 4$



63. $-3 + \tan(3x) = -2$

64. $2 + \tan(4x) = 3$



Exercise Group. For Problems 65–70,

a Use technology to graph the function for $0 \leq x \leq 2\pi$.

b Use the intersect feature to find all solutions between 0 and 2π . Round your answers to hundredths.

65.

a $f(x) = 3 \sin(2x)$

b $3 \sin(2x) = -1.5$

67.

a $h(x) = 2 - 4 \cos\left(\frac{x}{4}\right)$

b $2 - 4 \cos\left(\frac{x}{4}\right) = 0$

69.

a $G(x) = -1 + 3 \cos(3x)$

b $-1 + 3 \cos(3x) = 1$

66.

a $g(x) = -2 \cos(3x)$

b $-2 \cos(3x) = 1$

68.

a $H(x) = 3 + 2 \sin\left(\frac{x}{2}\right)$

b $3 + 2 \sin\left(\frac{x}{2}\right) = 5$

70.

a $F(x) = 4 - 3 \sin(2x)$

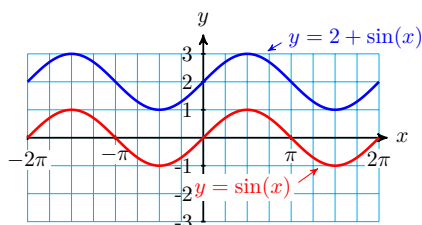
b $4 - 3 \sin(2x) = 2.5$

7.2 The General Sinusoidal Function

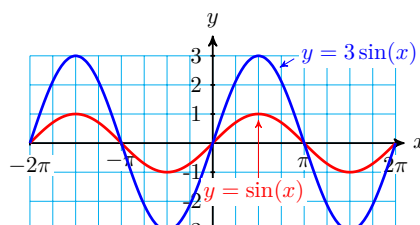
Horizontal Shifts

In the previous section we considered transformations of sinusoidal graphs, including vertical shifts, which change the midline of the graph, vertical stretches and compressions, which change its amplitude, and horizontal stretches and compressions, which occur when we change the period of the graph.

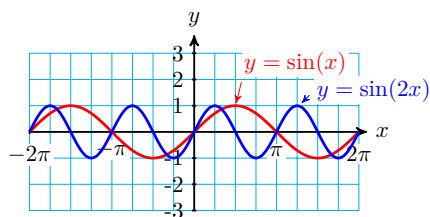
In this section we consider one more transformation, shifting the graph horizontally. The figure below shows four different transformations of the graph of $y = \sin(x)$.



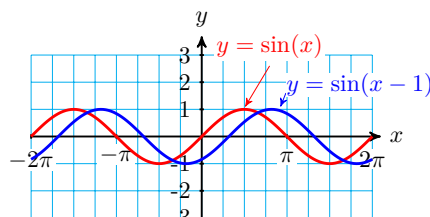
A vertical shift



A vertical stretch



A horizontal compression

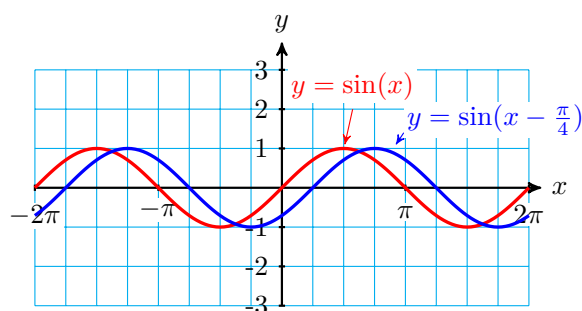


A horizontal shift

Example 7.14 Graph $f(x) = \sin(x)$ and $g(x) = \sin\left(x - \frac{\pi}{4}\right)$ for $-2\pi \leq x \leq 2\pi$. How is the graph of g different from the graph of f ?

Solution. The graphs are shown below. The graph of $g(x) = \sin\left(x - \frac{\pi}{4}\right)$ has the same amplitude, midline, and period as the graph of $f(x) = \sin(x)$, but

the graph of g is shifted to the right by $\frac{\pi}{4}$ units, compared to the graph of f .



We can see why this shift occurs by studying a table of values for the two functions.

| | | | | | | | | | |
|--------|-----------------------|----------------------|----------------------|----------------------|----------------------|-----------------------|-----------------------|-----------------------|-----------------------|
| x | 0 | $\frac{\pi}{4}$ | $\frac{\pi}{2}$ | $\frac{3\pi}{4}$ | π | $\frac{5\pi}{4}$ | $\frac{3\pi}{2}$ | $\frac{7\pi}{4}$ | 2π |
| $f(x)$ | 0 | $\frac{\sqrt{2}}{2}$ | 1 | $\frac{\sqrt{2}}{2}$ | 0 | $-\frac{\sqrt{2}}{2}$ | -1 | $-\frac{\sqrt{2}}{2}$ | 0 |
| $g(x)$ | $-\frac{\sqrt{2}}{2}$ | 0 | $\frac{\sqrt{2}}{2}$ | 1 | $\frac{\sqrt{2}}{2}$ | 0 | $-\frac{\sqrt{2}}{2}$ | -1 | $-\frac{\sqrt{2}}{2}$ |

Notice that in the table, g has the same function values as f , but each one is shifted $\frac{\pi}{4}$ units to the right. The same thing happens in the graph: each y -value appears $\frac{\pi}{4}$ units farther to the right on g than it does on f . \square

Checkpoint 7.15 Graph $f(x) = \cos(x)$ and $g(x) = \cos\left(x + \frac{\pi}{4}\right)$ for $-2\pi \leq x \leq 2\pi$. How is the graph of g different from the graph of f ?

Answer. The graph of g is shifted $\frac{\pi}{4}$ units to the left of f .

The examples above illustrate the following principle.

Horizontal Shifts.

The graphs of

$$y = \sin(x - h) \quad \text{and} \quad t = \cos(x - h)$$

are *shifted horizontally* compared to the graphs of $y = \sin(x)$ and $y = \cos(x)$.

- If $h > 0$, the graph is shifted to the right.
- If $h < 0$, the graph is shifted to the left.

We can use a table of values to sketch graphs that involve horizontal shifts.

Example 7.16 Make a table of values and sketch a graph of $y = -2\cos\left(x + \frac{\pi}{3}\right)$.

Solution. First notice that we can write the equation as

$$y = -2\cos\left[x - \left(\frac{-\pi}{3}\right)\right]$$

so that $h = -\frac{\pi}{3}$, and we expect the graph to be shifted $\frac{\pi}{3}$ units to the left

compared to the graph of $y = \cos(x)$.

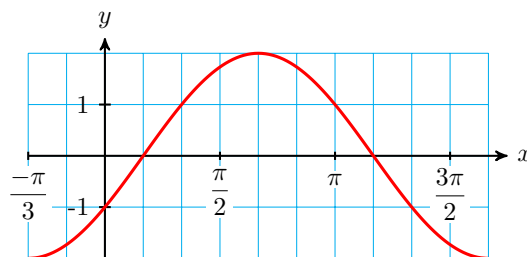
We choose convenient values for the inputs of the cosine function, namely $x + \frac{\pi}{3}$.

| x | $x + \frac{\pi}{3}$ | $\cos\left(x + \frac{\pi}{3}\right)$ | $y = \cos\left(x + \frac{\pi}{3}\right)$ |
|-----|---------------------|--------------------------------------|--|
| | 0 | | |
| | $\frac{\pi}{2}$ | | |
| | π | | |
| | $\frac{3\pi}{2}$ | | |
| | 2π | | |

From those values, we work backwards to x and forwards to y . (To obtain the values of x , we subtract $\frac{\pi}{3}$ from the values of $x + \frac{\pi}{3}$.)

| x | $x + \frac{\pi}{3}$ | $\cos\left(x + \frac{\pi}{3}\right)$ | $y = \cos\left(x + \frac{\pi}{3}\right)$ |
|------------------|---------------------|--------------------------------------|--|
| $-\frac{\pi}{3}$ | 0 | 1 | -2 |
| $\frac{\pi}{6}$ | $\frac{\pi}{2}$ | 0 | 0 |
| $\frac{2\pi}{3}$ | π | -1 | 2 |
| $\frac{7\pi}{6}$ | $\frac{3\pi}{2}$ | 0 | 0 |
| $\frac{5\pi}{3}$ | 2π | 1 | -2 |


To make the graph, we'll scale the x -axis in multiples of $\frac{\pi}{6}$. We plot the guide points (x, y) from the table, and sketch a sinusoidal graph through the points. One cycle of the graph is shown below. As we expected, the graph is shifted $\frac{\pi}{3}$ units to the left compared to the graph of $y = \cos(x)$.



□

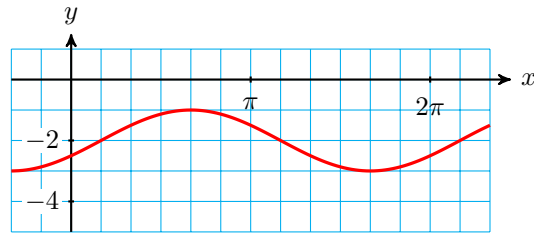
Checkpoint 7.17 Complete the table and sketch a graph of $y = -2 + \sin\left(x - \frac{\pi}{6}\right)$ on the grid below. (Do you expect the graph to be shifted to the left or to the right, compared to the graph of $y = \sin(x)$?)

| x | $x - \frac{\pi}{6}$ | $\sin\left(x - \frac{\pi}{6}\right)$ | $y = -2 + \sin\left(x - \frac{\pi}{6}\right)$ |
|-----|---------------------|--------------------------------------|---|
| | 0 | | |
| | $\frac{\pi}{2}$ | | |
| | π | | |
| | $\frac{3\pi}{2}$ | | |
| | 2π | | |



Answer.

| x | $x - \frac{\pi}{6}$ | $\sin\left(x - \frac{\pi}{6}\right)$ | $y = -2 + \sin\left(x - \frac{\pi}{6}\right)$ |
|-------------------|---------------------|--------------------------------------|---|
| $\frac{\pi}{6}$ | 0 | 0 | -2 |
| $\frac{2\pi}{3}$ | $\frac{\pi}{2}$ | 1 | -1 |
| $\frac{7\pi}{6}$ | π | 0 | -2 |
| $\frac{5\pi}{3}$ | $\frac{3\pi}{2}$ | -1 | -3 |
| $\frac{13\pi}{6}$ | 2π | 0 | -2 |

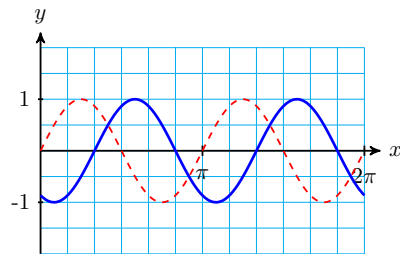


Combining Transformations

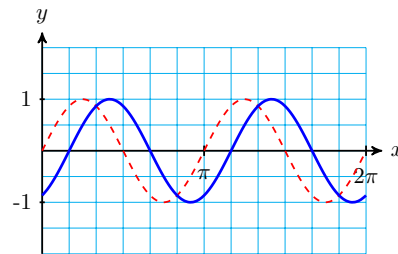
The order in which we apply transformations to a function makes a difference in the graph. We'll compare the graphs of the two functions

$$f(x) = \sin\left[2\left(x - \frac{\pi}{3}\right)\right] \quad \text{and} \quad g(x) = \sin\left(2x - \frac{\pi}{3}\right)$$

Graph the two functions for $0 \leq x \leq 2\pi$, along with $y = \sin(2x)$, as shown below. Each graph involves a horizontal shift relative to $y = \sin(2x)$, but the graph of f is shifted $\frac{\pi}{3}$ units to the right, while the graph of g is shifted only $\frac{\pi}{6}$ units to the right. This difference occurs because of the order of the transformations.



$$f(x) = \sin\left[2\left(x - \frac{\pi}{3}\right)\right]$$

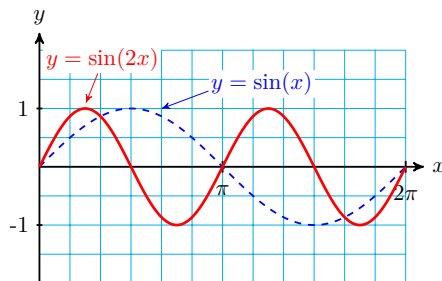


$$g(x) = \sin\left(2x - \frac{\pi}{3}\right)$$

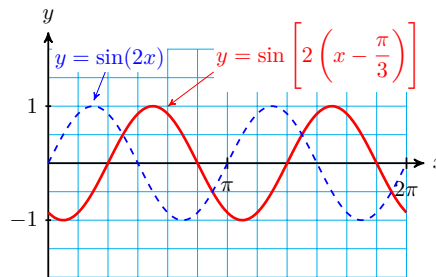
We transform the graph of $y = \sin(x)$ into the graph of f in two steps:

Step 1: First we replace x by $2x$ to get $y = \sin(2x)$, which compresses the graph horizontally by a factor of 2. (See figure (a) below.)

Step 2: Then we replace x by $x - \frac{\pi}{3}$ to get $f(x) = \sin\left[2\left(x - \frac{\pi}{3}\right)\right]$, which shifts the graph $\frac{\pi}{3}$ units to the right. (See figure (b).)



a. Step 1

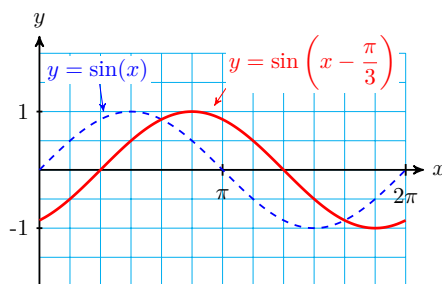


b. Step 2

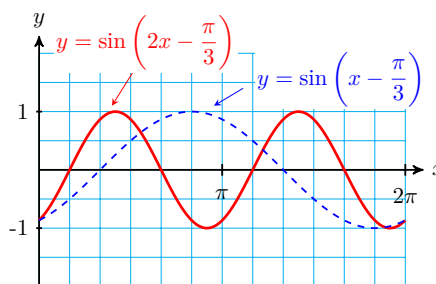
To transform the graph of $y = \sin(x)$ into the graph of g , we perform the two steps in the opposite order:

Step 1: We replace x by $x - \frac{\pi}{3}$ which shifts the graph $\frac{\pi}{3}$ units to the right. (See figure (a).)

Step 2: Then we replace x by $2x$ to get $g(x) = \sin\left(2x - \frac{\pi}{3}\right)$ which compresses the graph horizontally by a factor of 2, including the horizontal shift. This reduces the horizontal shift from $\frac{\pi}{3}$ to $\frac{\pi}{6}$. (See figure (b).)



a. Step 1



b. Step 2

It is easier to analyze the transformations in the function f , because we can read the horizontal shift from the formula.

$$f(x) = \sin\left[2\left(x - \frac{\pi}{3}\right)\right]$$

where 2 is the compression factor and $\frac{\pi}{3}$ is the horizontal shift.

We can write the formula for $g(x)$ in the same easy-to-analyze form by factoring the input for the sine function:

$$g(x) = \sin\left(2x - \frac{\pi}{3}\right) = \sin\left[2\left(x - \frac{\pi}{6}\right)\right]$$

In general, if we write the formula for a sinusoidal function in **standard form**, we can read all the transformations from the constants in the formula.

Standard Form for Sinusoidal Functions.

The graphs of the functions

$$y = A \sin(B(x - h)) + k \quad \text{and} \quad y = A \cos(B(x - h)) + k$$

are transformations of the sine and cosine graphs.

- 1 The amplitude is $|A|$.
- 2 The midline is $y = k$.
- 3 The period is $\frac{2\pi}{|B|}$, $B \neq 0$.
- 4 The horizontal shift is h units to the right if h is positive, and h units to the left if h is negative.

Example 7.18

- a State the midline, amplitude, period, and horizontal shift for the function

$$f(x) = 4 \cos(3x + \pi) - 2$$

- b Sketch a graph of the function for $-\pi \leq x \leq \pi$.

Solution.

- a First, we write the input for the cosine function in factored form:

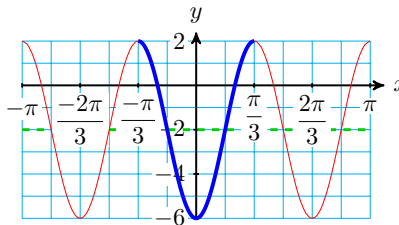
$$f(x) = 4 \cos \left[3 \left(x + \frac{\pi}{3} \right) \right] - 2$$

Comparing the formula for f with the standard form, we see that $A = 4$, $B = 3$, $h = -\frac{\pi}{3}$, and $k = 2$. Thus, the midline is $y = -2$, the amplitude is 4, the period is $\frac{2\pi}{3}$, and the horizontal shift is $\frac{\pi}{3}$ units to the left.

- b Use a table of values to locate the guidepoints for the graph. Begin by choosing convenient values for the input, $3x + \pi$. Then work backwards to find values for x and forwards to find values for $f(x)$.

| x | $3x$ | $3x + \pi$ | $\cos(3x + \pi)$ | $4 \cos \left(3 \left(x + \frac{\pi}{3} \right) \right) - 2$ |
|------------------|------------------|------------------|------------------|--|
| $-\frac{\pi}{3}$ | $-\pi$ | 0 | 1 | 2 |
| $-\frac{\pi}{6}$ | $-\frac{\pi}{2}$ | $\frac{\pi}{2}$ | 0 | -2 |
| 0 | 0 | π | -1 | -6 |
| $\frac{\pi}{6}$ | $\frac{\pi}{2}$ | $\frac{3\pi}{2}$ | 0 | -2 |
| $\frac{\pi}{3}$ | π | 2π | 1 | 2 |

Finally, plot the guidepoints and connect them with a sinusoidal curve. The graph is shown at right.



□

Checkpoint 7.19

a State the midline, amplitude, period, and horizontal shift of the graph of

$$g(x) = 150 - 25 \cos\left(4x - \frac{\pi}{2}\right)$$

b Make a table of values and sketch a graph of the function.

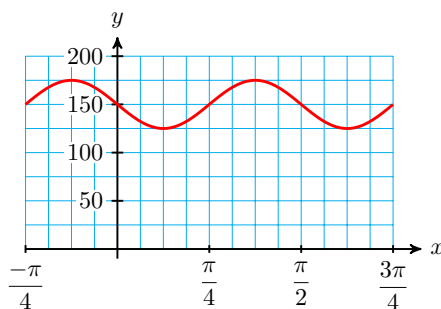
| x | $4x$ | $4x - \frac{\pi}{2}$ | $\cos\left(4x - \frac{\pi}{2}\right)$ | $150 - 25 \cos\left(4x - \frac{\pi}{2}\right)$ |
|-----|------|----------------------|---------------------------------------|--|
| | | 0 | | |
| | | $\frac{\pi}{2}$ | | |
| | | π | | |
| | | $\frac{3\pi}{2}$ | | |
| | | 2π | | |

Answer.

a midline: $y = 150$, amplitude: 25, period: $\frac{\pi}{2}$, horizontal shift: $\frac{\pi}{8}$ to the right

b

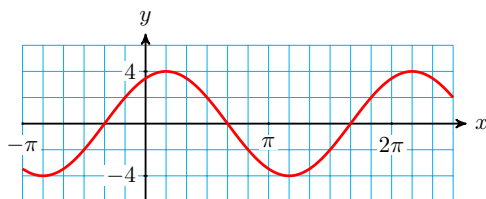
| x | $4x$ | $4x - \frac{\pi}{2}$ | $\cos\left(4x - \frac{\pi}{2}\right)$ | $150 - 25 \cos\left(4x - \frac{\pi}{2}\right)$ |
|------------------|------------------|----------------------|---------------------------------------|--|
| $\frac{\pi}{8}$ | $\frac{\pi}{2}$ | 0 | 1 | 125 |
| $\frac{\pi}{4}$ | π | $\frac{\pi}{2}$ | 0 | 150 |
| $\frac{3\pi}{8}$ | $\frac{3\pi}{2}$ | π | -1 | 175 |
| $\frac{\pi}{2}$ | 2π | $\frac{3\pi}{2}$ | 0 | 150 |
| $\frac{5\pi}{8}$ | $\frac{5\pi}{2}$ | 2π | 1 | 125 |



Modeling with Sinusoidal Functions

In Section 7.1 we found formulas for sinusoidal functions that start on the midline, or at their maximum or minimum value. We use horizontal transformations to write formulas for functions that start at other points on the cycle.

Example 7.20 Find a formula for the sinusoidal function whose graph is shown below.



Solution. The midline of the graph is $y = 0$, and its amplitude is 4. It has the shape of a cosine, but its maximum value occurs at $x = \frac{\pi}{6}$ instead of at $x = 0$; so the graph is shifted $\frac{\pi}{6}$ units to the right, compared to the graph of $y = \cos(x)$.

The graph completes one cycle between $x = \frac{\pi}{6}$ and $x = \frac{13\pi}{6}$, so its period is 2π . Thus, we use the standard form $y = A \cos B(x - h) + k$ with $A = 4$, $B = 1$, $h = \frac{\pi}{6}$, and $k = 0$, giving us

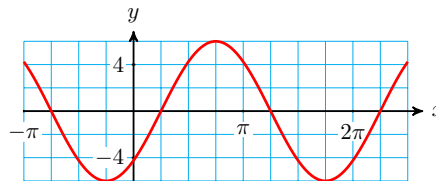
$$y = 4 \cos \left(x - \frac{\pi}{6} \right)$$

as our formula for the function. \square

Note 7.21 In Example 4, our solution is not the only sinusoidal function that fits the given graph. For example, if we regard the graph as a sine function shifted $\frac{\pi}{3}$ units to the left, we would use the formula $y = 4 \sin \left(x + \frac{\pi}{3} \right)$. You can check that the two functions have identical graphs. Usually it is a good idea to choose a formula with a small horizontal shift.

Checkpoint 7.22

Find a formula for the sinusoidal function whose graph is shown at right.

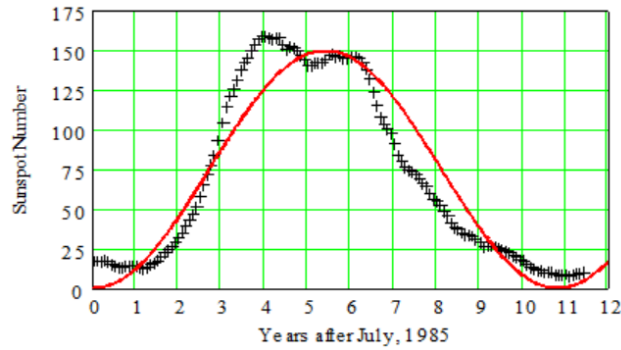


Answer. $y = 6 \sin \left(x - \frac{\pi}{4} \right)$

Many natural phenomena can be modeled with sinusoidal functions.

Example 7.23 Sunspots are dark regions on the Sun first observed by Galileo in 1610. The number of sunspots is not constant, but varies with a period of approximately 11 years, called the solar cycle. Solar activity is directly related to this cycle, and can cause disturbances in the earth's upper atmosphere. Planning for satellite orbits and space missions requires knowledge of solar activity levels in advance.

The figure below shows sunspot data for the last solar cycle, from July, 1985 through June, 1996, and a sinusoidal function that models the data.



- a The period of the solar cycle shown is actually 10.8 years. Use this information and the graph to write a formula for the model.
- b Improve the fit of the model by adjusting its horizontal shift.

Solution.

- a The graph has the shape of $y = -\cos x$. It appears to have midline $y = 75$ and amplitude 75, so $k = 75$ and $A = -75$. To find B , we compute

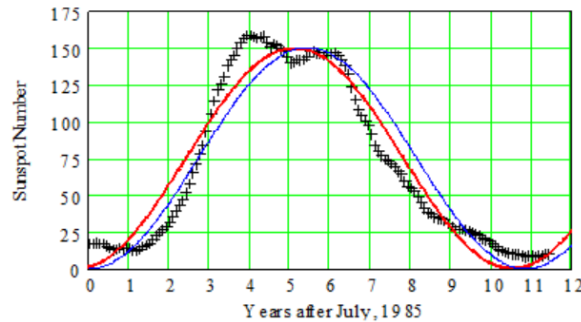
$$B = \frac{2\pi}{\text{period}} = \frac{2\pi}{10.8} = 0.58$$

Thus, a formula for the model is $y = 75 - 75 \cos[0.58(x - h)]$.

- b Fitting a curve by eye is a subjective process, but it looks like we can get a better fit by shifting the curve slightly to the left. By trying several values for h in

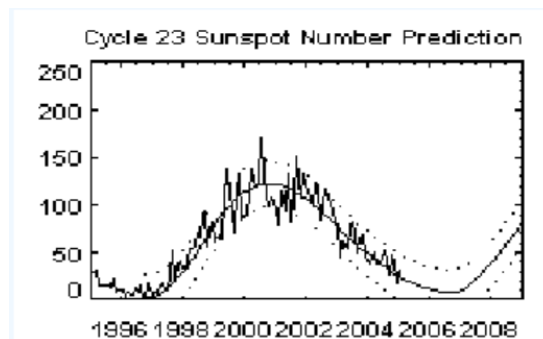
$$y = 75 - 75 \cos[0.58(x - h)],$$

we might settle on $h = 0.3$, which results in the curve shown below.



□

Checkpoint 7.24 The figure below shows the sunspot data for the solar cycle that began in July 1996, and a curve of best fit calculated by NASA. This curve is not sinusoidal, but has a similar shape.



- a The minimum sunspot number occurred in October 1996. Use the graph to estimate the period, midline, and amplitude of a sinusoidal function that approximates the data.
- b Write a function that approximates the data.
- c Use your function to predict the sunspot number in January, 2005.

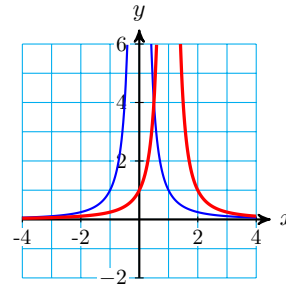
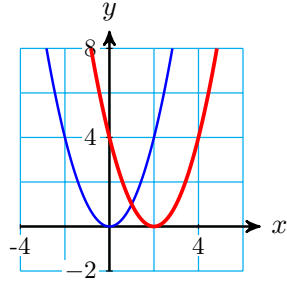
Answer.

- a Period: 10 years, midline: $y = 61.5$, amplitude: 53
 - b $y = 61.5 - 53 \cos(x - 0.25)$
 - c 37
- Review the following skills you will need for this section.

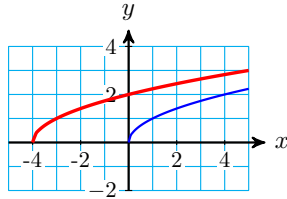
Algebra Refresher 7.2

- a Write a formula for $g(x)$.
- b Graph $f(x)$ and $g(x)$ on the same axes.
 - 1 $f(x) = x^2$, $g(x) = f(x - 2)$
 - 2 $f(x) = \sqrt{x}$, $g(x) = f(x + 4)$
 - 3 $f(x) = \frac{1}{x}$, $g(x) = f(x + 1)$
 - 4 $f(x) = \frac{1}{x^2}$, $g(x) = f(x - 1)$
 - 5 $f(x) = |x|$, $g(x) = f(x - 3)$
 - 6 $f(x) = 2^x$, $g(x) = f(x + 3)$

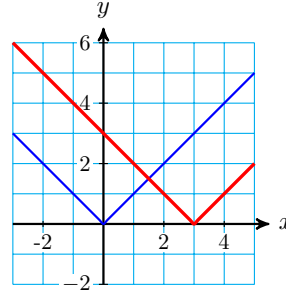
1 $g(x) = (x - 2)^2$



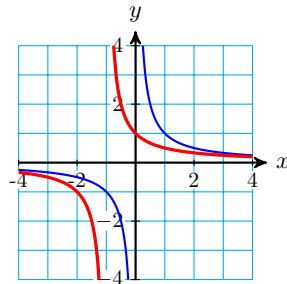
2 $g(x) = \sqrt{x + 4}$



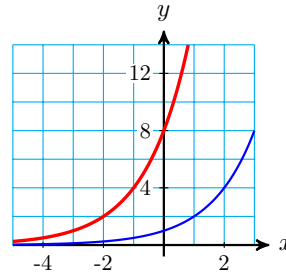
5 $g(x) = |x - 3|$



3 $g(x) = \frac{1}{x + 1}$



6 $g(x) = 2^{x+3}$



4 $g(x) = \frac{1}{(x - 1)^2}$

Section 7.2 Summary

Concepts

Horizontal Shifts.

The graphs of

$$y = \sin(x - h) \quad \text{and} \quad t = \cos(x - h)$$

are *shifted horizontally* compared to the graphs of $y = \sin(x)$ and $y = \cos(x)$.

- 1
 - If $h > 0$, the graph is shifted to the right.
 - If $h < 0$, the graph is shifted to the left.

- 2 The order in which we apply transformations to a function makes a difference in the graph.

Standard Form for Sinusoidal Functions.

The graphs of the functions

$$y = A \sin B(x - h) + k \quad \text{and} \quad y = A \cos B(x - h) + k$$

are transformations of the sine and cosine graphs.

- 3
- 1 The amplitude is $|A|$.
 - 2 The midline is $y = k$.
 - 3 The period is $\frac{2\pi}{|B|}$, $B \neq 0$.
 - 4 The horizontal shift is h units to the right if h is positive, and h units to the left if h is negative.

Study Questions

- 1 Which of the following functions are the same? Explain your answer.

$$f(x) = \cos\left(2x - \frac{\pi}{3}\right), \quad g(x) = (\cos 2x) - \frac{\pi}{3}, \quad h(x) = \cos(2x) - \cos\left(\frac{\pi}{3}\right)$$

- 2 Which of the following functions are the same? Explain your answer.

$$f(x) = \sin\left(2x - \frac{\pi}{3}\right), \quad g(x) = \sin\left[2\left(x - \frac{\pi}{6}\right)\right], \quad h(x) = 2 \sin\left(x - \frac{\pi}{6}\right)$$

Calculate the horizontal shift.

- 3 a $y = -2 \sin\left(3x - \frac{\pi}{4}\right)$ b $y = 6 \cos\left(2x + \frac{3\pi}{4}\right)$
- 4 a $y = 12 \cos\left(\frac{t}{3} + 0.8\right)$ b $y = -5 \sin\left(\frac{t}{4} - 0.6\right)$

Skills

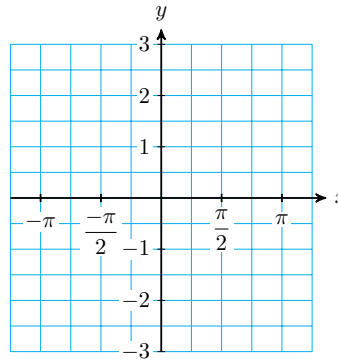
- 1 Graph trigonometric functions using a table of values #1-6, 11-16
- 2 Find a formula for a transformation of a trigonometric function #7-10, 17-26
- 3 Solve trigonometric equations graphically #1-6, 11-16
- 4 Model periodic phenomena with trigonometric functions #27-30
- 5 Fit a circular function to data #31-34

Homework 7-2

1. $f(x) = \sin(x)$ and $g(x) = \sin\left(x - \frac{\pi}{3}\right)$

- a Fill in the table of values.

- b Sketch the graphs of f and g on the same axes.



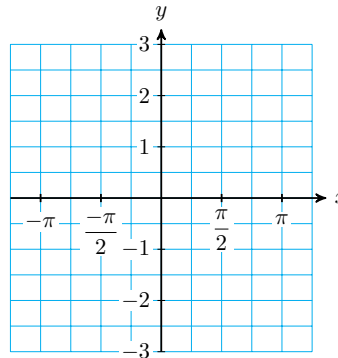
- c What is the horizontal shift from f to g ?
- d Solve $\tan\left(x + \frac{\pi}{4}\right) = 1$, for $-\pi \leq x \leq \pi$.
- e Solve $\tan\left(x + \frac{\pi}{4}\right) = 0$, for $-\pi \leq x \leq \pi$.

4. $f(x) = \tan(x)$ and $g(x) = \tan\left(x - \frac{\pi}{2}\right)$

- a Fill in the table of values.

| | | | | | | | | | |
|--------|--------|-------------------|------------------|------------------|-----|-----------------|-----------------|------------------|-------|
| x | $-\pi$ | $-\frac{3\pi}{4}$ | $-\frac{\pi}{2}$ | $-\frac{\pi}{4}$ | 0 | $\frac{\pi}{4}$ | $\frac{\pi}{2}$ | $\frac{3\pi}{4}$ | π |
| $f(x)$ | | | | | | | | | |
| $g(x)$ | | | | | | | | | |

- b Sketch the graphs of f and g on the same axes.



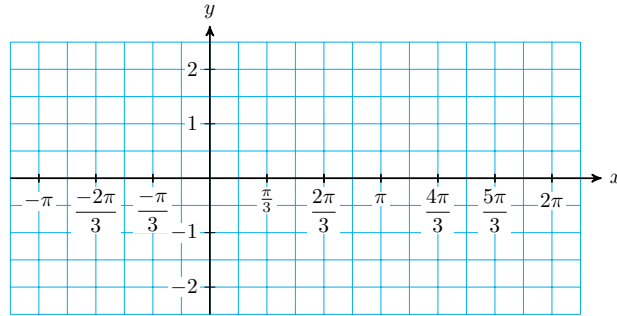
- c What is the horizontal shift from f to g ?
- d Solve $\tan\left(x - \frac{\pi}{2}\right) = 1$, for $-\pi \leq x \leq \pi$.
- e Solve $\tan\left(x - \frac{\pi}{2}\right) = 0$, for $-\pi \leq x \leq \pi$.

5. $y = -2 \cos\left(x + \frac{\pi}{6}\right)$

- a What are the amplitude and the horizontal shift?
- b Fill in the table of values.

| x | $x + \frac{\pi}{6}$ | $\cos\left(x + \frac{\pi}{6}\right)$ | $-2\cos\left(x + \frac{\pi}{6}\right)$ |
|-----|---------------------|--------------------------------------|--|
| | $-\pi$ | | |
| | $-\frac{\pi}{2}$ | | |
| | 0 | | |
| | $\frac{\pi}{2}$ | | |
| | π | | |
| | $\frac{3\pi}{2}$ | | |
| | 2π | | |

c Sketch the graph.



d Solve $-2\cos\left(x + \frac{\pi}{6}\right) = 1$, for $0 \leq x \leq 2\pi$

e Solve $-2\cos\left(x + \frac{\pi}{6}\right) = 0$, for $0 \leq x \leq 2\pi$

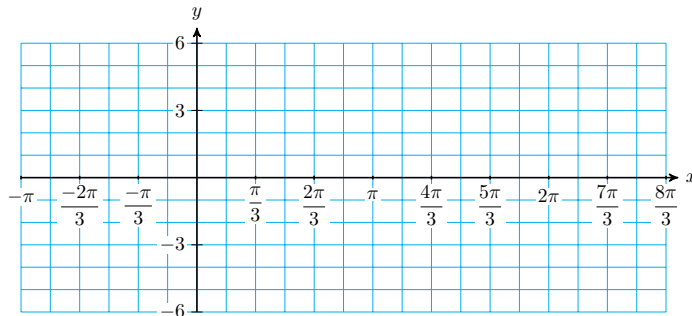
6. $y = -6\sin\left(x - \frac{2\pi}{3}\right)$

a What are the amplitude and the horizontal shift?

b Fill in the table of values.

| x | $x - \frac{2\pi}{3}$ | $\sin\left(x - \frac{2\pi}{3}\right)$ | $-6\sin\left(x - \frac{2\pi}{3}\right)$ |
|-----|----------------------|---------------------------------------|---|
| | $-\pi$ | | |
| | $-\frac{\pi}{2}$ | | |
| | 0 | | |
| | $\frac{\pi}{2}$ | | |
| | π | | |
| | $\frac{3\pi}{2}$ | | |
| | 2π | | |

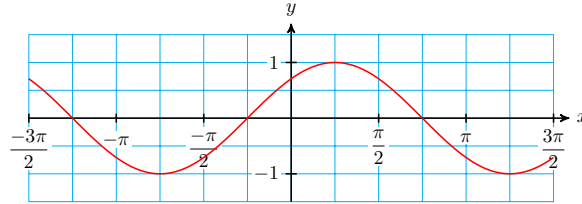
c Sketch the graph.



d Solve $-6 \sin\left(x - \frac{2\pi}{3}\right) = 1$, for $0 \leq x \leq 2\pi$

e Solve $-6 \sin\left(x - \frac{2\pi}{3}\right) = 0$, for $0 \leq x \leq 2\pi$

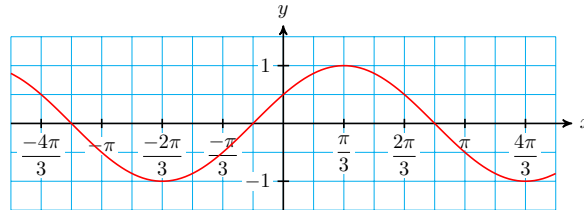
7. The figure shows the graph of $y = f(x)$.



a Find a formula for $f(x)$ as a shift of the sine function.

b Find a formula for $f(x)$ as a shift of the cosine function.

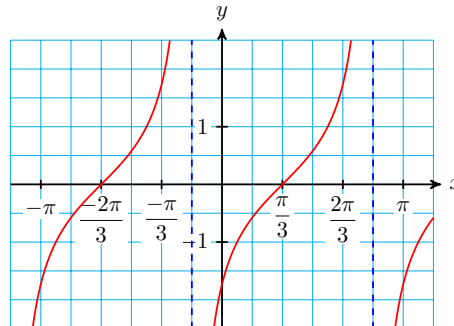
8. The figure shows the graph of $y = f(x)$.



a Find a formula for $f(x)$ as a shift of the sine function.

b Find a formula for $f(x)$ as a shift of the cosine function.

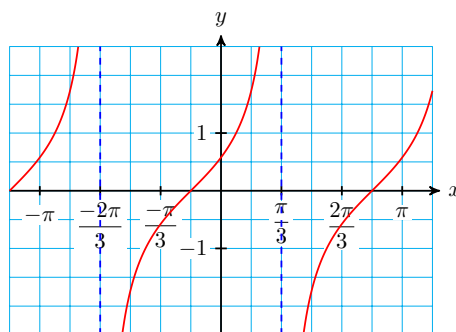
9. The figure shows the graph of $y = f(x)$.



a Find a formula for $f(x)$ as a shift of the tangent function.

b Find another formula for $f(x)$ as a different shift of the tangent function.

10. The figure shows the graph of $y = f(x)$.



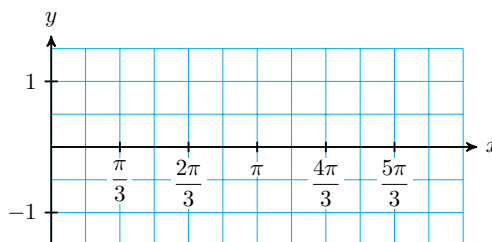
- a Find a formula for $f(x)$ as a shift of the tangent function.
- b Find another formula for $f(x)$ as a different shift of the tangent function.

11. $y = \cos\left(2x - \frac{\pi}{3}\right)$

- a What are the period and the horizontal shift? (Hint: Factor out 2 from $2x - \frac{\pi}{3}$.)
- b Fill in the table of values.

| x | $2x$ | $2x - \frac{\pi}{3}$ | $\cos\left(2x - \frac{\pi}{3}\right)$ |
|-----|------|----------------------|---------------------------------------|
| | | 0 | |
| | | $\frac{\pi}{2}$ | |
| | | π | |
| | | $\frac{3\pi}{2}$ | |
| | | 2π | |

- c Sketch the graph.



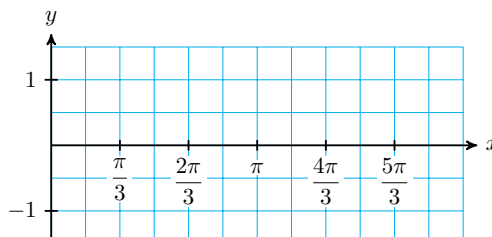
- d Solve $\cos\left(2x - \frac{\pi}{3}\right) = 1$, for $0 \leq x \leq 2\pi$
- e Solve $\cos\left(2x - \frac{\pi}{3}\right) = 0$, for $0 \leq x \leq 2\pi$

12. $y = \sin\left(3x + \frac{\pi}{2}\right)$

- a What are the period and the horizontal shift? (Hint: Factor out 3 from $3x + \frac{\pi}{2}$.)
- b Fill in the table of values.

| x | $3x$ | $3x + \frac{\pi}{2}$ | $\sin\left(3x + \frac{\pi}{2}\right)$ |
|-----|------|----------------------|---------------------------------------|
| | | 0 | |
| | | $\frac{\pi}{2}$ | |
| | | π | |
| | | $\frac{3\pi}{2}$ | |
| | | 2π | |

c Sketch the graph.



d Solve $\sin\left(3x + \frac{\pi}{2}\right) = 1$, for $0 \leq x \leq 2\pi$

e Solve $\sin\left(3x + \frac{\pi}{2}\right) = 0$, for $0 \leq x \leq 2\pi$

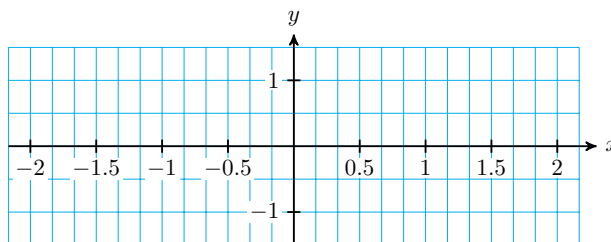
13. $y = \sin\left(\pi x + \frac{\pi}{3}\right)$

a What are the period and the horizontal shift? (Hint: Factor out π from $\pi x + \frac{\pi}{3}$.)

b Fill in the table of values.

| x | πx | $\pi x + \frac{\pi}{3}$ | $\sin\left(\pi x + \frac{\pi}{3}\right)$ |
|-----|---------|-------------------------|--|
| | | 0 | |
| | | $\frac{\pi}{2}$ | |
| | | π | |
| | | $\frac{3\pi}{2}$ | |
| | | 2π | |

c Sketch the graph.



d Solve $\sin\left(\pi x + \frac{\pi}{3}\right) = 1$, for $-2 \leq x \leq 2$

e Solve $\sin\left(\pi x + \frac{\pi}{3}\right) = 0$, for $-2 \leq x \leq 2$

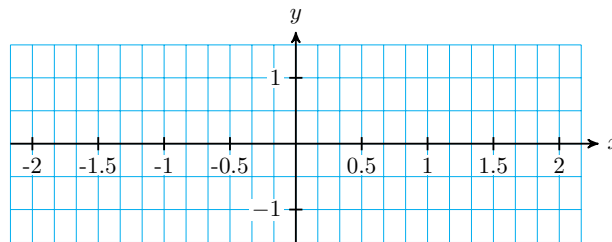
14. $y = \cos\left(\pi x - \frac{\pi}{3}\right)$

a What are the period and the horizontal shift? (Hint: Factor out π from $\pi x - \frac{\pi}{3}$.)

b Fill in the table of values.

| x | πx | $\pi x - \frac{\pi}{3}$ | $\cos\left(\pi x - \frac{\pi}{3}\right)$ |
|-----|---------|-------------------------|--|
| | | 0 | |
| | | $\frac{\pi}{2}$ | |
| | | π | |
| | | $\frac{3\pi}{2}$ | |
| | | 2π | |

c Sketch the graph.



d Solve $\cos\left(\pi x - \frac{\pi}{3}\right) = 1$, for $-2 \leq x \leq 2$

e Solve $\cos\left(\pi x - \frac{\pi}{3}\right) = 0$, for $-2 \leq x \leq 2$

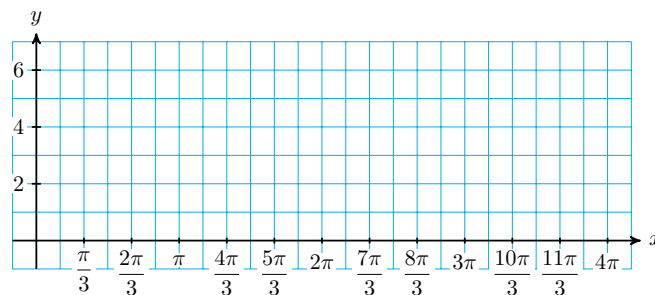
15. $y = 3 \sin\left(\frac{x}{2} - \frac{\pi}{6}\right) + 4$

a What are the midline, period, horizontal shift, and amplitude?

b Fill in the table of values.

| x | $\frac{x}{2}$ | $\frac{x}{2} - \frac{\pi}{6}$ | $\sin\left(\frac{x}{2} - \frac{\pi}{6}\right)$ | $3 \sin\left(\frac{x}{2} - \frac{\pi}{6}\right) + 4$ |
|-----|---------------|-------------------------------|--|--|
| | | 0 | | |
| | | $\frac{\pi}{2}$ | | |
| | | π | | |
| | | $\frac{3\pi}{2}$ | | |
| | | 2π | | |

c Sketch the graph.



d Solve for $0 \leq x \leq 2\pi$:

$$3 \sin\left(\frac{x}{2} - \frac{\pi}{6}\right) + 4 = 1$$

e Solve for $0 \leq x \leq 2\pi$:

$$3 \sin\left(\frac{x}{2} - \frac{\pi}{6}\right) + 4 = 4$$

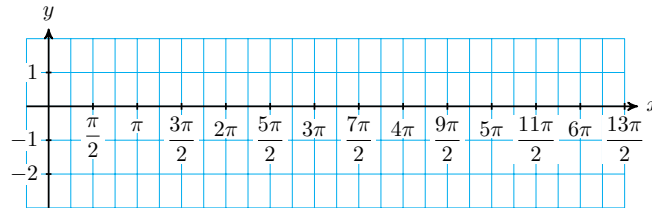
16. $y = 2 \cos\left(\frac{x}{3} - \frac{\pi}{4}\right) - 1$

a What are the midline, period, horizontal shift, and amplitude?

b Fill in the table of values.

| x | $\frac{x}{3}$ | $\frac{x}{3} - \frac{\pi}{4}$ | $\cos\left(\frac{x}{3} - \frac{\pi}{4}\right)$ | $2 \cos\left(\frac{x}{3} - \frac{\pi}{4}\right) - 1$ |
|-----|---------------|-------------------------------|--|--|
| | | 0 | | |
| | | $\frac{\pi}{2}$ | | |
| | | π | | |
| | | $\frac{3\pi}{2}$ | | |
| | | 2π | | |

c Sketch the graph.



d Solve for $0 \leq x \leq 6\pi$:

$$2 \cos\left(\frac{x}{3} - \frac{\pi}{4}\right) - 1 = 1$$

e Solve for $0 \leq x \leq 6\pi$:

$$2 \cos\left(\frac{x}{3} - \frac{\pi}{4}\right) - 1 = -1$$

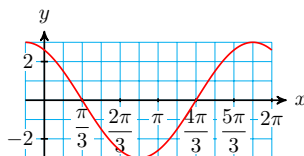
17. Find a formula for a sinusoidal function that has an amplitude of 2, a period of 3, and is shifted 4 units to the left and 5 units upwards compared with the sine function. Sketch the graph for $0 \leq x \leq 3$.
18. Find a formula for a sinusoidal function that has an amplitude of 3, a period of 24, and is shifted 2 units to the right and 4 units upwards compared with the cosine function. Sketch the graph for $0 \leq x \leq 24$.
19. Find a formula for a sinusoidal function that has an amplitude of 5, a period of 360, its midline at $y = 12$, and passes through $(0, 7)$. Sketch the graph for $0 \leq x \leq 360$.
20. Find a formula for a sinusoidal function that has an amplitude of 50, a period of 30, its midline at $y = 50$, and passes through $(0, 100)$. Sketch the graph for $0 \leq x \leq 30$.

Exercise Group. For Problems 21–26, find a formula for the circular function

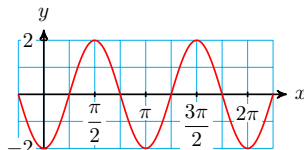
whose graph is shown.

- a Write the function in the form $f(x) = A \sin(B(x - h))$.
- b Write the function in the form $f(x) = A \cos(B(x - h))$

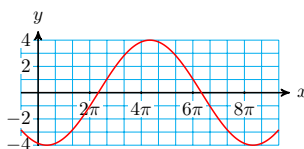
21.



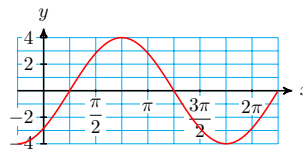
23.



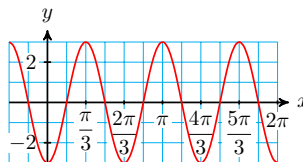
25.



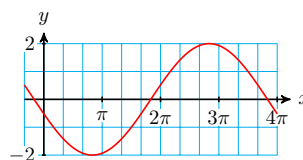
22.



24.



26.



27. The average daily high temperature in Fairbanks, Alaska can be approximated by a sinusoidal function with a period of 12 months. The low temperature of -1.6° occurs in January, and the high temperature of 72.3° in July.

- a What are the midline, period, and amplitude?
- b Write a formula for the average daily high temperature $T(m)$, where m is the number of months since January.
- c Graph $T(m)$ for two periods, labeling the points that correspond to highest and lowest average temperature.

28. Depending on its phase, the moon looks like a disk that is partially visible and partially in shadow. The visible fraction ranges from 0% to 100%, and can be approximated by a sinusoidal function $V(t)$, where t is the number of days since the last full moon. The time between successive full moons (a lunar month) is 29.5 days.

- a What are the period, midline, and amplitude of $V(t)$?
- b Write a formula for $V(t)$.
- c Graph your function over two periods, labeling the points that correspond to full moon, half moon, and new moon.

29. The tide in Yorktown is approximated by the function

$$h(t) = 1.4 - 1.4 \cos(0.51t)$$

measured in feet above low tide, where t is the number of hours since the last low tide.

- a What are the midline, period, and amplitude?

- b Graph $h(t)$ for two periods, labeling the points that correspond to high tide and low tide.
- c If the last low tide occurred at 5:00 am, predict when the next high and low tides will occur.
30. The height of a child's toy suspended at the end of a spring is approximated by a sinusoidal function. The toy's height ranges between 200 centimeters and 260 centimeters above the ground, and it completes one up-and-down cycle every 0.8 seconds.
- a What are the midline, period, and amplitude?
- b Let $h(t)$ be the height of the toy in centimeters, where $t = 0$ seconds corresponds to a time when the object was at the midline and moving upwards. Graph $h(t)$ for two periods, labeling the points that correspond to the high and low positions of the toy.
- c When does the toy reach its maximum height the second time?

Exercise Group. In Problems 31–34,

- a Estimate the amplitude, period, and midline of a circular function that fits the data.
- b Write a formula for the function.

31.

| | | | | | | | | | | | |
|--------|-----|------|-----|-------|------|-------|-----|------|-----|------|-----|
| t | 0 | 0.25 | 0.5 | 0.75 | 1 | 1.25 | 1.5 | 1.75 | 2 | 2.25 | 2.5 |
| $f(t)$ | 5.2 | 4.26 | 2 | -0.26 | -1.2 | -0.26 | 2 | 4.26 | 5.2 | 4.26 | 2 |

32.

| | | | | | | | | | | | |
|--------|---|------|-----|------|---|------|-----|------|---|------|-----|
| s | 0 | 1 | 2 | 3 | 4 | 5 | 6 | 7 | 8 | 9 | 10 |
| $g(s)$ | 3 | 2.58 | 2.4 | 2.58 | 3 | 3.42 | 3.6 | 3.42 | 3 | 2.58 | 2.4 |

33.

| | | | | | | | | | |
|--------|---|-----|-----|-----|-----|-----|-----|-----|-----|
| x | 0 | 0.1 | 0.2 | 0.3 | 0.4 | 0.5 | 0.6 | 0.7 | 0.8 |
| $H(x)$ | 5 | 7.9 | 9.8 | 9.8 | 7.9 | 5 | 2.1 | 0.2 | 0.2 |

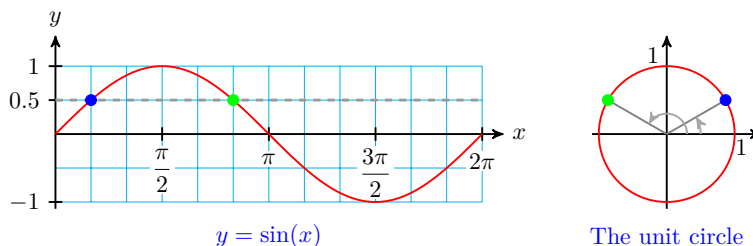
34.

| | | | | | | | | | |
|--------|---|-------|------|------|------|------|------|-------|------|
| t | 0 | 0.79 | 1.57 | 2.36 | 3.14 | 3.93 | 4.71 | 5.50 | 6.28 |
| $V(t)$ | 1 | -0.17 | -3 | -5.8 | -7 | -5.3 | -3 | -0.17 | 1 |

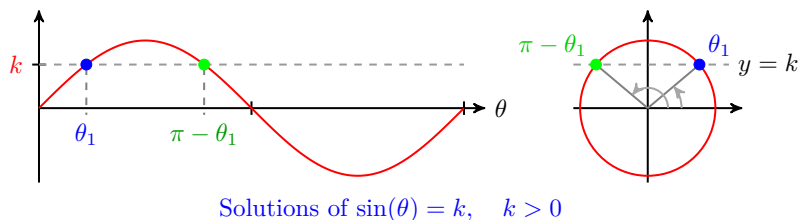
7.3 Solving Equations

Introduction

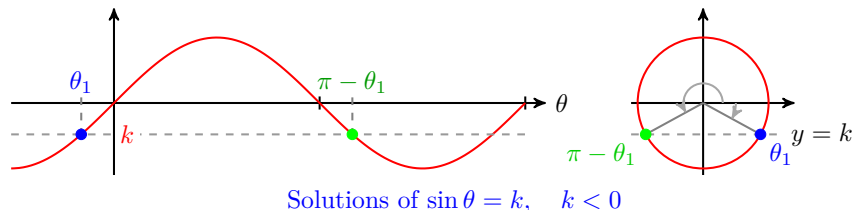
We have seen that an equation of the form $\sin(\theta) = k$ (for $-1 < k < 1$) always has two solutions between 0 and 2π . For example, the figure below illustrates that $x = \frac{\pi}{6}$ and $x = \frac{5\pi}{6}$ are solutions of the equation $\sin(x) = 0.5$. These two solutions correspond to the two points on the unit circle where $y = 0.5$.



The calculator gives us only one of these solutions, but we can use reference angles to find the other solution. In fact, if we use a calculator to find one solution as $\theta_1 = \sin^{-1}(k)$, then the other solution is $\theta_2 = \pi - \theta_1$. You can see this by considering the symmetry of the sine graph, or of the unit circle, as shown below.



This relationship between the two solutions still holds if k is negative, because the calculator returns a negative angle for $\theta_1 = \sin^{-1}(k)$. See the figure below.



Note 7.25 Why is $\pi - \theta$ greater than θ in the figure above? Think about negative numbers: if θ is a negative number, then $\pi - \theta$ is greater than θ . For example, if $\theta = \frac{-\pi}{4}$, then

$$\pi - \theta = \pi - \frac{-\pi}{4} = \pi + \frac{\pi}{4} = \frac{5\pi}{4}$$

Example 7.26 Solve $\sin(\theta) = -0.58$ for $0 \leq \theta < 2\pi$.

Solution. The calculator gives us the solution

$$\sin^{-1}(-0.58) = -0.6187$$

However, because this solution is not between 0 and 2π , we find a coterminal angle,

$$\theta_1 = \sin^{-1}(-0.58) + 2\pi = -0.6187 + 2\pi = 5.6645$$

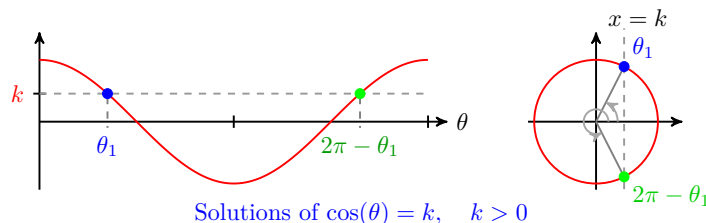
for the solution in the fourth quadrant. The second quadrant solution is

$$\theta_2 = \pi - \sin^{-1}(-0.58) = \pi + 0.6187 = 3.7603$$

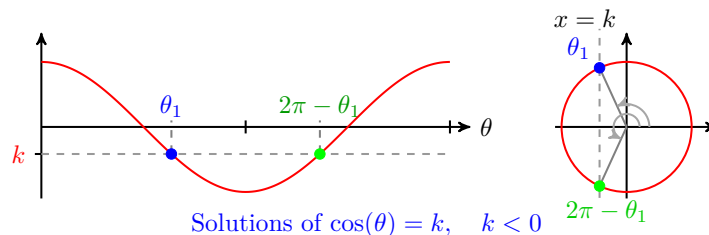
To four decimal places, the desired solutions are 3.7603 and 5.6645. \square

A similar method applies to equations of the form $\cos(\theta) = k$. The two solutions between 0 and 2π are $\theta_1 = \cos^{-1}(k)$ and $\theta_2 = 2\pi - \cos^{-1}(k)$. Once again, you can see this by considering the symmetry of the cosine graph, or of

the unit circle, as shown below.



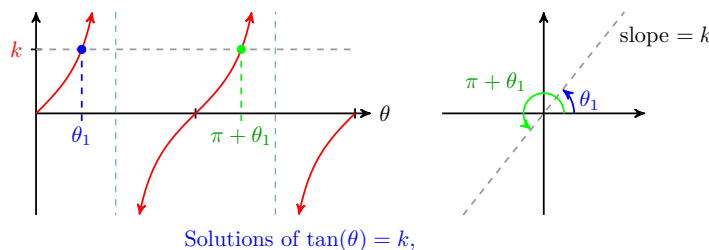
The relationship between the two solutions still holds if k is negative. See the figure below.



Checkpoint 7.27 Solve $\cos(\theta) = -0.36$ for $0 \leq \theta < 2\pi$.

Answer. 1.9391, 4.3441

Equations of the form $\tan(\theta) = k$ are generally easier to solve, because there is only one solution in each cycle of the graph. Each solution differs from the previous one by π , as shown below.



For example, to solve the equation $\tan(\theta) = -2.4$ for $0 \leq \theta < 2\pi$, we first calculate

$$\tan^{-1}(-2.4) = -1.1760$$

Because this angle is not between 0 and 2π , we add π to find the next two solutions:

$$\theta_1 = -1.1760 + \pi = 1.9656$$

$$\theta_2 = 1.9656 + \pi = 5.1072$$

We summarize these observations for the three trigonometric functions as follows.

Solutions of Trigonometric Equations.

1 The equation $\cos(\theta) = k, \quad -1 < k < 1,$ has two solutions between 0 and 2π :

$$\theta_1 = \cos^{-1}(k) \quad \text{and} \quad \theta_2 = 2\pi - \theta_1$$

2 The equation $\sin(\theta) = k, \quad -1 < k < 1,$ has two solutions between

0 and 2π :

$$\text{If } k > 0: \theta_1 = \sin^{-1}(k) \text{ and } \theta_2 = \pi - \theta_1$$

$$\text{If } k < 0: \theta_1 = \sin^{-1}(k) + 2\pi \text{ and } \theta_2 = \pi - \sin^{-1}(k)$$

3 The equation $\tan(\theta) = k$, has two solutions between 0 and 2π :

$$\text{If } k > 0: \theta_1 = \tan^{-1}(k) \text{ and } \theta_2 = \pi + \theta_1$$

$$\text{If } k < 0: \theta_1 = \tan^{-1}(k) + \pi \text{ and } \theta_2 = \pi + \theta_1$$

Activity 7.3 Solving Equations.

1 Solutions of $\sin(x) = k$, $k > 0$

- Use your calculator to graph $y = \sin(x)$ and $y = 0.6$ for $0 \leq x \leq 2\pi$.
- Use the Trace and intersect features to find the smallest solution to $\sin(x) = 0.6$, accurate to two decimal places.
- Look at the graph, and by symmetry write an expression for the second solution. Hint: What is the x -coordinate of the first x -intercept of $\sin(x)$?

2 Solutions of $\sin(x) = k$, $k < 0$

- Use your calculator to graph $y = \sin(x)$ and $y = -0.6$ for $0 \leq x \leq 2\pi$
- On your graph, locate the solution to $\sin(x) = -0.6$ given by $\sin^{-1}(-0.6)$.
- Can you write an expression for the second solution similar to the expression you wrote in part (1c)?

3 Solutions of $\sin(nx) = k$, $k < 0$

- Use your calculator to graph $y = \sin(2x)$ and $y = 0.6$ for $0 \leq x \leq 2\pi$.
- How many solutions are there to the equation $\sin(2x) = 0.6$?
- Look at the first two solutions. How are they related to the solutions of $y = \sin(x) = 0.6$ that you found in part (1)? Test your conjecture by using the Trace and intersect features.
- If you know the first two solutions of $\sin(2x) = 0.6$, how can you find the other solutions? Hint: What is the period of $y = \sin(2x)$?

4 Solutions of $\cos(nx) = k$

- Repeat part (1) for $y = \cos(x)$ and $y = 0.6$.
- Repeat part (2) for $y = \cos(x)$ and $y = -0.6$.
- Repeat part (3) for $y = \cos(2x)$ and $y = 0.6$.

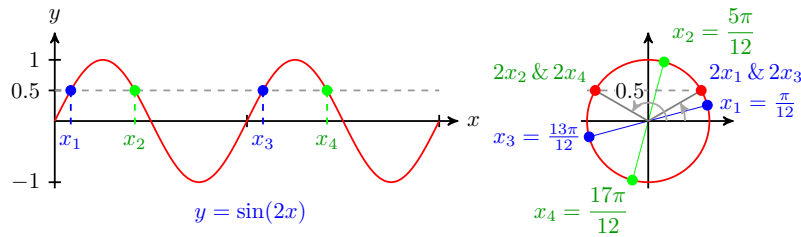
Multiple Solutions

If n is an integer, what can we say about the solutions of the equation

$$\sin(nx) = k \quad ?$$

For example, how many solutions are there for the equation $\sin(2x) = 0.5$? The figure below shows that this equation has four solutions between 0 and 2π . The

graph of $y = \sin(2x)$ completes two cycles between 0 and 2π , and each cycle produces two solutions, for a total of four.



Example 7.28 Find all solutions of $\sin(2x) = 0.5$ between 0 and 2π .

Solution. We begin as usual, by taking the inverse sine of each side of the equation, to get

$$2x = \sin^{-1}(0.5)$$

There are two values of $2x$ between 0 and 2π with $\sin(2x) = 0.5$ namely $2x = \frac{\pi}{6}$ and $2x = \pi - \frac{\pi}{6} = \frac{5\pi}{6}$. Solving these equations for x yields $x = \frac{\pi}{12}$ and $x = \frac{5\pi}{12}$.

But these are only two of the four solutions! The graph of $y = \sin(2x)$ completes *two* cycles between 0 and 2π , each of length π . We must add π to each of the first two solutions to find the solutions in the second cycle. These two solutions are

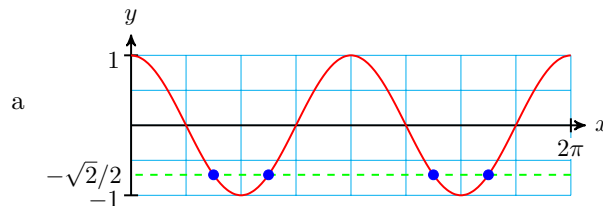
$$\frac{\pi}{12} + \pi = \frac{13\pi}{12} \quad \text{and} \quad \frac{5\pi}{12} + \pi = \frac{17\pi}{12}$$

Note that the solutions in the second cycle are still less than 2π , so they must be included in the set of all solutions between 0 and 2π . The four solutions are $\frac{\pi}{12}$, $\frac{5\pi}{12}$, $\frac{13\pi}{12}$ and $\frac{17\pi}{12}$. \square

Checkpoint 7.29

- Sketch a graph of $y = \cos(2x)$ for $0 \leq x \leq 2\pi$.
- Find exact values for all solutions of $\cos(2x) = \frac{-\sqrt{2}}{2}$ between 0 and 2π .

Answer.



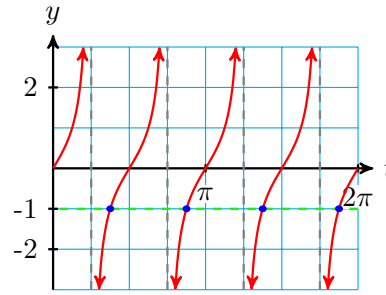
- $\frac{3\pi}{8}, \frac{5\pi}{8}, \frac{11\pi}{8}, \frac{13\pi}{8}$

As we observed earlier, equations involving the tangent function are easier to solve, because there is only one solution in each cycle of the graph. Once we have found one solution, we can find all the others by adding multiples of the period.

Example 7.30 Find all solutions of $\tan(2t) = -1$ between 0 and 2π .

Solution.

We expect to find four solutions between 0 and 2π . The first angle $2t$ between 0 and 2π whose tangent is 1 is $2t = \frac{3\pi}{4}$, so the first solution is $t_1 = \frac{3\pi}{8}$. Now, the period of the graph of $y = \tan(2t)$ is $\frac{\pi}{2}$, as shown at right.



There is one solution in each cycle, so we add multiples of $\frac{\pi}{2}$ to t_1 to find the other solutions.

$$t_2 = \frac{3\pi}{8} + \frac{\pi}{2} = \frac{7\pi}{8}$$

$$t_3 = \frac{7\pi}{8} + \frac{\pi}{2} = \frac{11\pi}{8}$$

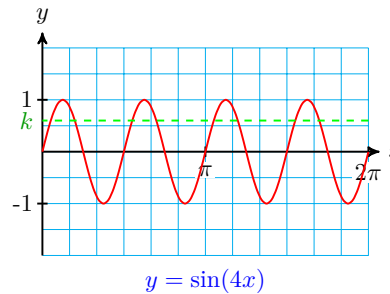
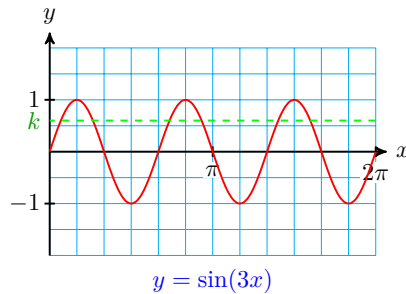
$$t_4 = \frac{11\pi}{8} + \frac{\pi}{2} = \frac{15\pi}{8}$$

The four solutions are $\frac{3\pi}{8}$, $\frac{7\pi}{8}$, $\frac{11\pi}{8}$ and $\frac{15\pi}{8}$. □

Checkpoint 7.31 Find all solutions of $\tan(2x) = \sqrt{3}$ between 0 and 2π .

Answer. $\frac{\pi}{6}$, $\frac{2\pi}{3}$, $\frac{7\pi}{6}$, $\frac{5\pi}{3}$

The larger the value of n , the more cycles the graph completes between 0 and 2π , and the more solutions we find. Thus, for $-1 < k < 1$, there are six solutions of $\sin(3x) = k$ between 0 and 2π , eight solutions of $\sin(4x) = k$, and so on. (See the figure below.)



Using a Calculator for Multiple Solutions

Of course, if k is not one of the special values, we'll need a calculator to help us solve the equation.

Example 7.32 Solve $1 + 4 \cos(2x) = 2$ for $0 \leq x \leq 2\pi$.

Solution. We first solve for the trig ratio, $\cos(2x)$

$$1 + 4 \cos(2x) = 2 \quad \text{Subtract 1 from both sides.}$$

$$4 \cos(2x) = 1 \quad \text{Divide both sides by 4.}$$

$$\cos(2x) = 0.25$$

Next, we use a calculator to find two solutions of $\cos(2x) = 0.25$. The solutions of this equation, rounded to three decimal places, are

$$2x = 1.318 \quad \text{and} \quad 2x = 4.965$$

$$x_1 = 0.659$$

$$x_2 = 2.483$$

Finally, because the period of the function $f(x) = \cos(2x)$ is π , we can find the other two solutions by adding π to the first two solutions, to get

$$x_3 = 0.659 + \pi = 3.801$$

$$x_4 = 2.483 + \pi = 5.624$$

To two decimal places, the four solutions are 0.66, 2.48, 3.80, and 5.62 \square

Checkpoint 7.33 Solve $5 - 2\sin(3x) = 3.7$ for $0 \leq x \leq 2\pi$.

Answer. 0.24, 1.86, 2.33, 2.95, 4.43, 6.06

Using a Substitution

For more complicated equations, it can be helpful to use a substitution, in order to reduce the equation to the form $\sin(\theta) = k$ or $\cos(\theta) = k$ or $\tan(\theta) = k$. We want our substitution to replace the input of the sine function by a single variable. For example, in the next example, we substitute θ for the angle $2x + 1.5$, so that the equation $\sin(2x + 1.5) = -0.3$ becomes $\sin(\theta) = -0.3$.

Example 7.34 Use a substitution to solve $\sin(2x + 1.5) = -0.3$ for $0 \leq x \leq 2\pi$.

Solution. We expect to find four solutions. Let $\theta = 2x + 1.5$, and use a calculator to find two solutions of $\sin(\theta) = -0.3$. The solutions, rounded to three decimal places, are

$$\theta_1 = \sin^{-1}(-0.3) = -0.3047 \quad \text{and} \quad \theta_2 = \pi - \sin^{-1}(-0.3) = 3.4463$$

Because θ is not between 0 and 2π , we find a coterminal angle,

$$\theta_1 = \sin^{-1}(-0.3) + 2\pi = 5.9785$$

Next we replace θ by $2x + 1.5$ to find two of the solutions of the original equation:

$$\begin{array}{lcl} 2x + 1.5 = 3.4463 & \text{and} & 2x + 1.5 = 5.9785 \\ x_1 = 0.9731 & & x_2 = 2.2392 \end{array}$$

Finally, because the period of the function $f(x) = \sin(2x + 1.5)$ is π , we find the other two solutions by adding π to the first two solutions, to get

$$x_3 = 0.9731 + \pi = 4.1147$$

$$x_4 = 2.2392 + \pi = 5.3808$$

Rounded to hundredths, the four solutions are 0.97, 2.24, 4.11, and 5.38. \square

Checkpoint 7.35 Use a substitution to solve $4\cos(3x - 0.5) = -3.2$ for $0 \leq x \leq 2\pi$.

Answer. 1.00, 1.43, 3.09, 3.52, 5.19, 5.62

Here is our strategy for solving trigonometric equations by using a substitution.

Using a Substitution to Solve Trigonometric Equations.

To solve the equation $\sin(Bx + C) = k$ or $\cos(Bx + C) = k$:

- 1 Substitute $\theta = Bx + C$, and find two solutions for $\sin(\theta) = k$ or $\cos(\theta) = k$.
- 2 Replace θ by $Bx + C$ in each solution, and solve for x .
- 3 Find the other solutions by adding multiples of $\frac{2\pi}{B}$ to the first two solutions.

To solve the equation $\tan(Bx + C) = k$:

- 1 Substitute $\theta = Bx + C$, and find one solution for $\tan(\theta) = k$.
- 2 Replace θ by $Bx + C$ and solve for x .
- 3 Find the other solutions by adding multiples of $\frac{\pi}{B}$ to the first solution.

Example 7.36 Find all solutions between 0 and 2π to $5 + 0.4 \tan(3x - 0.5) = 4.5$.

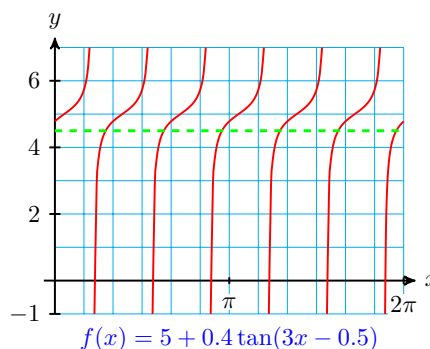
Solution. The graph of $f(x) = 5 + 0.4 \tan(3x - 0.5)$ completes six cycles between 0 and 2π , so we expect to find six solutions, as illustrated below. We'll use the substitution $\theta = 3x - 0.5$ to reduce the equation to $5 + 0.4 \tan(\theta) = 4.5$. Next, we isolate the trig ratio.

Subtract 5 from both sides of the equation, then divide by 0.4.

$$\begin{aligned} 0.4 \tan \theta &= -0.5 \\ \tan \theta &= -1.25 \end{aligned}$$

Now we can solve for θ .

$$\theta = \tan^{-1}(-1.25) = -0.8960$$



Replacing θ by $3x - 0.5$, we find the first solution.

$$\begin{aligned} 3x - 0.5 &= -0.8960 \\ 3x &= -0.3960 \\ x &= -0.1320 \end{aligned}$$

This value of x is not between 0 and 2π , but because the period of $f(x)$ is $\frac{\pi}{3}$, we can add $\frac{\pi}{3} \approx 1.0472$ to any solution to find another solution.

$$\begin{aligned} x_1 &= -0.1320 + 1.0472 = 0.9152 \\ x_2 &= 0.9152 + 1.0472 = 1.9624 \\ x_3 &= 1.9624 + 1.0472 = 3.0096 \\ x_4 &= 3.0096 + 1.0472 = 4.0568 \\ x_5 &= 4.0568 + 1.0472 = 5.1040 \end{aligned}$$

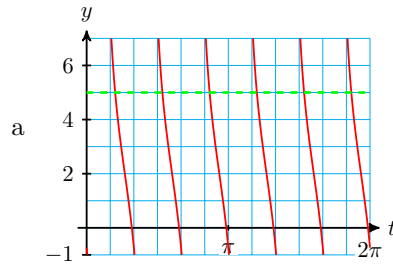
$$x_6 = 5.1040 + 1.0472 = 6.1512$$

We stop here, because the next solution is greater than 2π . Rounded to two decimal places, the six solutions are 0.92, 1.96, 3.01, 4.06, 5.10, and 6.15. \square

Checkpoint 7.37

- a Graph $y = 2 - 4 \tan 3(x + 0.2)$ from $x = 0$ to $x = 2\pi$.
- b Find all solutions of $2 - 4 \tan 3(x + 0.2) = 5$ between 0 and 2π . Round your answers to two decimal places.

Answer.



- b 0.63, 1.68, 2.73, 3.77, 4.82, 5.87

Applications

Trigonometric equations often arise in the study of periodic models.

Example 7.38 A piston is pumping vertically at a rate of 1000 cycles per second. The distance between its lowest and highest position is 16 centimeters.

- a Suppose the piston is at its midline position at $t = 0$ and moving downwards. Find a formula for the sinusoidal function $h(t)$ that gives the piston's height.
- b Use the formula to find the first two times the piston is 14 centimeters above its lowest position.

Solution.

- a Because the piston starts at its midline and moves down, we will write $h(t)$ as a sine function:

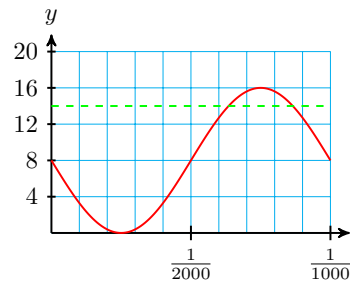
$$h(t) = -A \sin(Bt) + k$$

The amplitude is $A = \frac{16}{2} = 8$, and the midline is $k = 8$. The period is $\frac{1}{1000}$, so $\frac{B}{1000} = 2\pi$, and $B = 2000\pi$.

Thus

$$h(t) = -8 \sin(2000\pi t) + 8$$

The graph is shown at right.



b With $h(t) = 14$, we have

$$\begin{aligned} -8 \sin(2000\pi t) + 8 &= 14 && \text{Subtract 8 from both sides.} \\ -8 \sin(2000\pi t) &= 6 && \text{Divide both sides by } -8. \\ \sin(2000\pi t) &= \frac{-3}{4} \end{aligned}$$

We use the substitution $\theta = 2000\pi t$ and find two positive solutions of the equation $\sin \theta = \frac{-3}{4}$.

$$\theta = \sin^{-1}\left(\frac{-3}{4}\right) 2\pi = 5.4351 \quad \text{and} \quad \theta = \pi - \sin^{-1}\left(\frac{-3}{4}\right) = 3.9897$$

Replace θ by $2000\pi t$, and solve each equation for t :

$$\begin{aligned} 2000\pi t &= 5.4351 && \text{and} && 2000\pi t &= 3.9897 \\ t &= 0.000865 && && t &= 0.000635 \end{aligned}$$

Thus, the first two times the piston is at a height of 14 centimeters are approximately $t = 0.000865$ and $t = 0.000635$ seconds.

□

Checkpoint 7.39 A lever on an oil well is pumping vertically at a rate of 10 cycles per minute. The distance between its lowest position at the ground and its highest position is 1.8 meters.

- a Suppose the lever is at its midline position at $t = 0$ and moving downwards. Find a formula for the sinusoidal function $h(t)$ that gives the lever's height.
- b Find the first two times that lever is 1 meter above its lowest position.

Answer.

a $h(t) = -0.9 \sin(20\pi t) + 0.9$

b 0.0518 minutes and 0.9823 minutes

Review the following skills you will need for this section.

Algebra Refresher 7.4

Solve.

$$\begin{array}{lll} 1 \quad (2x - 6)^2 = 4 & 3 \quad \frac{1}{2x - 6} = 4 & 5 \quad \log 2x - 6 = 4 \\ 2 \quad \sqrt{2x - 6} = 4 & 4 \quad |2x - 6| = 4 & 6 \quad 2^{2x-6} = 4 \end{array}$$

Algebra Refresher Answers

$$\begin{array}{lll} 1 \quad 2, 4 & 3 \quad \frac{25}{8} & 5 \quad 5003 \\ 2 \quad 11 & 4 \quad 1, 5 & 6 \quad 4 \end{array}$$

Section 7.3 Summary

Concepts

Solutions of Trigonometric Equations.

- 1 1 The equation $\cos(\theta) = k$, $-1 < k < 1$, has two solutions between 0 and 2π :

$$\theta_1 = \cos^{-1}(k) \text{ and } \theta_2 = 2\pi - \theta_1$$

- 2 The equation $\sin(\theta) = k$, $-1 < k < 1$, has two solutions between 0 and 2π :

$$\text{If } k > 0: \theta_1 = \sin^{-1}(k) \text{ and } \theta_2 = \pi - \theta_1$$

$$\text{If } k < 0: \theta_1 = \sin^{-1}(k) + 2\pi \text{ and } \theta_2 = \pi - \sin^{-1}(k)$$

- 3 The equation $\tan(\theta) = k$, has two solutions between 0 and 2π :

$$\text{If } k > 0: \theta_1 = \tan^{-1}(k) \text{ and } \theta_2 = \pi + \theta_1$$

$$\text{If } k < 0: \theta_1 = \tan^{-1}(k) + \pi \text{ and } \theta_2 = \pi + \theta_1$$

- 2 If n is a positive integer, the equations $\sin(n\theta) = k$ and $\cos(n\theta) = k$ each have $2n$ solutions between 0 and 2π , for $-1 < k < 1$.
- 3 The equation $\tan(n\theta) = k$ has one solution in each cycle of the graph.
- 4 For more complicated equations, it can be helpful to use a substitution to replace the input of the trig function by a single variable.

Using a Substitution to Solve Trigonometric Equations.

- 5 To solve the equation $\sin(Bx + C) = k$ or $\cos(Bx + C) = k$:
- 1 Substitute $\theta = Bx + C$, and find two solutions for $\sin(\theta) = k$ or $\cos(\theta) = k$.

- 2 Replace θ by $Bx + C$ in each solution, and solve for x .

- 3 Find the other solutions by adding multiples of $\frac{2\pi}{B}$ to the first two solutions.

To solve the equation $\tan(Bx + C) = k$:

- 1 Substitute $\theta = Bx + C$, and find one solution for $\tan(\theta) = k$.

- 2 Replace θ by $Bx + C$ and solve for x .

- 3 Find the other solutions by adding multiples of $\frac{\pi}{B}$ to the first solution.

Study Questions

- 1 If $x = 0.68$ is one solution of the equation $\cos(x) = c$, what is other? Illustrate on a unit circle.

- 2 If $t = 2.45$ is one solution of the equation $\sin(t) = k$, what is the other? Illustrate on a unit circle.
- 3 If $\theta = 1.73$ is one solution of the equation $\tan(\theta) = C$, what is the other?
- 4 Explain why the equation $\cos(nx) = k$, $0 < k < 1$, has $2n$ solutions between 0 and 2π .

Skills

- 1 Find exact solutions to equations of the form $\sin nx = k$ #1–10
- 2 Find all solutions between 0 and 2π #11–16
- 3 Use a substitution to solve trigonometric equations #17–28
- 4 Write expressions for exact solutions #29–42
- 5 Solve problems involving trigonometric models #43–46

Homework 7-3

Exercise Group. For Problems 1–10,

- a Use a graph to estimate all solutions between 0 and 2π .
- b Give exact values for the solutions between 0 and 2π .

- | | |
|----------------------------|---------------------------------|
| 1. $\sin(4x) = -1$ | 2. $\cos(3t) = 0$ |
| 3. $5 \tan(2q) = 0$ | 4. $6 \sin(4w) = -3\sqrt{2}$ |
| 5. $4 \cos(3\phi) = -2$ | 6. $\sqrt{3} \tan(2\alpha) = 3$ |
| 7. $2 \sin(2\beta) = 1$ | 8. $-6 \cos(2\theta) = 6$ |
| 9. $3 \tan(3w) = \sqrt{3}$ | 10. $2 \tan(3u) = -2$ |

Exercise Group. For Problems 11–20, find all solutions between 0 and 2π . Round your answers to three decimal places.

- | | |
|--|---------------------------------|
| 11. $9 \cos(2\theta) + 1 = 6$ | 12. $7 \cos(2t) - 3 = 2$ |
| 13. $8 \tan(4t) + 1 = -11$ | 14. $3 = 3 \tan(4x) + 4$ |
| 15. $5 \sin(3\theta) - 3 = -4$ | 16. $150 \sin(3s) = 27$ |
| 17. $6 \cos(2r) + 2 = 3$ | 18. $2 - 8 \cos(3t) = -4$ |
| 19. $\frac{5}{7} \tan \pi x + 11 = 11$ | 20. $2 \tan(2\pi\beta) + 5 = 3$ |

Exercise Group. For Problems 21–28, use a substitution to find exact values for all solutions between 0 and 2π .

- | | |
|---|--|
| 21. $2 - \tan\left(2x - \frac{\pi}{3}\right) = 2$ | 22. $2 \cos\left(3t + \frac{\pi}{4}\right) = \sqrt{3}$ |
| 23. $6 \cos\left(3\theta - \frac{\pi}{2}\right) = -3\sqrt{2}$ | 24. $8 \sin\left(2\theta - \frac{\pi}{6}\right) = -4$ |
| 25. $7 \sin\left(\frac{\phi}{2} + \frac{3\pi}{4}\right) + 3 = -4$ | 26. $3 \tan\left(\frac{w}{2} + \frac{\pi}{4}\right) + 4 = 1$ |
| 27. $160 \sin(\pi\phi - 1) + 10 = 90$ | 28. $200 \sin(\pi t + 6) - 10 = -110$ |

Exercise Group. For Problems 29–42, use a substitution to find all solutions between 0 and 2π . Round your answers to hundredths.

29. $16 \cos(3t - 1) + 4 = -8$

30. $3 - 5 \cos(2\phi - 1) = 6$

31. $23 - 24 \tan(\pi x + 2) = 17$

32. $14 \tan(\pi\beta - 4) + 31 = 10$

33. $120 \sin\left(\frac{\pi}{3}(t - 0.2)\right) + 21 = -3$

34. $9 \sin\left(\frac{\pi}{2}(t - 1)\right) + 5 = -1$

35. $5 \sin\left(3w - \frac{\pi}{3}\right) + 1 = 4$

36. $8 \tan\left(4t - \frac{\pi}{3}\right) - 24 = 1$

37. $16 \cos\left(\frac{\pi}{2}(t + 0.3)\right) - 7 = 5$

38. $5 \cos\left(\frac{\pi}{4}\left(t + \frac{1}{4}\right)\right) + 3 = 2$

39. $6 \tan\left(\frac{\pi}{3}(\theta - 1)\right) + 4 = 5$

40. $1.5 \sin\left(\frac{\pi}{2}(\alpha + 0.1)\right) + 0.4 = 0.1$

41. $5 - 3 \cos\left(\frac{\pi}{6}(w + 0.1)\right) = 4$

42. $0.34 \cos(2\pi(\alpha - 0.2)) = 0.085$

43. The population of deer in Marquette County over the course of a typical year can be approximated by a sinusoidal function. The population reached a maximum of 50,000 deer on September 1, and a minimum of 42,000 deer on March 1.
- Write a formula for the function $P(t)$ that gives the deer population on the first of each month, where $t = 0$ is September 1.
 - When is the deer population 45,000? Give exact expressions and approximations rounded to two decimal places.
 - Graph your function over one period, and label the points that correspond to a deer population of 45,000. Is the population greater or less than 45,000 between the two solutions?
44. The percent of the moon visible from earth is a sinusoidal function ranging from 0% to 100%, with a period of 29.5 days.
- Write a formula for the function $f(t)$ that gives the percent of the moon that is visible, if a new moon (0% visible) occurs at $t = 0$ days.
 - When is 25% of the moon visible? Give approximations rounded to two decimal places.
 - Graph your function over one period, and label the points that correspond to a quarter moon. Is more or less than 25% of the moon visible between the two solutions you found in part (b)?
45. A Ferris wheel has a diameter of 20 meters and completes one revolution every 60 seconds. Delbert is at the lowest position of the Ferris wheel, 1 meter above ground, when $t = 0$ seconds.
- Write a formula for the function $h(t)$ that gives Delbert's altitude in meters after t seconds.
 - When is Delbert at an altitude of 18 meters during his first revolution? Give exact expressions and approximations rounded to two decimal places.
 - Graph your function over one period, labeling the points that cor-

- respond to an altitude of 18 meters. Is Delbert above or below 18 meters between the two solutions you found in part (b)?
46. High tides occur every 12.2 hours at Point Lookout. The depth of the water at the end of David's dock is 2.6 meters at high tide and 1.8 meters at low tide.
- Write a formula for the function $d(t)$ that gives the depth of the water t hours after last night's high tide.
 - When is the water at the end of the dock 2 meters deep? Give approximations rounded to two decimal places.
 - Graph your function over one period, labeling the points that correspond to a depth of 2 meters. Is the water depth greater or less than 2 meters between the two solutions you found in part (b)?

7.4 Chapter 7 Summary and Review

Key Concepts

- Changes to the amplitude, period, and midline of the basic sine and cosine graphs are called **transformations**. Changing the midline shifts the graph vertically, changing the amplitude stretches or compresses the graph vertically, and changing the period stretches or compresses the graph horizontally.
- The order in which we apply transformations to a function makes a difference in the graph.

Amplitude, Period, and Midline of Sinusoidal Functions.

- 3 1 The graph of

$$y = A \cos(x) \quad \text{or} \quad y = A \sin(x)$$

has **amplitude** $|A|$.

- 2 The graph of

$$y = \cos(Bx) \quad \text{or} \quad y = \sin(Bx)$$

has **period** $\frac{2\pi}{B}$.

- 3 The graph of

$$y = k + \cos(x) \quad \text{or} \quad y = k + \sin(x)$$

has **midline** $y = k$.

Horizontal Shifts.

The graphs of

$$y = \sin(x - h) \quad \text{and} \quad t = \cos(x - h)$$

are *shifted horizontally* compared to the graphs of $y = \sin(x)$ and

$$y = \cos(x).$$

- 4
- If $h > 0$, the graph is shifted to the right.
 - If $h < 0$, the graph is shifted to the left.

Standard Form for Sinusoidal Functions.

The graphs of the functions

$$y = A \sin B(x - h) + k \quad \text{and} \quad y = A \cos B(x - h) + k$$

are transformations of the sine and cosine graphs.

- 5
- 1 The amplitude is $|A|$.
 - 2 The midline is $y = k$.
 - 3 The period is $\frac{2\pi}{|B|}$, $B \neq 0$.
 - 4 The horizontal shift is h units to the right if h is positive, and h units to the left if h is negative.

Solutions of Trigonometric Equations.

- 6
- 1 The equation $\cos(\theta) = k$, $-1 < k < 1$, has two solutions between 0 and 2π :

$$\theta_1 = \cos^{-1}(k) \quad \text{and} \quad \theta_2 = 2\pi - \theta_1$$

- 2 The equation $\sin(\theta) = k$, $-1 < k < 1$, has two solutions between 0 and 2π :

$$\text{If } k > 0: \quad \theta_1 = \sin^{-1}(k) \quad \text{and} \quad \theta_2 = \pi - \theta_1$$

$$\text{If } k < 0: \quad \theta_1 = \sin^{-1}(k) + 2\pi \quad \text{and} \quad \theta_2 = \pi - \sin^{-1}(k)$$

- 3 The equation $\tan(\theta) = k$, has two solutions between 0 and 2π :

$$\text{If } k > 0: \quad \theta_1 = \tan^{-1}(k) \quad \text{and} \quad \theta_2 = \pi + \theta_1$$

$$\text{If } k < 0: \quad \theta_1 = \tan^{-1}(k) + \pi \quad \text{and} \quad \theta_2 = \pi + \theta_1$$

- 7 If n is a positive integer, the equations $\sin(n\theta) = k$ and $\cos(n\theta) = k$ each have $2n$ solutions between 0 and 2π , for $-1 < k < 1$.
- 8 The equation $\tan(n\theta) = k$ has one solution in each cycle of the graph.

Using a Substitution to Solve Trigonometric Equations.

- To solve the equation $\sin(Bx + C) = k$ or $\cos(Bx + C) = k$:
- 9
- 1 Substitute $\theta = Bx + C$, and find two solutions for $\sin(\theta) = k$ or $\cos(\theta) = k$.
 - 2 Replace θ by $Bx + C$ in each solution, and solve for x .

3 Find the other solutions by adding multiples of $\frac{2\pi}{B}$ to the first two solutions.

To solve the equation $\tan(Bx + C) = k$:

1 Substitute $\theta = Bx + C$, and find one solution for $\tan(\theta) = k$.

2 Replace θ by $Bx + C$ and solve for x .

3 Find the other solutions by adding multiples of $\frac{\pi}{B}$ to the first solution.

Review Problems

Exercise Group. For Problems 1–4, state the amplitude, period, and midline of the graph.

1. $y = 4 - 2 \sin(3x)$

2. $y = 1 + 5 \cos\left(\frac{x}{2}\right)$

3. $y = 2.5 \cos(\pi x) - 2$

4. $y = 0.8 \sin\left(\frac{\pi x}{6}\right) + 0.3$

Exercise Group. For Problems 5–8, use transformations to sketch graphs of the functions.

5. $f(t) = 2 + 3 \cos(t)$

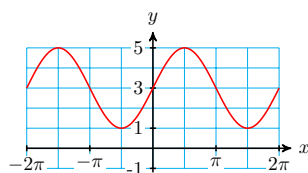
6. $g(t) = -4 - 2 \sin(t)$

7. $h(w) = -4 \sin(\pi w)$

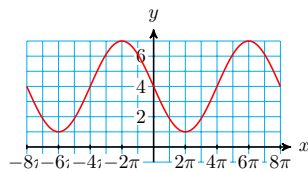
8. $q(w) = 3 - \cos\left(\frac{w}{2}\right)$

Exercise Group. For Problems 9–12, write an equation for the graph using sine or cosine.

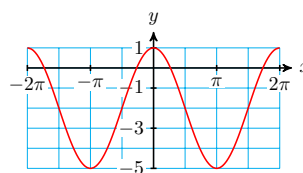
9.



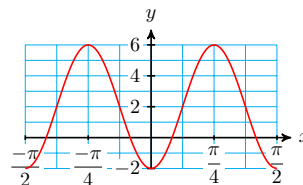
11.



10.



12.



Exercise Group. For Problems 13–16, complete the table of values and sketch a graph of the function.

13. $y = \sin\left(\frac{x}{2} + \frac{\pi}{6}\right)$

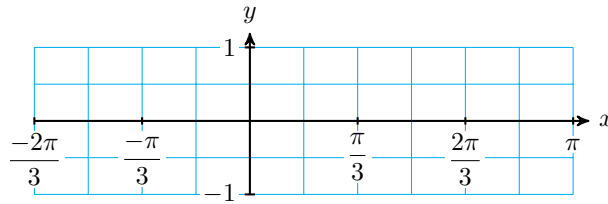
a What are the period and the horizontal shift?

(Hint: Factor out $\frac{1}{2}$ from $\frac{x}{2} + \frac{\pi}{6}$.)

b Fill in the table of values.

| x | $\frac{x}{2}$ | $\frac{x}{2} + \frac{\pi}{6}$ | $\sin\left(\frac{x}{2} + \frac{\pi}{6}\right)$ |
|-----|---------------|-------------------------------|--|
| | | $-\frac{\pi}{6}$ | |
| | | 0 | |
| | | $\frac{\pi}{6}$ | |
| | | $\frac{\pi}{3}$ | |
| | | $\frac{\pi}{2}$ | |
| | | $\frac{2\pi}{3}$ | |
| | | π | |

c Sketch the graph.



d Solve $\sin\left(\frac{x}{2} + \frac{\pi}{6}\right) = 1$, for $-\frac{2\pi}{3} \leq x \leq \frac{2\pi}{3}$

e Solve $\sin\left(\frac{x}{2} + \frac{\pi}{6}\right) = 0$, for $-\frac{2\pi}{3} \leq x \leq \frac{2\pi}{3}$

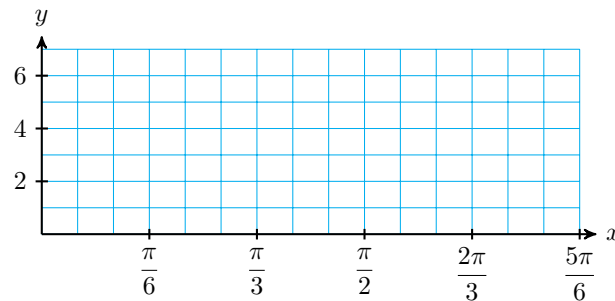
14. $f(x) = 2 \cos\left(3x - \frac{\pi}{2}\right) + 5$

a What are the midline, period, horizontal shift, and amplitude?

b Fill in the table of values.

| x | $3x$ | $3x - \frac{\pi}{2}$ | $\cos\left(3x - \frac{\pi}{2}\right)$ | $2 \cos\left(3x - \frac{\pi}{2}\right) + 5$ |
|-----|------|----------------------|---------------------------------------|---|
| | | 0 | | |
| | | $\frac{\pi}{2}$ | | |
| | | π | | |
| | | $\frac{3\pi}{2}$ | | |
| | | 2π | | |

c Sketch the graph.



d Solve $2 \cos\left(3x - \frac{\pi}{2}\right) + 5 = 7$, for $0 \leq x \leq 2\pi$

e Solve $2 \cos\left(3x - \frac{\pi}{2}\right) + 5 = 5$, for $0 \leq x \leq 2\pi$

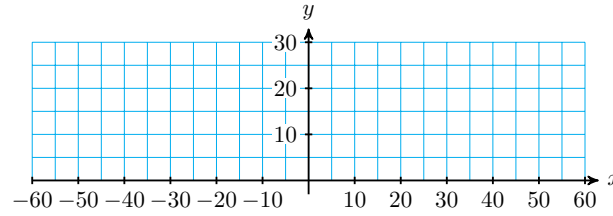
15. $y = 20 - 5 \cos\left(\frac{\pi}{30}x\right)$

a What are the midline, period, horizontal shift, and amplitude?

b Fill in the table of values.

| x | $\frac{\pi}{30}x$ | $\cos\left(\frac{\pi}{30}x\right)$ | $20 - 5 \cos\left(\frac{\pi}{30}x\right)$ |
|-----|-------------------|------------------------------------|---|
| | $-\frac{\pi}{6}$ | | |
| | 0 | | |
| | $\frac{\pi}{6}$ | | |
| | $\frac{\pi}{3}$ | | |
| | $\frac{\pi}{2}$ | | |
| | π | | |

c Sketch the graph.



d Solve $20 - 5 \cos\left(\frac{\pi}{30}x\right) = 25$, for $0 \leq x \leq 60$

e Solve $20 - 5 \cos\left(\frac{\pi}{30}x\right) = 20$, for $0 \leq x \leq 60$

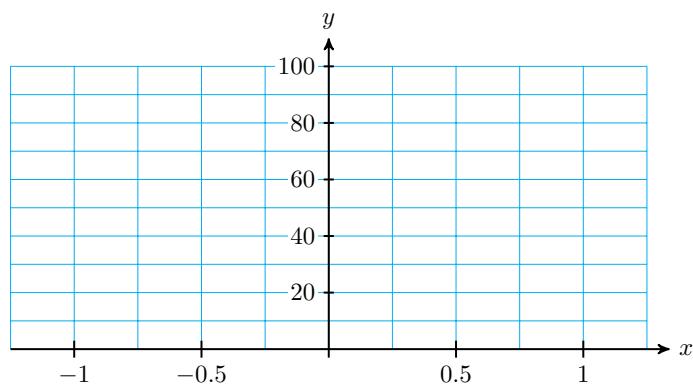
16. $y = 50 - 50 \cos(2\pi x)$

a What are the midline, period, horizontal shift, and amplitude?

b Fill in the table of values.

| x | $2\pi x$ | $\cos(2\pi x)$ | $50 - 50 \cos(2\pi x)$ |
|-----|------------------|----------------|------------------------|
| | 0 | | |
| | $\frac{\pi}{4}$ | | |
| | $\frac{\pi}{2}$ | | |
| | $\frac{3\pi}{4}$ | | |
| | π | | |
| | $\frac{5\pi}{4}$ | | |
| | $\frac{3\pi}{2}$ | | |
| | $\frac{7\pi}{4}$ | | |
| | 2π | | |

c Sketch the graph.



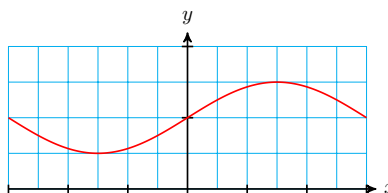
d Solve $50 - 50 \cos(2\pi x) = 50$, for $-1 \leq x \leq 1$

e Solve $50 - 50 \cos(2\pi x) = 0$, for $-1 \leq x \leq 1$

Exercise Group. For Problems 17–18, label the scales on the axes for the graph.

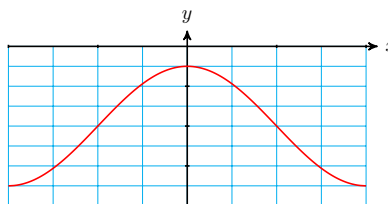
17.

$$y = \frac{1}{4} \sin\left(\frac{x}{6}\right) + \frac{1}{2}$$



18.

$$y = \frac{3}{2} \cos\left(\frac{x}{2}\right) - 2$$



Exercise Group. For Problems 19–20,

a Use a calculator to graph the function for $0 \leq x \leq 2\pi$.

b Use the intersect feature to find all solutions between 0 and 2π . Round your answers to hundredths.

19.

a $y = -5 \cos(2x - 0.5) + 3$

b $-5 \cos(2x - 0.5) + 3 = -1$

20.

a $y = 2 - 4 \sin 3(x + 0.2)$

b $2 - 4 \sin 3(x + 0.2) = 5$

Exercise Group. For Problems 21–22, write a formula for the function.

21. The average high temperature in Phoenix, Arizona is minimum in January at 66° and maximum in July at 105° . Write a sinusoidal function that models the average high temperature in Phoenix.

22. The average monthly rainfall in Hawaii reaches a maximum of 3.4 inches in December and a minimum of 0.4 inches in June. Write a sinusoidal function that models the monthly rainfall in Hawaii.

Exercise Group. For Problems 23–24,

- a Estimate the amplitude, period, and midline of a circular function that fits the data.
- b Write a formula for the function.

23.

| | | | | | | | | |
|-----|----|------|------|----|----|------|------|------|
| x | 0 | 2 | 4 | 6 | 8 | 10 | 12 | 14 |
| y | 12 | 13.4 | 16.2 | 18 | 17 | 14.1 | 12.1 | 12.7 |

24.

| | | | | | | | | | |
|-----|---|------|------|------|------|------|-----|------|-----|
| x | 0 | 0.05 | 0.1 | 0.15 | 0.2 | 0.25 | 0.3 | 0.35 | 0.4 |
| y | 8 | 10.4 | 11.8 | 11.8 | 10.4 | 8 | 5.6 | 4.2 | 4.2 |

Exercise Group. For Problems 25–28, give exact values for the solutions between 0 and 2π .

- 25.** $10 \sin(2\theta) = -5$ **26.** $\sqrt{2} \cos(3\phi) = 1$
- 27.** $12 \tan(4\beta) = 0$ **28.** $2\sqrt{3} \tan(2\alpha) = -6$

Exercise Group. For Problems 29–32, find all solutions between 0 and 2π . Round your answers to three decimal places.

- 29.** $5 \tan(3x) + 2 = 3$ **30.** $-8 \sin(2t) - 4 = 3$
- 31.** $2.8 - 3.6 \cos(2s) = 5.2$ **32.** $6.7 \tan(3u) + 1.2 = 28$

Exercise Group. For Problems 33–36, use a substitution to find exact values for all solutions between 0 and 2π .

- 33.** $2 \cos\left(2\phi - \frac{\pi}{4}\right) = \sqrt{3}$ **34.** $3 \sin(3z + \pi) + 2 = -1$
- 35.** $-4 \sin\left(\frac{t}{2} + \frac{\pi}{8}\right) = \sqrt{8}$ **36.** $7 \cos\left(\frac{w}{2} - \frac{\pi}{3}\right) = -3.5$

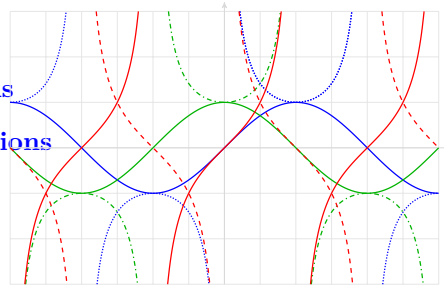
Exercise Group. For Problems 37–40, use a substitution to find all solutions between 0 and 2π . Round your answers to hundredths.

- 37.** $0.4 \tan(3x + 0.2) = 1.6$ **38.** $15 \tan(1.4s - 2) = 20$
- 39.** $8 \sin\left(\frac{\pi t}{6} - \frac{\pi}{12}\right) = 6$ **40.** $12 \cos\left(\frac{\pi t}{2} - \frac{3\pi}{5}\right) = 5$

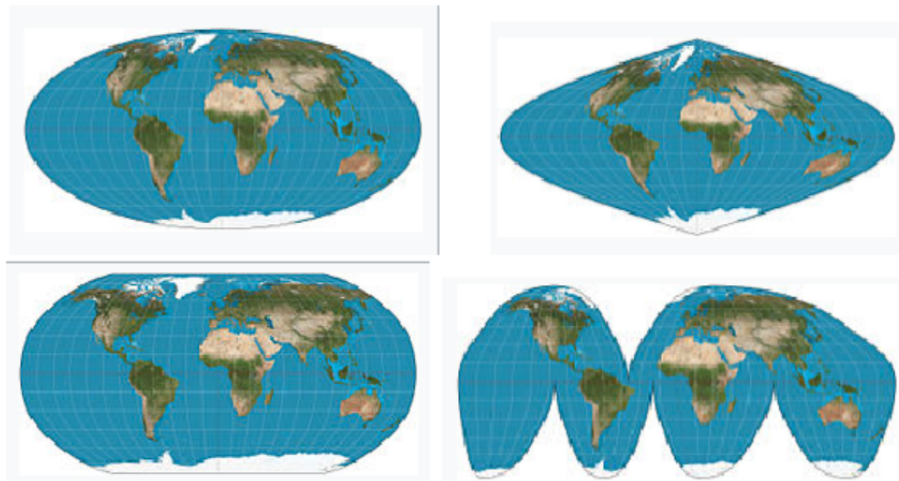
Chapter 8

More Functions and Identities

- **Sum and Difference Formulas**
- **Inverse Trigonometric Functions**
- **The Reciprocal Functions**

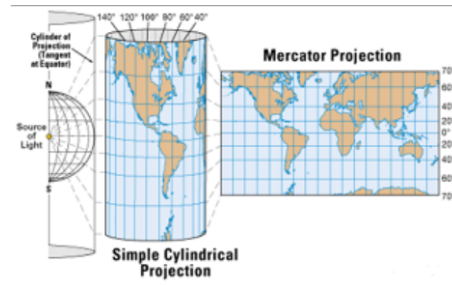


Mapmakers have always faced an unavoidable challenge: It is impossible to translate the surface of a sphere onto a flat map without some form of distortion. Over the years, a variety of map projections have been developed to suit different uses.

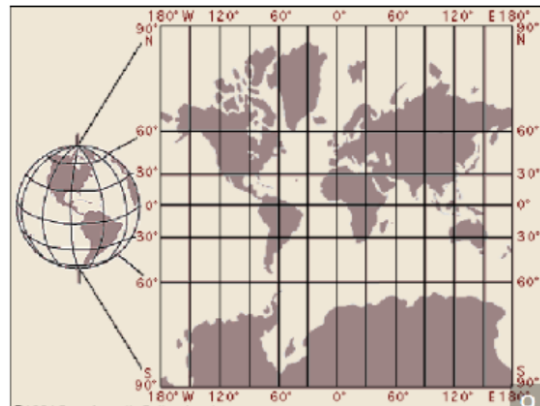


The sixteenth century was an age of discovery, when explorers and merchants began sailing to distant and previously unknown lands. But at that time there was no reliable technology for navigation. Although more regions of the world were being mapped more accurately, a flat map by itself was not enough to help a sailor in the middle of the ocean.

In 1569, the Flemish cartographer Gerardus Mercator published a new map using what is known as a cylindrical projection. To imagine how a Mercator projection works, picture shining a light through a glass globe onto a piece of paper rolled into a cylinder and wrapped around the globe. The cylinder is tangent to the globe at its equator.



Notice how the latitude lines are farther apart the farther you get from the Equator. This projection distorts the size of objects as the latitude increases, so that Greenland and Antarctica appear much larger than they actually are.



But the Mercator projection map is ideally suited for navigation, because any straight line on the map is a line of constant true bearing. If a navigator measures the bearing on the map from his location to his destination, he can set his ship's compass for the same bearing and maintain that course.

However, the Mercator projection does not preserve distances. On a globe, circles of latitude (also known as parallels) get smaller as they move away from the Equator towards the poles. Thus, in the Mercator projection, when a globe is "unwrapped" on to a rectangular map, the parallels need to be stretched to the length of the Equator. Mercator had to increase the scale of his map gradually as it moved away from the equator, so that the latitude lines appear equal in length to the equator.

The horizontal scale factor at any latitude must be inversely proportional to lengths on that latitude. Because the radius of the circle of latitude θ is $R \cos \theta$, the corresponding parallel on the map must be stretched by a factor of $\frac{1}{\cos \theta}$. And because the secant is the reciprocal of the cosine, the scale factor is proportional to the secant of the latitude.

A variety of "equal area" projections have been developed in modern times, but the Mercator projection is still widely used, in classrooms and atlases. For many people, it represents our image of the world.



8.1 Sum and Difference Formulas

In Chapter 5 we studied identities that relate the three trigonometric functions sine, cosine, and tangent.

Pythagorean and Tangent Identities.

| | |
|----------------------|--|
| Pythagorean identity | $\sin^2(\theta) + \cos^2(\theta) = 1$ |
| Tangent identity | $\tan(\theta) = \frac{\sin(\theta)}{\cos(\theta)}$ |

If we know one of the three trig values for an angle, we can find the other two by using these identities. Identities are useful for changing from one form to another when solving equations, and for finding exact values for trigonometric functions.

Are there identities relating the trig ratios of different angles?

For example, if we know the sine of 27° , can we find the sine of $2(27^\circ) = 54^\circ$ without using a calculator? Or, if we know $\cos(\alpha)$ and $\cos(\beta)$, can we calculate $\cos(\alpha + \beta)$?

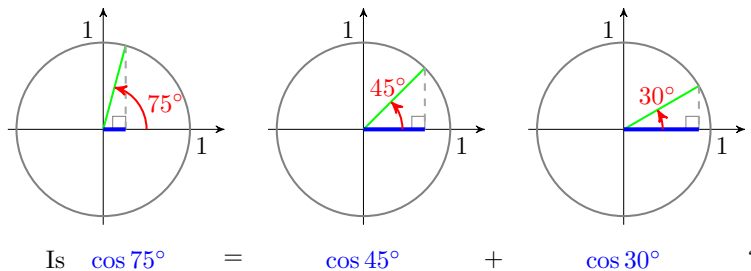
The Sum of Angles Identities

All of the identities that relate the trig ratios of different angles are derived from the sum and difference formulas. Let's see why we need these formulas.

Is it true that

$$\cos(\alpha + \beta) \quad \text{and} \quad \cos(\alpha) + \cos(\beta)$$

are equal for any values of α and β ? We can test this hypothesis by evaluating both expressions for some specific values of α and β , say $\alpha = 45^\circ$ and $\beta = 30^\circ$, as shown below.



From the figure, you should be able to see that $\cos(75^\circ)$ is in fact smaller than either $\cos(45^\circ)$ or $\cos(30^\circ)$, so it cannot be true that $\cos(75^\circ)$ is equal to $\cos(45^\circ) + \cos(30^\circ)$.

Example 8.1 Verify that $\cos(45^\circ + 30^\circ)$ is not equal to $\cos(45^\circ) + \cos(30^\circ)$.

Solution. Use your calculator to evaluate each expression.

$$\begin{aligned}\cos(45^\circ + 30^\circ) &= \cos(75^\circ) = 0.2588 \\ \text{but } \cos(45^\circ) + \cos(30^\circ) &= 0.7071 + 0.8660 = 1.5731\end{aligned}$$

The two expressions are not equal. \square

Checkpoint 8.2 Show that $\sin(60^\circ + 30^\circ)$ is not equal to $\sin(60^\circ) + \sin(30^\circ)$.

Answer. $\sin(60^\circ + 30^\circ) = 1$, but $\sin(60^\circ) + \sin(30^\circ) = \frac{\sqrt{3}}{2} + \frac{1}{2}$

Caution 8.3 Because the values of the expressions in the previous Example and Exercise are different, it is not true that $\cos(\alpha + \beta)$ is equal to $\cos(\alpha) + \cos(\beta)$ for all angles α and β , or that $\sin(\alpha + \beta)$ is equal to $\sin(\alpha) + \sin(\beta)$.

It turns out that there is a relationship between the trig ratios for $\alpha + \beta$ and the trig ratios of α and β , but it is a little more complicated.

Sum of Angles Identities.

$$\begin{aligned}\cos(\alpha + \beta) &= \cos(\alpha)\cos(\beta) - \sin(\alpha)\sin(\beta) \\ \sin(\alpha + \beta) &= \sin(\alpha)\cos(\beta) + \cos(\alpha)\sin(\beta)\end{aligned}$$

Notice that to find the sine or cosine of $\alpha + \beta$ we must know (or be able to find) both trig ratios for both α and β .

The sum and difference formulas can be used to find exact values for trig ratios of various angles.

Example 8.4 Find an exact value for $\cos(105^\circ)$.

Solution. We can write 105° as the sum of two special angles: $105^\circ = 60^\circ + 45^\circ$. Now apply the sum of angles identity for cosine.

$$\begin{aligned}\cos(60^\circ + 45^\circ) &= \cos(60^\circ)\cos(45^\circ) - \sin(60^\circ)\sin(45^\circ) \\ &= \frac{1}{2} \frac{\sqrt{2}}{2} - \frac{\sqrt{3}}{2} \frac{\sqrt{2}}{2} = \frac{\sqrt{2} - \sqrt{6}}{4}\end{aligned}$$

Thus, $\cos(105^\circ) = \frac{\sqrt{2} - \sqrt{6}}{4}$. You can check that your calculator gives the same decimal approximation of about -0.2588 for both $\cos(105^\circ)$ and $\frac{\sqrt{2} - \sqrt{6}}{4}$. \square

Checkpoint 8.5 Find an exact value for $\sin(75^\circ)$.

Answer. $\frac{\sqrt{6} + \sqrt{2}}{4}$

Of course, the sum formulas hold for angles in radians as well as degrees.

Example 8.6 Suppose that $\sin(\theta) = 0.6$ and $\cos(\theta) = -0.8$. Find an exact value for $\sin\left(\theta + \frac{2\pi}{3}\right)$.

Solution. Recall that $\sin\left(\frac{2\pi}{3}\right) = \frac{\sqrt{3}}{2}$ and $\cos\left(\frac{2\pi}{3}\right) = \frac{-1}{2}$. Substituting

these values into the sum formula for sine, we find

$$\begin{aligned}\sin\left(\theta + \frac{2\pi}{3}\right) &= \sin(\theta)\cos\left(\frac{2\pi}{3}\right) + \cos(\theta)\sin\left(\frac{2\pi}{3}\right) \\ &= 0.6\left(\frac{-1}{2}\right) + (-0.8)\left(\frac{\sqrt{3}}{2}\right) \\ &= \frac{3}{5} \cdot \frac{-1}{2} + \frac{-4}{5} \cdot \frac{\sqrt{3}}{2} = \frac{-3 - 4\sqrt{3}}{10}\end{aligned}$$

□

Checkpoint 8.7 Suppose that $\sin(\theta) = \frac{-5}{13}$ and $\cos(\theta) = \frac{12}{13}$. Find an exact value for $\cos\left(\frac{\pi}{4} + \theta\right)$.

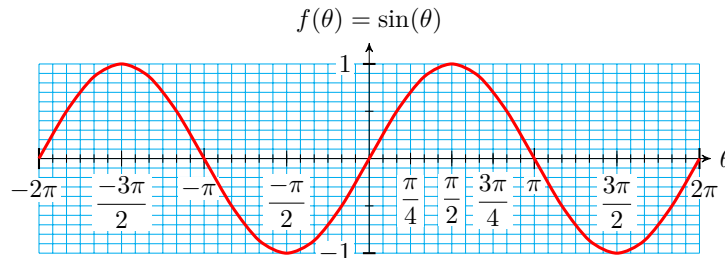
Answer. $\frac{17}{13\sqrt{2}} = \frac{17\sqrt{2}}{26}$

Activity 8.1 Negative Angles. I Using Reference Triangles

- 1 a Suppose that θ is a first-quadrant angle. In which quadrant would you find $-\theta$?
 - b Sketch an example for θ , $-\theta$, and the reference triangle for each.
 - c How is $\sin(-\theta)$ related to $\sin(\theta)$? What about $\cos(-\theta)$ and $\tan(-\theta)$?
- 2 Repeat part (1) for the case where θ is a second-quadrant angle.

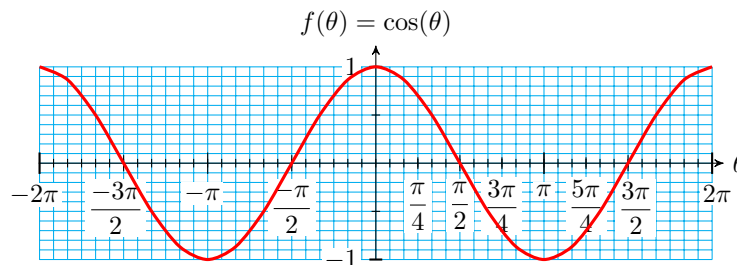
II Using Graphs

- 1 a Look at the graph of $f(\theta) = \sin(\theta)$, and choose three positive values of θ . Draw dots on the graph that show their function values.

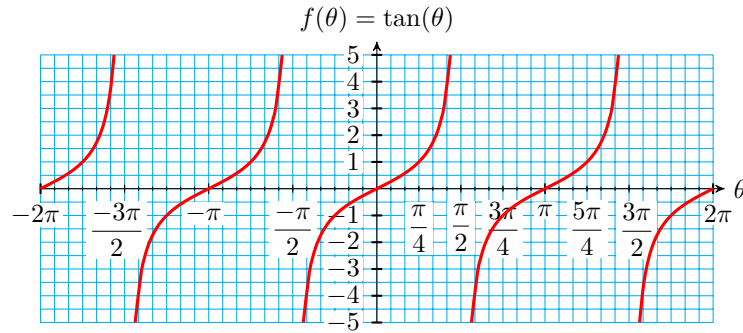


- b Find the negatives of your three values of θ from part (a), and draw dots to show their function values.
- c How do the values of $\sin(-\theta)$ compare to the values of $\sin(\theta)$?

- 2 Repeat part (1) for the graph of $f(\theta) = \cos(\theta)$.



3 Repeat part (1) for the graph of $f(\theta) = \tan(\theta)$.



III Negative Angle Identities

State your conclusions from parts I and II as identities:

$$\sin(-\theta) =$$

$$\cos(-\theta) =$$

$$\tan(-\theta) =$$

The Difference of Angles Identities

The difference formulas for sine and cosine can be derived easily from the sum formulas, using the identities for negative angles. Note that the difference formulas are identical to the corresponding sum formulas, except for the signs.

Difference of Angles Identities.

$$\cos(\alpha - \beta) = \cos(\alpha) \cos(\beta) + \sin(\alpha) \sin(\beta)$$

$$\sin(\alpha - \beta) = \sin(\alpha) \cos(\beta) - \cos(\alpha) \sin(\beta)$$

Example 8.8 Use the fact that $\frac{\pi}{12} = \frac{\pi}{4} - \frac{\pi}{6}$ to evaluate $\cos\left(\frac{\pi}{12}\right)$ exactly.

Solution. Remember that $\cos\left(\frac{\pi}{4}\right) = \frac{\sqrt{2}}{2}$, $\cos\left(\frac{\pi}{6}\right) = \frac{\sqrt{3}}{2}$, $\sin\left(\frac{\pi}{4}\right) = \frac{\sqrt{2}}{2}$, and $\sin\left(\frac{\pi}{6}\right) = \frac{1}{2}$. Substituting all these values into the difference formula for cosine, we obtain the following.

$$\begin{aligned} \cos\left(\frac{\pi}{12}\right) &= \cos\left(\frac{\pi}{4} - \frac{\pi}{6}\right) \\ &= \cos\left(\frac{\pi}{4}\right) \cos\left(\frac{\pi}{6}\right) + \sin\left(\frac{\pi}{4}\right) \sin\left(\frac{\pi}{6}\right) \\ &= \frac{\sqrt{2}}{2} \cdot \frac{\sqrt{3}}{2} + \frac{\sqrt{2}}{2} \cdot \frac{1}{2} = \frac{\sqrt{6} + \sqrt{2}}{4} \end{aligned}$$

You can check that your calculator gives the same decimal approximation of about 0.9659 for both $\cos\left(\frac{\pi}{12}\right)$ and $\frac{\sqrt{6} + \sqrt{2}}{4}$. \square

Checkpoint 8.9 Evaluate $\sin\left(\frac{\pi}{12}\right)$ exactly.

Answer. $\frac{\sqrt{3}-1}{2\sqrt{2}} = \frac{\sqrt{6}-\sqrt{2}}{4}$

Sum and Difference Identities for Tangent

There are also sum and difference formulas for the tangent.

Sum and Difference Identities for Tangent.

$$\tan(\alpha + \beta) = \frac{\tan(\alpha) + \tan(\beta)}{1 - \tan(\alpha)\tan(\beta)}$$

$$\tan(\alpha - \beta) = \frac{\tan(\alpha) - \tan(\beta)}{1 + \tan(\alpha)\tan(\beta)}$$

Example 8.10 Find an exact value for $\tan(75^\circ)$.

Solution. We observe that $75^\circ = 45^\circ + 30^\circ$, so $\tan(75^\circ) = \tan(45^\circ + 30^\circ)$. We can apply the sum formula for tangent.

$$\begin{aligned} \tan(45^\circ + 30^\circ) &= \frac{\tan(45^\circ) + \tan(30^\circ)}{1 - \tan(45^\circ)\tan(30^\circ)} \\ &= \frac{1 + \frac{1}{\sqrt{3}}}{1 - 1\left(\frac{1}{\sqrt{3}}\right)} \cdot \frac{\sqrt{3}}{\sqrt{3}} = \frac{\sqrt{3} + 1}{\sqrt{3} - 1} \end{aligned}$$

□

Checkpoint 8.11 Evaluate $\tan\left(\frac{\pi}{12}\right)$ exactly.

Answer. $\frac{\sqrt{3}-1}{\sqrt{3}+1}$

Double Angle Identities

There are a number of other very useful identities that can be derived from the sum and difference formulas. In particular, if we set $\alpha = \beta = \theta$ in the sum of angles identities (also called **addition formulas**), we obtain the **double angle formulas**. These identities are used frequently, so it is helpful to know them well.

Double Angle Identities.

$$\cos(2\theta) = \cos^2(\theta) - \sin^2(\theta)$$

$$\sin(2\theta) = 2\sin(\theta)\cos(\theta)$$

$$\tan(2\theta) = \frac{2\tan(\theta)}{1 - \tan^2(\theta)}$$

You can also justify the identities to yourself by graphing both sides of the formula to see that the graphs are identical.

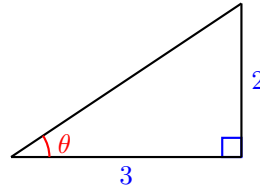
Caution 8.12 The first thing we can learn from the double angle formulas is that $\sin(2\theta)$ is not equal to $2\sin(\theta)$! You can check this very easily by choosing a value for θ , say 45° . Then

$$\begin{aligned}\sin(2\theta) &= \sin(90^\circ) = 1 \\ \text{but } 2\sin(\theta) &= 2\sin(45^\circ) = 2\left(\frac{\sqrt{2}}{2}\right) = \sqrt{2}\end{aligned}$$

and $\sqrt{2} \neq 1$. Similarly, $\cos(2\theta) \neq 2\cos(\theta)$ and $\tan(2\theta) \neq 2\tan(\theta)$

Example 8.13

Find $\sin(2\theta)$ for the angle θ shown.



Solution. We start by using the Pythagorean Theorem to find the hypotenuse of the triangle.

$$c^2 = 2^2 + 3^2 = 13$$

so $c = \sqrt{13}$. Thus, $\cos(\theta) = \frac{3}{\sqrt{13}}$ and $\sin(\theta) = \frac{2}{\sqrt{13}}$. Now we can use these values in the double angle identity to find $\sin(2\theta)$.

$$\begin{aligned}\sin(2\theta) &= 2\sin(\theta)\cos(\theta) \\ &= 2\left(\frac{2}{\sqrt{13}}\right)\left(\frac{3}{\sqrt{13}}\right) = \frac{12}{13}\end{aligned}$$

□

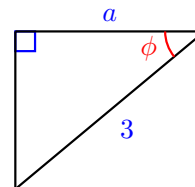
Checkpoint 8.14 Find $\cos(2\theta)$ and $\tan(2\theta)$ for the angle θ shown in the previous Example.

Answer. $\cos(2\theta) = \frac{5}{13}$, $\tan(2\theta) = \frac{12}{5}$

We will often work with algebraic expressions instead of numerical values for the trig ratios.

Example 8.15

Use the figure to express $\cos(2\phi)$ in terms of a .



Solution. We use the Pythagorean Theorem to find an expression for the third side of the triangle.

$$\begin{aligned}a^2 + b^2 &= 3^2 && \text{Solve for } b. \\ b &= \sqrt{9 - a^2}\end{aligned}$$

Now we can write expressions for the sine and cosine of ϕ .

$$\cos(\phi) = \frac{a}{3} \quad \text{and} \quad \sin(\phi) = \frac{\sqrt{9 - a^2}}{3}$$

Finally, we substitute these expressions into the double angle identity.

$$\begin{aligned}\cos(2\phi) &= \cos^2(\phi) - \sin^2(\phi) \\ &= \left(\frac{a}{3}\right)^2 - \left(\frac{\sqrt{9-a^2}}{3}\right)^2 \\ &= \frac{a^2}{9} - \frac{9-a^2}{9} = \frac{a^2-9}{9}\end{aligned}$$

□

Checkpoint 8.16 For the triangle in the previous example, find expressions for $\sin(2\phi)$ and $\tan(2\phi)$.

Answer. $\sin(2\phi) = \frac{2a\sqrt{9-a^2}}{9}$, $\tan(2\phi) = \frac{2a\sqrt{9-a^2}}{2a^2-9}$

By using the Pythagorean identity, we can write the double angle formula for cosine in two alternate forms.

$$\begin{aligned}\cos(2\theta) &= \cos^2(\theta) - \sin^2(\theta) \\ &= \cos^2(\theta) - (1 - \cos^2(\theta)) \\ &= 2\cos^2(\theta) - 1\end{aligned}$$

$$\begin{aligned}\cos(2\theta) &= \cos^2(\theta) - \sin^2(\theta) \\ &= (1 - \sin^2(\theta)) - \sin^2(\theta) \\ &= 1 - 2\sin^2(\theta)\end{aligned}$$

Thus, we have three forms for the double angle formula for cosine, and we can use whichever form is most convenient for a particular problem.

Double Angle Identities for Cosine.

$$\begin{aligned}\cos(2\theta) &= \cos^2(\theta) - \sin^2(\theta) \\ &= 2\cos^2(\theta) - 1 \\ &= 1 - 2\sin^2(\theta)\end{aligned}$$

Example 8.17 Find an expression for $\cos(2\beta)$ if you know that $\cos(\beta) = \frac{x}{4}$.

Solution. We use the identity $\cos(2\theta) = 2\cos^2(\theta) - 1$

$$\begin{aligned}\cos(2\beta) &= 2\cos^2(\beta) - 1 \\ &= 2\left(\frac{x}{4}\right)^2 - 1 = \frac{2x^2}{16} - 1 \\ &= \frac{2x^2 - 16}{16} = \frac{x^2 - 8}{8}\end{aligned}$$

□

Checkpoint 8.18 Find an expression for $\cos(2\alpha)$ if you know that $\sin(\alpha) = \frac{6}{w}$.

Answer. $\frac{w^2 - 76}{w^2}$

Solving Equations

If a trigonometric equation involves more than one angle, we use identities to rewrite the equation in terms of a single angle.

Example 8.19 Solve $\sin(2x) - \cos(x)$ for $0 \leq x \leq 2\pi$.

Solution. We first use the double angle formula to write $\sin(2x)$ in terms of trig functions of x alone.

$$\begin{aligned}\sin(2x) - \cos(x) &= 0 \\ 2\sin(x)\cos(x) - \cos(x) &= 0\end{aligned}$$

Once we have all the trig functions in terms of a single angle, we try to write the equation in terms of a single trig function. In this case, we can factor the left side to separate the trig functions.

$$\begin{aligned}2\sin(x)\cos(x) - \cos(x) &= 0 \\ \cos(x)(2\sin(x) - 1) &= 0 && \text{Set each factor equal to zero.} \\ \cos(x) = 0 \quad 2\sin(x) - 1 = 0 &&& \text{Solve each equation.} \\ \sin(x) &= \frac{1}{2} \\ x = \frac{\pi}{2}, \frac{3\pi}{2} \quad x = \frac{\pi}{6}, \frac{5\pi}{6}\end{aligned}$$

There are four solutions, $x = \frac{\pi}{2}, \frac{3\pi}{2}, \frac{\pi}{6},$ and $\frac{5\pi}{6}$. □

Checkpoint 8.20 Solve $\cos(2t) = \cos t$ for $0 \leq x \leq 2\pi$.

Answer. $t = 0, \frac{2\pi}{3}, \frac{4\pi}{3}$

Activity 8.2 Identities. I Sum of Angles Identities

- 1 Is it true that $\cos(\theta + \phi) = \cos(\theta) + \cos(\phi)$? Try it for $\theta = 60^\circ$ and $\phi = 45^\circ$.
- 2
 - a Recall the distributive law, $a(b + c) = ab + ac$, where the parentheses denote multiplication. Is the same law true when the parentheses denote a function? In other words, is it true that $f(a + b) = f(a) + f(b)$?
 - b In the expression $\sin(\theta + \phi)$, do the parentheses denote multiplication or the application of a function? Does the distributive law apply to $\sin(\theta + \phi)$? Do you think that $\sin(\theta + \phi) = \sin(\theta) + \sin(\phi)$ is an identity?
- 3
 - a Look at the Sum of Angles Identities in this section. Make some observations that will help you memorize these formulas.
 - b Do you think you would have to memorize these formulas if the equation $\sin(\theta + \phi) = \sin(\theta) + \sin(\phi)$ were an identity?

II Difference of Angles Identities, Tangent Identities

- 1
 - a Yikes! More formulas. Compare the Difference of Angles Identities with the Sum of Angles Identities. If you have memorized the Sum formulas, how can you also memorize the Difference formulas?
 - b Comment on the sign patterns in the Sum and Difference Identities for Tangent.
- 2
 - a Now let's use the formulas backwards: look at the expression below:

$$\frac{\tan(285^\circ) - \tan(75^\circ)}{1 + \tan(285^\circ)\tan(75^\circ)}$$

Does it remind you of the left side of one of the six new identities? Use that identity to simplify the expression.

- b Do the same thing for this expression:

$$\sin(4t)\cos(0.7) - \cos(4t)\sin(0.7)$$

III Double Angle Identities

- 1
 - a Is it true that $\sin(2\theta) = 2\sin(\theta)$? Choose a value for θ and try it. Sketch θ and 2θ on a unit circle and show the sine of each.
 - b Is it true that $\cos(2\theta) = 2\cos(\theta)$? Repeat part (a) for cosine.
- 2
 - a Substitute $\alpha = \theta$ and $\beta = \theta$ into the sum of angles formulas for sine, cosine, and tangent to derive the double angle formulas.
 - b Choose one of the three forms of the Double Angle Identity for Cosine. Use the Pythagorean Identity to convert from that form to each of the other two forms.

Review the following skills you will need for this section.

Algebra Refresher 8.3

- a Compute $f(2)$, $f(3)$, and $f(2 + 3)$.
- b For which of the following functions is it true that $f(a + b) = f(a) + f(b)$ whenever the function values are defined?

| | | |
|-------------------|------------------------|----------------|
| 1 $f(x) = 3x + 2$ | 3 $f(x) = \sqrt{x}$ | 5 $f(x) = x $ |
| 2 $f(x) = x^2$ | 4 $f(x) = \frac{1}{x}$ | 6 $f(x) = 2^x$ |

Algebra Refresher Answers

- | | |
|---|--|
| <ol style="list-style-type: none"> 1 <ol style="list-style-type: none"> a 8, 11, 17 b Not true 2 <ol style="list-style-type: none"> a 4, 9, 25 b Not true 3 <ol style="list-style-type: none"> a $\sqrt{2}$, $\sqrt{3}$, $\sqrt{5}$ b Not true | <ol style="list-style-type: none"> 4 <ol style="list-style-type: none"> a $\frac{1}{2}$, $\frac{1}{3}$, $\frac{1}{5}$ b Not true 5 <ol style="list-style-type: none"> a 2, 3, 5 b Not true 6 <ol style="list-style-type: none"> a 4, 8, 32 b Not true |
|---|--|

Section 8.1 Summary

Concepts

- 1 Identities are useful for changing from one form to another when solving equations, for simplifying expressions, and for finding exact values for trigonometric functions.
- 2 it is not true in general that $\cos(\alpha + \beta)$ is equal to $\cos(\alpha) + \cos(\beta)$ for all angles α and β , or that $\sin(\alpha + \beta)$ is equal to $\sin(\alpha) + \sin(\beta)$.

3

Negative Angle Identities.

$$\cos(-\theta) = \cos(\theta)$$

$$\sin(-\theta) = -\sin(\theta)$$

$$\tan(-\theta) = -\tan(\theta)$$

4

Sum and Difference of Angles Identities.

$$\cos(\alpha + \beta) = \cos(\alpha)\cos(\beta) - \sin(\alpha)\sin(\beta)$$

$$\sin(\alpha + \beta) = \sin(\alpha)\cos(\beta) + \cos(\alpha)\sin(\beta)$$

$$\tan(\alpha + \beta) = \frac{\tan(\alpha) + \tan(\beta)}{1 - \tan(\alpha)\tan(\beta)}$$

$$\cos(\alpha - \beta) = \cos(\alpha)\cos(\beta) + \sin(\alpha)\sin(\beta)$$

$$\sin(\alpha - \beta) = \sin(\alpha)\cos(\beta) - \cos(\alpha)\sin(\beta)$$

$$\tan(\alpha - \beta) = \frac{\tan(\alpha) - \tan(\beta)}{1 + \tan(\alpha)\tan(\beta)}$$

5

Double Angle Identities.

$$\cos 2(\theta) = \cos^2(\theta) - \sin^2(\theta) \quad \sin(2\theta) = 2 \sin(\theta) \cos(\theta)$$

$$= 2 \cos^2(\theta) - 1 \quad \tan(2\theta) = \frac{2 \tan(\theta)}{1 - \tan^2(\theta)}$$

$$= 1 - 2 \sin^2(\theta)$$

Study Questions

- 1 Explain why $f(a + b) = f(a) + f(b)$ is not a valid application of the distributive law.
- 2 Delbert says that $\sin\left(\theta + \frac{\pi}{6}\right) = \frac{1}{2} + \sin(\theta)$. Is he correct? Explain.
- 3 Francine says that $\tan\left(\theta + \frac{\pi}{4}\right) = \frac{1 + \tan(\theta)}{1 - \tan(\theta)}$. Is she correct? Explain.
- 4 Provide an example to show that doubling an angle does not double its sine or cosine.

Skills

- 1 Find trig values for the negative of an angle #1–6
- 2 Verify or disprove possible formulas #7–12, 31–42, 73–76, 79–88
- 3 Find exact values for trigonometric functions #13–24, 55–62
- 4 Simplify or expand expressions #25–30, 43–54
- 5 Solve equations #63–72
- 6 Prove standard identities #77–78, 89–91

Homework 8-1

1.
 - a Sketch an angle α in standard position, with $\frac{\pi}{2} < \alpha < \pi$. Also sketch the angle $-\alpha$.
 - b Choose a point on the terminal side of α , and show that the negative angle identities hold for α .
2.
 - a Sketch an angle β in standard position, with $\pi < \beta < \frac{3\pi}{2}$. Also sketch the angle $-\beta$.
 - b Choose a point on the terminal side of β , and show that the negative angle identities hold for β .
3. Given that $\sin\left(\frac{7\pi}{12}\right) = \frac{\sqrt{2} + \sqrt{6}}{4}$, find $\sin\left(\frac{-7\pi}{12}\right)$. Sketch both angles.
4. Given that $\cos\left(\frac{7\pi}{12}\right) = \frac{\sqrt{2} - \sqrt{6}}{4}$, find $\cos\left(\frac{-7\pi}{12}\right)$. Sketch both angles.
5. If $\cos(2x - 0.3) = 0.24$ and $\sin(2x - 0.3) < 0$, find $\cos(0.3 - 2x)$ and $\sin(0.3 - 2x)$.
6. If $\sin(1.5 - \phi) = -0.28$ and $\cos(1.5 - \phi) > 0$, find $\sin(\phi - 1.5)$ and $\cos(\phi - 1.5)$.
7. Show that $\cos(45^\circ + 45^\circ)$ is not equal to $\cos(45^\circ) + \cos(45^\circ)$.
8. Show that $\tan(60^\circ - 30^\circ)$ is not equal to $\tan(60^\circ) - \tan(30^\circ)$.
9. Use your calculator to verify that $\tan(87^\circ - 29^\circ)$ is not equal to $\tan(87^\circ) - \tan(29^\circ)$.
10. Use your calculator to verify that $\cos(52^\circ + 64^\circ)$ is not equal to $\cos(52^\circ) + \cos(64^\circ)$.
11. Use graphs to show that $\sin\left(x - \frac{\pi}{6}\right)$ is not equivalent to $\sin(x) - \sin\left(\frac{\pi}{6}\right)$.
12. Use graphs to show that $\tan\left(x + \frac{\pi}{4}\right)$ is not equivalent to $\tan x + \tan\frac{\pi}{4}$.

Exercise Group. For Problems 13–24, find exact values for the trig ratios. (Do not use a calculator!)

13. Suppose $\cos(\alpha) = \frac{3}{5}$, $\sin(\alpha) = \frac{4}{5}$, $\cos(\beta) = \frac{5}{13}$, and $\sin(\beta) = \frac{-12}{13}$. Evaluate the following.

a $\cos(\alpha + \beta)$ b $\sin(\alpha + \beta)$ c $\tan(\alpha + \beta)$

14. Suppose $\cos(\alpha) = \frac{-2}{3}$, $\sin(\alpha) = \frac{\sqrt{5}}{3}$, $\cos(\beta) = \frac{\sqrt{3}}{2}$, and $\sin(\beta) = \frac{-1}{2}$. Evaluate the following.

a $\cos(\alpha - \beta)$ b $\sin(\alpha - \beta)$ c $\tan(\alpha - \beta)$

15. If $\tan(t) = \frac{3}{4}$ and $\tan(s) = \frac{-7}{24}$, find exact values for:

a $\tan(s + t)$ b $\tan(s - t)$

16. If $\tan(x) = -3$ and $\tan(y) = -5$, find exact values for:

a $\tan(x + y)$ b $\tan(x - y)$

17. Suppose $\cos(\theta) = \frac{15}{17}$ and $\sin(\phi) = \frac{3}{5}$, where θ and ϕ are in quadrant I. Evaluate the following.

a $\cos(\theta + \phi)$ b $\tan(\theta - \phi)$

18. Suppose $\cos(\theta) = \frac{15}{17}$, where θ is in quadrant IV, and $\sin(\phi) = \frac{3}{5}$, where ϕ is in quadrant II. Evaluate the following.>

a $\sin(\theta - \phi)$ b $\tan(\theta + \phi)$

19. If $\sin(\alpha) = \frac{12}{13}$, $\frac{\pi}{2} < \alpha < \pi$, and $\cos(\beta) = \frac{-3}{5}$, $\pi < \beta < \frac{3\pi}{2}$, find exact values for:

a $\sin(\alpha + \beta)$ c $\tan(\alpha + \beta)$

b $\cos(\alpha + \beta)$ d Sketch the angles α, β and $\alpha + \beta$.

20. If $\cos(\alpha) = \frac{3}{8}$, $\frac{3\pi}{2} < \alpha < 2\pi$, and $\sin(\beta) = \frac{-1}{4}$, $\pi < \beta < \frac{3\pi}{2}$, find exact values for:

a $\sin(\alpha - \beta)$ c $\tan(\alpha - \beta)$

b $\cos(\alpha - \beta)$ d Sketch the angles α, β and $\alpha - \beta$.

21. Find the exact values of $\cos(15^\circ)$ and $\tan(15^\circ)$.

22. Find the exact values of $\sin(165^\circ)$ and $\tan(165^\circ)$.

23. If $\sin(\theta) = 0.2$ and $\cos(\theta) > 0$, find $\sin\left(\theta + \frac{\pi}{3}\right)$.

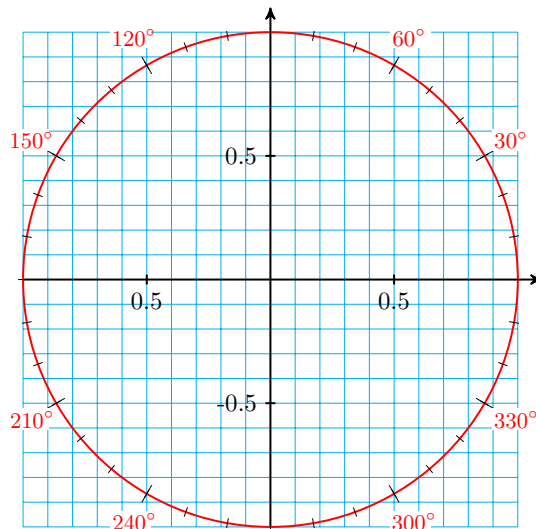
24. If $\cos(\theta) = 0.6$ and $\sin(\theta) < 0$, find $\cos\left(\theta + \frac{3\pi}{4}\right)$.

Exercise Group. For Problems 25–30, use the sum and difference formulas to expand each expression.

25. $\sin(\theta - 270^\circ)$ 26. $\cos(270^\circ + \theta)$ 27. $\cos\left(t + \frac{\pi}{6}\right)$

$$28. \sin\left(t - \frac{2\pi}{3}\right) \quad 29. \tan\left(\beta - \frac{\pi}{6}\right) \quad 30. \tan\left(\phi + \frac{\pi}{4}\right)$$

Exercise Group. For Problems 31–34, use the unit circle to estimate trig values. Then verify with your calculator.



31. Does $\sin(2 \cdot 80^\circ) = 2 \sin(80^\circ)$?
32. Does $\cos(2 \cdot 25^\circ) = 2 \cos(25^\circ)$?
33. Does $\tan(2 \cdot 70^\circ) = 2 \tan(70^\circ)$?
34. Does $\tan(2 \cdot 100^\circ) = 2 \tan(100^\circ)$?

Exercise Group. For Problems 35–38, verify that each statement is true.

35. $\sin(90^\circ) = 2 \sin(45^\circ) \cos(45^\circ)$
36. $\sin(60^\circ) = 2 \sin(30^\circ) \cos(30^\circ)$
37. $\cos(60^\circ) = \cos^2(30^\circ) - \sin^2(30^\circ)$
38. $\tan(60^\circ) = \frac{2 \tan(30^\circ)}{1 - \tan^2(30^\circ)}$

Exercise Group. In Problems 39–42, is the statement true or false? Explain your answer.

39. If $\cos(\alpha) = 0.32$, then $\cos(2\alpha) = 2(0.32) = 0.64$.
40. If $\cos(2\beta) = 0.86$, then $\cos(\beta) = 0.43$, so $\beta = \cos^{-1}(0.43)$.
41. If $\sin(2\theta) = h$, then $\sin(\theta) = \frac{h}{2}$, so $\theta = \sin^{-1}\left(\frac{h}{2}\right)$.
42. If $\cos(\phi) = r$, then $\cos(2\phi) = 2r$.

Exercise Group. For Problems 43–54, use the double angle identities to simplify the expression.

43. $2 \sin(34^\circ) \cos(34^\circ)$
44. $\cos^2\left(\frac{\pi}{10}\right) - \sin^2\left(\frac{\pi}{10}\right)$
45. $1 - 2 \sin^2\left(\frac{\pi}{16}\right)$
46. $2 \cos^2(18^\circ) - 1$

47. $\cos^2(3\theta) - \sin^2(3\theta)$

49. $2 \sin(5t) \cos(5t)$

51. $\frac{2 \tan(64^\circ)}{1 - \tan^2(64^\circ)}$

53. $2 \cos^2(2\beta) - 1$

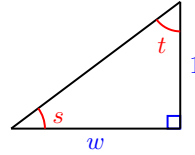
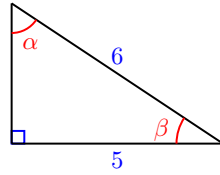
48. $2 \sin(2\alpha) \cos(2\alpha)$

50. $\cos^2(4w) - \sin^2(4w)$

52. $\frac{2 \tan\left(\frac{\pi}{3}\right)}{1 - \tan^2\left(\frac{\pi}{3}\right)}$

54. $1 - 2 \sin^2(6s)$

Exercise Group. For Problems 55–58, use the figures to find the trigonometric ratios.



55.

a $\sin(\alpha)$

c $\tan(\alpha)$

e $\cos(2\alpha)$

b $\cos(\alpha)$

d $\sin(2\alpha)$

f $\tan(2\alpha)$

56.

a $\sin(\beta)$

c $\tan(\beta)$

e $\cos(2\beta)$

b $\cos(\beta)$

d $\sin(2\beta)$

f $\tan(2\beta)$

57.

a $\sin(s)$

c $\tan(s)$

e $\cos(2s)$

b $\cos(s)$

d $\sin(2s)$

f $\tan(2s)$

58.

a $\sin(t)$

c $\tan(t)$

e $\cos(2t)$

b $\cos(t)$

d $\sin(2t)$

f $\tan(2t)$

59. Suppose $\cos(\theta) = \frac{12}{13}$ and $\frac{3\pi}{2} < \theta < 2\pi$. Compute exact values for:

a $\sin(\theta)$

d $\tan(2\theta)$

b $\sin(2\theta)$

c $\cos(2\theta)$

e Sketch the angles θ and 2θ .

60. Suppose $\sin(\phi) = \frac{5}{6}$ and $\frac{\pi}{2} < \phi < \pi$. Compute exact values for:

a $\cos(\phi)$

d $\tan(2\phi)$

b $\sin(2\phi)$

c $\cos(2\phi)$

e Sketch the angles ϕ and 2ϕ .

61. If $\tan(u) = -4$ and $270^\circ < u < 360^\circ$, find exact values for:

a $\tan(2u)$

b $\cos(2u)$

c $\sin(2u)$

62. If $\tan(v) = \frac{2}{3}$ and $180^\circ < v < 270^\circ$, find exact values for:

a $\tan(2v)$

b $\cos(2v)$

c $\sin(2v)$

Exercise Group. For Problems 63–72,

a Use identities to rewrite the equation in terms of a single angle.

b Solve. Give exact solutions between 0 and 2π .

63. $\sin(2\theta) + \sqrt{2}\cos(\theta) = 0$

64. $\sin(2\alpha)\sin(\alpha) = \cos(\alpha)$

65. $\cos(2t) - 5\cos(t) + 3 = 0$

66. $\cos(2x) + 3\sin(x) = 2$

67. $\tan(2\beta) + 2\sin(\beta) = 0$

68. $\tan(2z) - 2\cos(z) = 0$

69. $3\cos(\phi) - \sin\left(\frac{\pi}{2} - \phi\right) = \sqrt{3}$

70. $\sin(w) + \cos\left(\frac{\pi}{2} - w\right) = 1$

71. $\sin(2\phi)\cos(\phi) + \cos(2\phi)\sin(\phi) = 1$

72. $\cos(\theta)\cos(3\theta) + \sin(\theta)\sin(3\theta) = \frac{\sqrt{2}}{2}$

73. Use the sum of angles formulas for sine and cosine to derive a formula for each expression. Then use graphs to verify your formula.

a $\cos(\theta + 90^\circ)$

b $\sin(\theta + 90^\circ)$

74. Use the sum of angles formulas for sine and cosine to derive a formula for each expression. Then use graphs to verify your formula.

a $\cos(\theta + \pi)$

b $\sin(\theta + \pi)$

75. Use the difference of angles formulas for sine and cosine to prove that:

a $\cos\left(\frac{\pi}{2} - \theta\right) = \sin(\theta)$

b $\sin\left(\frac{\pi}{2} - \theta\right) = \cos(\theta)$

76. Use the difference of angles formulas for sine and cosine to derive formulas for:

a $\cos\left(\theta - \frac{\pi}{2}\right)$

b $\sin\left(\theta - \frac{\pi}{2}\right)$

77. Prove the double angle identity $\sin(2\theta) = 2\sin(\theta)\cos(\theta)$. (Hint: Start with the sum of angles formula for sine and replace both α and β by θ .)

78. Prove the double angle identity $\cos(2\theta) = \cos^2(\theta) - \sin^2(\theta)$. (Hint: Start with the sum of angles formula for cosine and replace both α and β by θ .)

Exercise Group. For Problems 79–88,

a Use graphs to decide if the equation is an identity.

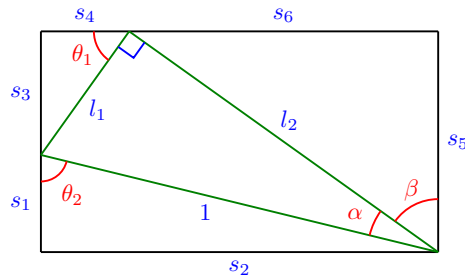
b If the equation is not an identity, find a value of the variable that makes the equation false.

79. $\sin\left(\frac{\pi}{2} + \beta\right) = 1 + \sin(\beta)$

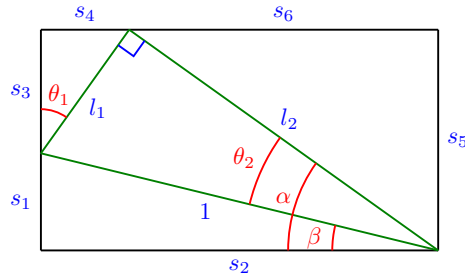
80. $\cos\left(\frac{\pi}{3} - \beta\right) = \cos\left(\beta - \frac{\pi}{3}\right)$
81. $\sin(A + 180^\circ) = -\sin(A)$
82. $\tan(\theta) + \tan(-\theta) = 0$
83. $\cos(4\theta) = 4\cos(\theta)$
84. $\cos\left(\phi + \frac{\pi}{3}\right) = \frac{1}{2} + \cos(\phi)$
85. $\sin\left(x + \frac{\pi}{4}\right) = \frac{\sqrt{2}}{2}(\sin(x) + \cos(x))$
86. $2\cos\left(x - \frac{\pi}{6}\right) = \sin(x) + \sqrt{3}\cos(x)$
87. $\sin\left(x - \frac{\pi}{3}\right) + \cos\left(x + \frac{\pi}{6}\right) = 0$
88. $\cos(2x) = (\cos(x) + \sin(x))(\cos(x) - \sin(x))$

Exercise Group. Problems 89 and 90 verify the addition and subtraction formulas for acute angles.

89. The figure below shows a right triangle inscribed in a rectangle.

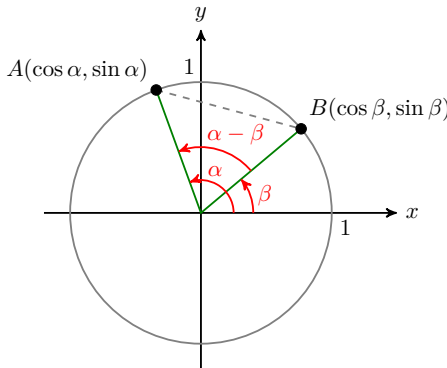


- a Label the legs l_1 and l_2 of the right triangle with their lengths.
- b Explain why $\theta_1 = \beta$ and $\theta_2 = \alpha + \beta$. Label the diagram with these angles.
- c Label the legs s_1 and s_2 of the bottom triangle with their lengths.
- d Label the legs s_3 and s_4 of the top left triangle with their lengths.
- e Label the legs s_5 and s_6 of the top right triangle with their lengths.
- f Use the fact that the opposite sides of a rectangle are equal to state the addition formulas for sine and cosine.
90. The figure below shows a right triangle inscribed in a rectangle.



- a Label the legs l_1 and l_2 of the right triangle with their lengths.
 - b Explain why $\theta_1 = \beta$ and $\theta_2 = \alpha - \beta$. Label the diagram with these angles.
 - c Label the legs s_1 and s_2 of the bottom triangle with their lengths.
 - d Label the legs s_3 and s_4 of the top left triangle with their lengths.
 - e Label the legs s_5 and s_6 of the top right triangle with their lengths.
 - f Use the fact that the opposite sides of a rectangle are equal to state the subtraction formulas for sine and cosine.
91. Follow the steps to prove the difference of angles formula for cosine,

$$\cos(\alpha - \beta) = \cos(\alpha) \cos(\beta) + \sin(\alpha) \sin(\beta)$$



- a Write an expression for $(AB)^2$, the square of the distance between the points A and B , using the Law of Cosines for $\triangle AOB$.
- b Write another expression for $(AB)^2$ using the distance formula and the coordinates of A and B .
- c Equate the two expressions for $(AB)^2$ you obtained in (a) and (b). Simplify the equation to obtain $\cos(\alpha - \beta) = \cos(\alpha) \cos(\beta) + \sin(\alpha) \sin(\beta)$.

8.2 Inverse Trigonometric Functions

We have been using the calculator keys \sin^{-1} , \cos^{-1} , and \tan^{-1} to find approximate values of θ when we know either $\sin \theta$, $\cos \theta$, or $\tan \theta$. For example, if we know that $\cos \theta = 0.3$, then

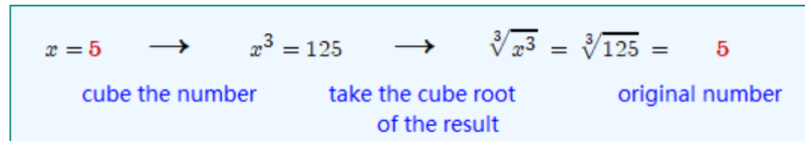
$$\theta = \cos^{-1}(0.3) \approx 1.2661 \text{ radians}$$

In other words, we use the \sin^{-1} , \cos^{-1} , and \tan^{-1} keys to solve trigonometric equations, just as we use square roots to solve quadratic equations. Using one of these keys performs the **inverse operation** for computing a sine, cosine or tangent, just as extracting square roots is the inverse of squaring a number.

Many functions can be described as an operation or as a sequence of operations on the input value, and this leads us to the notion of an inverse function.

Inverse of a Function

Raising a number to the n^{th} power and taking n^{th} roots are an example of inverse operations. For example, if we first cube a number and then take the cube root of the result, we return to the original number.



We say that the two functions $f(x) = x^3$ and $g(x) = \sqrt[3]{x}$ are **inverse functions**. Each of the functions undoes the results of the other function. You can confirm this behavior by consulting the tables of values for the two functions.

| x | $f(x) = x^3$ |
|---------------|---------------|
| -2 | -8 |
| -1 | -1 |
| $\frac{1}{2}$ | $\frac{1}{8}$ |
| 0 | 0 |
| $\frac{1}{2}$ | $\frac{1}{8}$ |
| 1 | 1 |
| 2 | 8 |

| x | $g(x) = \sqrt[3]{x}$ |
|---------------|----------------------|
| -8 | -2 |
| -1 | -1 |
| $\frac{1}{8}$ | $\frac{1}{2}$ |
| 0 | 0 |
| $\frac{1}{8}$ | $\frac{1}{2}$ |
| 1 | 1 |
| 8 | 2 |

Observe that the table of values for $g(x) = \sqrt[3]{x}$ can be obtained from the table for $f(x) = x^3$ by interchanging the values of x and y in each ordered pair. In fact, we can often find a formula for the inverse function by interchanging the input and output variables in the formula for the function, and then solving for the new output variable.

For our example, we start with the formula for the cubing function:

$$\begin{array}{ll}
 y = x^3 & \text{Interchange } x \text{ and } y. \\
 x = y^3 & \text{Solve for } y. \\
 y = \sqrt[3]{x} & \text{A formula for the inverse function.}
 \end{array}$$

We use the notation $f^{-1}(x)$ to denote the inverse function. Thus, we have just shown that the inverse function for $f(x) = x^3$ is $f^{-1}(x) = \sqrt[3]{x}$.

Caution 8.21 The notation $f^{-1}(x)$ does **not** mean $\frac{1}{f(x)}$!

For example, if $f(x) = x^3$, we have $f^{-1}(x) = \sqrt[3]{x}$, but $\frac{1}{f(x)} = \frac{1}{x^3}$, and we know that $\sqrt[3]{x} \neq \frac{1}{x^3}$.

Although it is true that a negative exponent denotes a reciprocal, so that,

for instance, $a^{-2} = \frac{1}{a^2}$, the -1 in $f^{-1}(x)$ is *not* an exponent; this is an entirely new use for the same symbol.

Example 8.22 Let $f(x) = \frac{1}{x-3}$. Find a formula for the inverse function.

Solution. We interchange the variables in the formula for f (that is, in $y = \frac{1}{x-3}$) to get $x = \frac{1}{y-3}$.

Now we solve for y in terms of x by taking the reciprocal of both sides.
 $y - 3 = \frac{1}{x}$, so $y = \frac{1}{x} + 3$.

The formula for the inverse function is $f^{-1}(x) = \frac{1}{x} + 3$. □

Checkpoint 8.23 Let $g(x) = 2x - 6$. Find a formula for the inverse function.

Answer. $g^{-1}(x) = \frac{1}{2}x + 3$

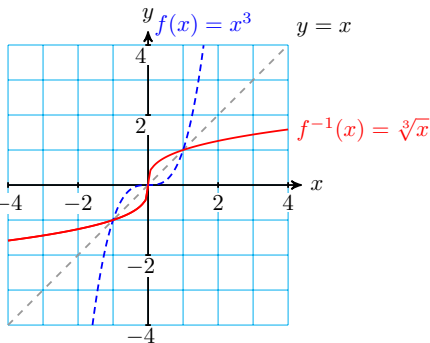
In the examples above, note that $f^{-1}(x) \neq \frac{1}{f(x)}$, and $g^{-1}(x) \neq \frac{1}{g(x)}$.

The Graph of the Inverse

If we graph the function $f(x) = x^3$ and its inverse $f^{-1}(x) = \sqrt[3]{x}$ on the same set of axes, we see that the graphs are related in an interesting way, as shown below.

The graphs are symmetric about the line $y = x$, which means that if we were to place a mirror along the line each graph would be the reflection of the other.

This symmetry occurs because we inter-
 changed the roles of x and y when we defined the inverse function.



Note that, for this example, both graphs pass the vertical line test, so they are both graphs of functions.

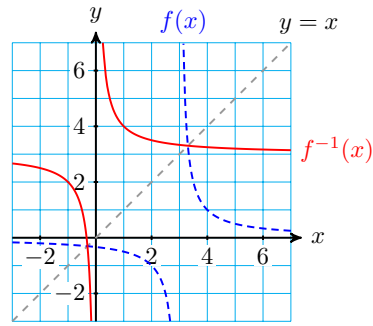
Example 8.24

a Graph the function $f(x) = \frac{1}{x-3}$ and its inverse $f^{-1}(x) = \frac{1}{x} + 3$ on the same grid, and sketch in the line $y = x$ to illustrate the symmetry.

b Find the domain and range of f , and the domain and range of f^{-1} .

Solution.

- a The graph is shown at right. Note that f has a vertical asymptote at $x = 3$, and f^{-1} has a horizontal asymptote at $y = 3$.



- b Note that f is undefined at $x = 3$, and f^{-1} is undefined at $x = 0$. Thus, the domain of f is all real numbers except 3, and the domain of f^{-1} is all real numbers except 0.

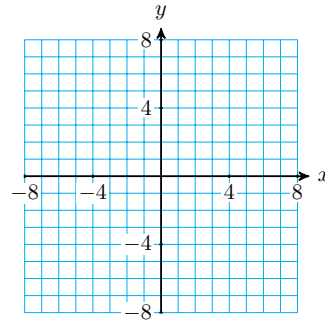
We can find the range of each function by examining its graph:

- f has a horizontal asymptote at $y = 0$, so there is no point on the graph with $y = 0$. Its range is all real numbers except 0.
- Similarly, there is no point on the graph of f^{-1} with $y = 3$, so its range is all real numbers except 3.

□

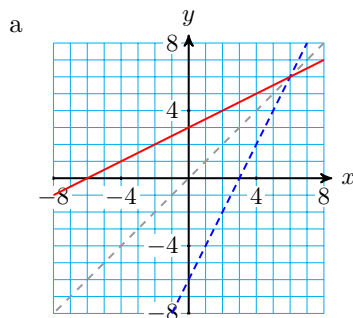
Checkpoint 8.25

- a Graph $g(x) = 2x - 6$ and its inverse function on the grid at right, and sketch in the line $y = x$ to show the symmetry.



- b Find the domain and range of g , and the domain and range of g^{-1} .

Answer.



- b The domain and range of g and g^{-1} each include all real numbers

From the examples above, we see that the domain of f^{-1} is the same as the range of f , and the range of f^{-1} is the same as the domain of f . This should seem reasonable, because we obtain the inverse function by interchanging the values of the input and output variables.

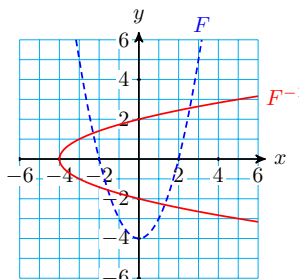
Domain and Range of Inverse Function.

$$\text{Domain } (f) = \text{Range } (f^{-1}) \quad \text{and} \quad \text{Domain } (f^{-1}) = \text{Range } (f)$$

Does Every Function Have an Inverse?

In the Examples above, the inverse of the function turned out to be a function as well. But this is not always the case. Consider the function $F(x) = x^2 - 4$. First we'll find a formula for the inverse. We interchange x and y and solve for y :

$$\begin{aligned} x &= y^2 - 4 \\ y^2 &= x - 4 \\ y &= \pm\sqrt{x - 4} \end{aligned}$$



The graphs of F and its inverse are shown at right. You can see that although F is a function, its inverse is not.

Is there some way to predict whether the inverse of a function will be a function, too? Yes! In order for the inverse to be a function, its graph must pass the vertical line test. (Recall that if a graph passes the vertical line test, there is only one y -value for each value of x .)

Now, we obtain the inverse by interchanging x and y in the formula for a function, so the *inverse* will be a function only if the *original* function passes the *horizontal* line test. A function that passes the horizontal line test is called **one-to-one**.

Horizontal Line Test.

A function passes the **Horizontal Line Test** if every horizontal line intersects the graph at most once. In that case, there is only one x -value for each y -value, and the function is called **one-to-one**.

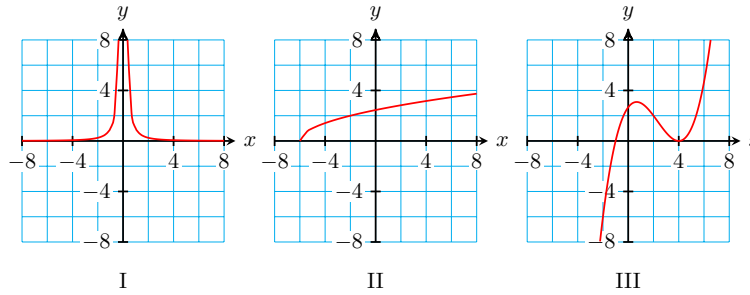
Caution 8.26 It is always the case that we can find the inverse of a function: we just interchange the domain and range values. However, the important question is whether the inverse is also a function. If the inverse is a function, we say that “ f has an **inverse function**.” All of this leads us to the following result.

Inverse Function.

A function f has an **inverse function** if and only if f is one-to-one.

Example 8.27

- a Which of the graphs below represent functions?
- b Which of the functions are one-to-one?
- c Which of these functions have inverse functions?

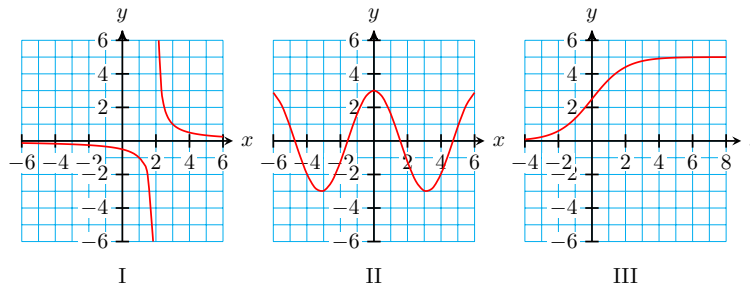


Solution.

- a All three graphs pass the vertical line test, so all three represent functions.
- b Only the function represented by graph II passes the horizontal line test, so it is the only one-to-one function.
- c Only function II is one-to-one, so it is the only function that has an inverse function.

□

Checkpoint 8.28 Which of the functions below are one-to-one?



Answer. I and III

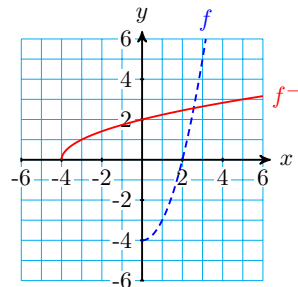
Restricting the Domain: The Inverse Sine Function

Sometimes it is so important that the inverse be a function that we are willing to sacrifice part of the original function to achieve this result.

Look again at the graph of $F(x) = x^2 - 4$. If we use only nonnegative x -values for the domain, we create a new function,

$$f(x) = x^2 - 4, \quad x \geq 0$$

The graph of this new function is shown as a dashed curve in the figure at right.



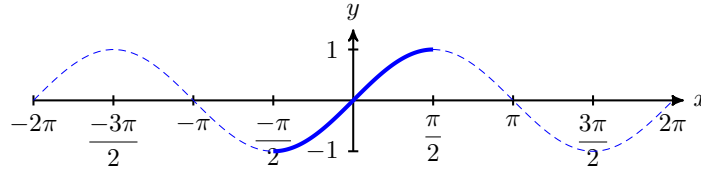
The new function is one-to-one, and its inverse, $f^{-1}(x) = \sqrt{x + 4}$, is also a function. (We could also have used only negative x -values for the domain, or some smaller interval, just as long as the resulting function is one-to-one.)

We say that we have *restricted the domain* of the original function, and we will use this technique to define inverse functions for the trigonometric functions.

The sine function is not one-to-one; there are many angles that have the

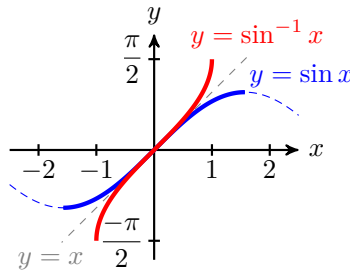
same sine value. In order to define its inverse function, we must restrict the domain of the sine to an interval on which the y -values do not repeat. But there are many candidates for such an interval; which one shall we choose?

It turns out that the most useful interval is found by starting at $x = 0$ and moving as far as we can in either direction until the y -values begin to repeat. By doing so, we obtain the restricted domain $-\frac{\pi}{2} \leq x \leq \frac{\pi}{2}$, as shown below. This piece of the function includes all of the original range values, from -1 to 1 .



Because the sine function is one-to-one on this domain, its inverse is a function.

The graph of the inverse sine function, $y = \sin^{-1}(x)$, is shown below. Its domain is the same as the range of the sine function, namely $-1 \leq x \leq 1$, and its range is our restricted domain for sine, $-\frac{\pi}{2} \leq y \leq \frac{\pi}{2}$.



Definition 8.29 The inverse sine function. The function $f(x) = \sin^{-1}(x)$ is defined as follows:

$$\sin^{-1}(x) = \theta \quad \text{if and only if} \quad \sin(\theta) = x \quad \text{and} \quad -\frac{\pi}{2} \leq \theta \leq \frac{\pi}{2}$$

◇

In other words, $\sin^{-1}(x)$ is the angle in radians, *between* $-\frac{\pi}{2}$ *and* $\frac{\pi}{2}$, whose sine is x . There are many angles with a given sine value x , but only one of these angles can be $\sin^{-1}(x)$. This is why the calculator's \sin^{-1} key only gives outputs between $-\frac{\pi}{2}$ and $\frac{\pi}{2}$.

- If $x = \sin(\theta)$ is positive, the inverse sine function delivers a first quadrant angle, $0 \leq \theta \leq \frac{\pi}{2}$.
- If $x = \sin(\theta)$ is negative, the inverse sine function delivers a fourth quadrant angle, $-\frac{\pi}{2} \leq \theta \leq 0$.

Example 8.30 Simplify each expression without using a calculator.

a $\sin^{-1}\left(\frac{-\sqrt{3}}{2}\right)$ b $\sin^{-1}(\sin(\pi))$

Solution.

- a We know that $\sin^{-1}\left(\frac{-\sqrt{3}}{2}\right)$ is an angle whose sine is $\frac{-\sqrt{3}}{2}$, and that $\frac{-\pi}{2} \leq \theta \leq \frac{\pi}{2}$. Because $\sin(\theta)$ is negative, we must find an angle in the fourth quadrant, and because $\sin\left(\frac{\pi}{3}\right) = \frac{\sqrt{3}}{2}$, the reference angle for θ is $\frac{\pi}{3}$. Thus, the angle we want is $\theta = \frac{-\pi}{3}$, and $\sin^{-1}\left(\frac{-\sqrt{3}}{2}\right) = \frac{-\pi}{3}$.
- b First note that $\sin^{-1}(\sin(\pi)) \neq \pi$! We start by simplifying the expression inside parentheses: **$\sin(\pi) = 0$** , so $\sin^{-1}(\sin(\pi)) = \sin^{-1}(0)$. We want an angle whose sine is 0, and which lies in the interval $\frac{-\pi}{2} \leq \theta \leq \frac{\pi}{2}$. This angle is 0, so $\sin^{-1}(\sin(\pi)) = 0$. (It is also true that $\sin(\pi) = 0$, but π is not in the interval $\frac{-\pi}{2} \leq \theta \leq \frac{\pi}{2}$.)

□

Checkpoint 8.31 Simplify each expression without using a calculator.

a $\sin^{-1}\left[\sin\left(\frac{\pi}{3}\right)\right]$

b $\sin^{-1}\left[\sin\left(\frac{2\pi}{3}\right)\right]$

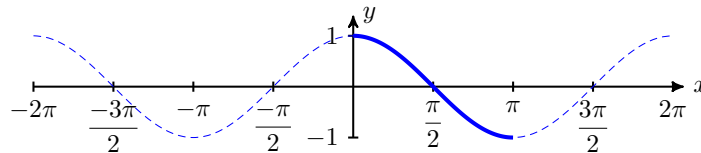
Answer.

a $\frac{\pi}{3}$

b $\frac{\pi}{3}$

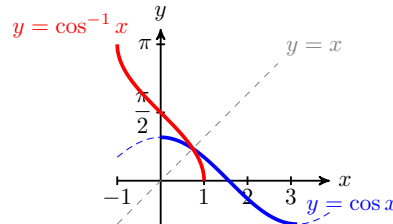
The Inverse Cosine and Inverse Tangent Functions

The cosine and tangent functions are also periodic, so, just as with the sine function, to define their inverse functions we must restrict their domains to intervals where they are one-to-one. The graph of cosine is shown below.



Once again the choice of these intervals is arbitrary. If we start at $\theta = 0$ on the cosine graph, we can move in only one direction, either right or left, without encountering repeated y -values.

We choose to move in the positive direction, to obtain the interval $0 \leq \theta \leq \pi$, as shown above. On this domain, the inverse of cosine is a function. Its graph is shown below.



Definition 8.32 The inverse cosine function. The function $f(x) = \cos^{-1}(x)$ is defined as follows:

$$\cos^{-1}(x) = \theta \quad \text{if and only if} \quad \cos(\theta) = x \quad \text{and} \quad 0 \leq \theta \leq \pi$$

◇

The range of the inverse cosine function is $0 \leq y \leq \pi$, so it delivers angles in the first and second quadrants. (Compare to the inverse sine, whose outputs are angles in the first or fourth quadrants.)

Example 8.33 Simplify each expression without using a calculator.

$$\text{a } \cos^{-1}\left(\frac{-\sqrt{3}}{2}\right) \qquad \text{b } \cos^{-1}\left[\cos\left(\frac{7\pi}{4}\right)\right]$$

Solution.

a The expression $\cos^{-1}\left(\frac{-\sqrt{3}}{2}\right)$ represents an angle in the second quadrant whose cosine is $\frac{-\sqrt{3}}{2}$. Because $\cos\left(\frac{\pi}{6}\right) = \frac{\sqrt{3}}{2}$, the reference angle for θ is $\frac{\pi}{6}$. The angle in the second quadrant with this reference angle is $\theta = \frac{5\pi}{6}$, so $\cos^{-1}\left(\frac{-\sqrt{3}}{2}\right) = \frac{5\pi}{6}$.

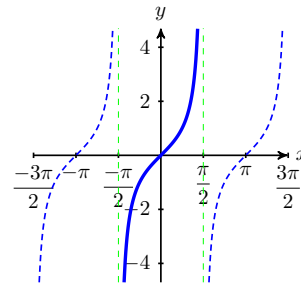
b Because $\cos\left(\frac{7\pi}{4}\right)$ is positive, the angle $\cos^{-1}\left[\cos\left(\frac{7\pi}{4}\right)\right]$ is a first quadrant angle whose cosine is the same as $\cos\left(\frac{7\pi}{4}\right)$. This angle is $\frac{\pi}{4}$, so $\cos^{-1}\left[\cos\left(\frac{7\pi}{4}\right)\right] = \frac{\pi}{4}$.

□

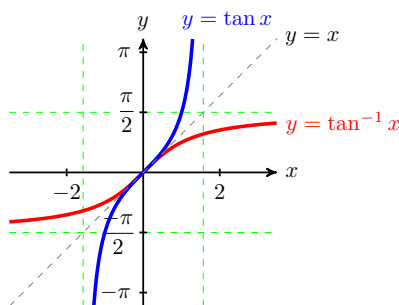
Checkpoint 8.34 Simplify $\cos^{-1}(-1)$ without using a calculator.

Answer. π

Finally, consider the graph of the tangent function. To choose a convenient interval on which the tangent is one-to-one, we start at $x = 0$ and move as far as we can in either direction along the x -axis. In this way we obtain one cycle of the graph, on the interval $-\frac{\pi}{2} < \theta < \frac{\pi}{2}$, as shown at right.



The range of the tangent on that interval includes all real numbers. Consequently, the domain of the inverse tangent function includes all real numbers, and its range is the interval $-\frac{\pi}{2} < y < \frac{\pi}{2}$. The graph of the inverse tangent function is shown below. Its outputs are angles in the first and fourth quadrants.



Definition 8.35 **The inverse tangent function.** The function $f(x) = \tan^{-1}(x)$ is defined as follows:

$$\tan^{-1}(x) = \theta \quad \text{if and only if} \quad \tan(\theta) = x \quad \text{and} \quad -\frac{\pi}{2} < \theta < \frac{\pi}{2}$$

◇

Example 8.36 Simplify each expression without using a calculator.

a $\tan^{-1}(-\sqrt{3})$

b $\tan^{-1}\left[\tan\left(\frac{7\pi}{4}\right)\right]$

Solution.

a The expression $\tan^{-1}(-\sqrt{3})$ represents an angle between $-\frac{\pi}{2}$ and $\frac{\pi}{2}$ whose tangent is $-\sqrt{3}$. Now, $\tan\left(\frac{\pi}{3}\right) = \sqrt{3}$, and $\tan(-\theta) = -\tan(\theta)$, so $\tan\left(\frac{-\pi}{3}\right) = \frac{-\pi}{3} - \sqrt{3}$. Thus, $\tan^{-1}(-\sqrt{3}) = \frac{-\pi}{3}$.

b Because $\frac{7\pi}{4}$ is in the fourth quadrant, $\tan\left(\frac{7\pi}{4}\right)$ is negative. The angle $\tan^{-1}\left[\tan\left(\frac{7\pi}{4}\right)\right]$ is also in the fourth quadrant, but it must be between $-\frac{\pi}{2}$ and 0. The angle $\frac{-\pi}{4}$ is coterminal with $\frac{7\pi}{4}$, so $\tan^{-1}\left[\tan\left(\frac{7\pi}{4}\right)\right] = \frac{-\pi}{4}$.

□

Checkpoint 8.37 Simplify $\tan^{-1}(-1)$ without using a calculator.

Answer. $\frac{-\pi}{4}$

Caution 8.38 In the Examples above, perhaps you noticed that $\sin(\sin^{-1}(x)) = x$ for any value of x in the domain of the inverse sine. In other words, if we find the inverse sine of a number between -1 and 1 , and then take the sine of the resulting angle, we get the original number back again. The same is true for the cosine and tangent, so that $\cos(\cos^{-1}(x)) = x$ and $\tan(\tan^{-1}(x)) = x$.

However, if we apply the functions in the opposite order, we may not get

back the original number. For example,

$$\sin^{-1} \left[\sin \left(\frac{3\pi}{4} \right) \right] = \sin^{-1} \left(\frac{-1}{\sqrt{2}} \right) = \frac{\pi}{4}$$

This inequality occurs because the inverse sine function returns just one of the many angles whose sine is $\frac{-1}{\sqrt{2}}$, and that angle may not be the angle we started with.

We summarize the content of the Caution above as follows.

Inverse Trigonometric Functions.

$$\sin \left(\sin^{-1}(x) \right) = x \quad \text{for } -1 \leq x \leq 1$$

$$\cos \left(\cos^{-1}(x) \right) = x \quad \text{for } -1 \leq x \leq 1$$

$$\tan \left(\tan^{-1}(x) \right) = x \quad \text{for all } x$$

However,

$$\sin^{-1} \left(\sin(x) \right) \quad \text{may not be equal to } x$$

$$\cos^{-1} \left(\cos(x) \right) \quad \text{may not be equal to } x$$

$$\tan^{-1} \left(\tan(x) \right) \quad \text{may not be equal to } x$$

Modeling with Inverse Functions

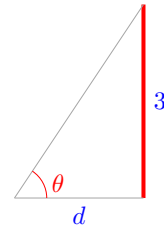
The inverse trig functions are used to model situations in which an angle is described in terms of one of its trigonometric ratios.

Example 8.39 The bottom of a 3-meter tall tapestry on a chateau wall is at your eye level. The angle θ subtended vertically by the tapestry changes as you approach the wall.

- a Express your distance from the wall, d , as a function of θ .
- b Express θ as a function of d .

Solution.

- We draw a sketch of the triangle formed by the tapestry and the lines of sight to its bottom and top, as shown at right. From the triangle we see
- a that $\tan(\theta) = \frac{3}{d}$, so $d = \frac{3}{\tan(\theta)}$.

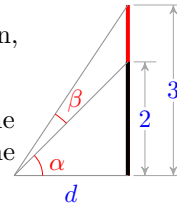


- b Because $\tan(\theta) = \frac{3}{d}$, $\theta = \tan^{-1} \left(\frac{3}{d} \right)$.

□

Checkpoint 8.40 The tapestry from the previous example includes a 2-meter tall unicorn with its feet at the bottom of the tapestry.

- a Express α , the angle subtended vertically by the unicorn, as a function of d , your distance to the tapestry.
- b Express β , the angle subtended by the portion of the tapestry above the unicorn, as a function of d . (See the figure at right).

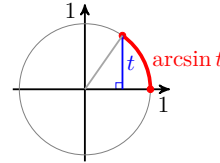


Answer.

$$\text{a } \alpha = \tan^{-1} \left(\frac{2}{d} \right) \qquad \text{b } \beta = \tan^{-1} \left(\frac{3}{d} \right) - \tan^{-1} \left(\frac{2}{d} \right)$$

Alternate Notations

The inverse sine function, $\sin^{-1}(x)$, is also called the **arcsine** function and denoted by **arcsin** (x). (This terminology reminds us that the output of the inverse sine function is an angle, or the arc on a unit circle determined by that angle, as shown at right.)



Similarly, the inverse cosine function is sometimes denoted by **arccos** (x), and the inverse tangent function by **arctan** (x). Some computer programs use the notation **asin** (x), **acos** (x), and **atan** (x).

Example 8.41 Simplify each expression.

$$\text{a } \cos \left[\arccos \left(\frac{1}{3} \right) \right] \qquad \text{b } \arcsin \left[\sin \left(\frac{3\pi}{2} \right) \right]$$

Solution.

- a Keep in mind that $\arccos \left(\frac{1}{3} \right)$ is an angle. We'll call it θ , so that $\theta = \arccos \left(\frac{1}{3} \right)$, and hence $\cos(\theta) = \frac{1}{3}$. Then substituting θ for $\arccos \left(\frac{1}{3} \right)$ in the original expression gives us

$$\cos \left[\arccos \left(\frac{1}{3} \right) \right] = \cos(\theta) = \frac{1}{3}$$

- b We start inside the parentheses: $\sin \left(\frac{3\pi}{2} \right) = -1$. So $\arcsin \left[\sin \left(\frac{3\pi}{2} \right) \right] = \arcsin(-1)$. Now $\arcsin(-1)$ is the angle between $\frac{-\pi}{2}$ and 0 whose sine is -1 , and that angle is $\frac{-\pi}{2}$. Thus, $\arcsin \left[\sin \left(\frac{3\pi}{2} \right) \right] = \frac{-\pi}{2}$

□

Checkpoint 8.42 Simplify each expression.

$$\text{a } \tan \left[\arctan \left(\frac{-5}{2} \right) \right] \qquad \text{b } \arctan \left[\tan \left(\frac{-5\pi}{6} \right) \right]$$

Answer.

$$\text{a } \frac{-5}{2} \qquad \text{b } \frac{\pi}{6}$$

Simplifying Expressions

The key to simplifying expressions involving inverse trigonometric functions is to remember that the inverse sine, cosine, or tangent of a number can be treated as an angle. If we assign a name such as θ or ϕ to the inverse trig value, it can often clarify the computations.

Example 8.43 Evaluate $\sin \left[\cos^{-1} \left(\frac{3}{5} \right) \right]$.

Solution. Let θ represent the angle $\cos^{-1} \frac{3}{5}$, so that $\theta = \cos^{-1} \left(\frac{3}{5} \right)$, and consequently $\cos(\theta) = \frac{3}{5}$. Then $\sin \left[\cos^{-1} \left(\frac{3}{5} \right) \right]$ simplifies to $\sin(\theta)$, and we know that $\cos(\theta) = \frac{3}{5}$. If we know one of the trigonometric ratios of an angle, we can find all the others, either by using a diagram or by using identities. In this case we'll use the Pythagorean identity, $\sin^2(\theta) + \cos^2(\theta) = 1$. We have

$$\sin^2(\theta) + \left(\frac{3}{5} \right)^2 = 1$$

and solving for $\sin(\theta)$ gives us $\sin(\theta) = \frac{\pm 4}{5}$. But $\theta = \cos^{-1} \left(\frac{3}{5} \right)$ is a first quadrant angle, so its sine is positive. Thus, $\sin \left[\cos^{-1} \left(\frac{3}{5} \right) \right] = \frac{4}{5}$. \square

Checkpoint 8.44 Evaluate $\cos \left[\tan^{-1} \left(\frac{2}{3} \right) \right]$.

Answer. $\frac{3}{\sqrt{13}}$

We can verify the results of the previous example using a calculator, but the same technique can be applied to simplify similar expressions involving variables.

Example 8.45 Simplify $\tan[\sin^{-1}(x)]$, assuming that $0 \leq x \leq 1$.

Solution. Let $\theta = \sin^{-1}(x)$, so that $\sin(\theta) = x$, and we can rewrite the expression $\tan[\sin^{-1}(x)]$ as $\tan(\theta)$. Now we use identities to write $\tan(\theta)$ in terms of x . First, from the Pythagorean identity we know that

$$\cos(\theta) = \sqrt{1 - \sin^2(\theta)} = \sqrt{1 - x^2}$$

and then

$$\tan(\theta) = \frac{\sin(\theta)}{\cos(\theta)} = \frac{x}{\sqrt{1 - x^2}}$$

\square

Checkpoint 8.46 Simplify $\sin[\tan^{-1}(z)]$, assuming that $z \geq 0$.

Answer. $\frac{z}{\sqrt{1 + z^2}}$

Review the following skills you will need for this section.

Algebra Refresher 8.4

- a Find a formula for the inverse function.
- b State the domain and range of the inverse function.
- c Graph the function and its inverse on the same grid.

1 $f(x) = \frac{1}{2}x - 4$

4 $G(x) = \frac{1}{x+5}$

2 $g(x) = 3x + 6$

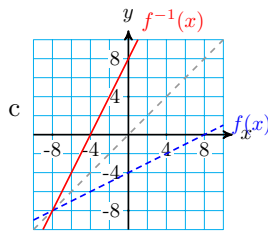
5 $h(x) = \sqrt{x+2}$

3 $F(x) = 2 + \frac{1}{x}$

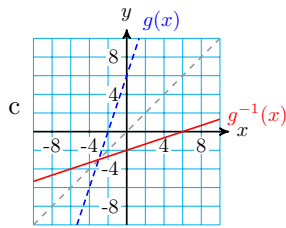
6 $H(x) = 3 + \sqrt[3]{x}$

Algebra Refresher Answers

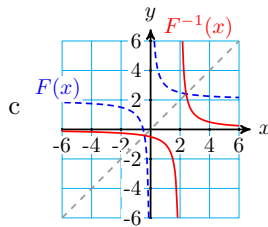
- 1 a $f^{-1}(x) = 2x + 8$
 b Dom: $(-\infty, \infty)$ Rge: $(-\infty, \infty)$



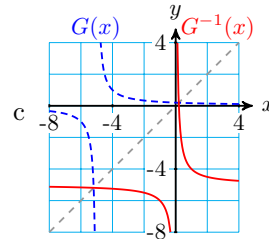
- 2 a $g^{-1}(x) = \frac{1}{3}x - 2$
 b Dom: $(-\infty, \infty)$ Rge: $(-\infty, \infty)$



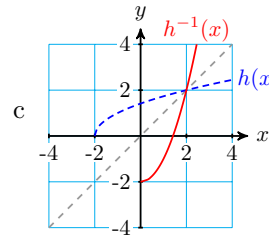
- 3 a $F^{-1}(x) = \frac{1}{x-2}$
 b Dom: $x \neq 0$ Rge: $y \neq 2$



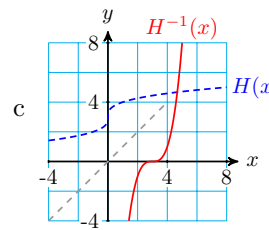
- 4 a $G^{-1}(x) = \frac{1}{x} - 5$
 b Dom: $x \neq -5$ Rge: $y \neq 0$



- 5 a $h^{-1}(x) = x^2 - 2$
 b Dom: $x \geq 0$ Rge: $y \geq -2$



- 6 a $H^{-1}(x) = (x-3)^3$
 b Dom: $(-\infty, \infty)$ Rge: $(-\infty, \infty)$



Section 8.2 Summary

Vocabulary

- Inverse function
- One-to-one
- Subtend

Concepts

- 1 Using one of the calculator keys \sin^{-1} , \cos^{-1} , or \tan^{-1} performs the inverse operation for computing a sine, cosine or tangent.
- 2 Two functions are called inverse functions if each "undoes" the results of the other function.
- 3 If $y = f(x)$ is a function, we can often find a formula for the inverse function by interchanging x and y in the formula for the function, and then solving for y .
- 4 The graphs of $y = f(x)$ and $y = f^{-1}(x)$ are symmetric about the line $y = x$.
- 5 The domain of f^{-1} is the same as the range of f , and the range of f^{-1} is the same as the domain of f .

6

Horizontal Line Test.

A function passes the **Horizontal Line Test** if every horizontal line intersects the graph at most once. In that case, there is only one x -value for each y -value, and the function is called **one-to-one**.

- 7 A function f has an inverse function if and only if f is one-to-one.

8

Definitions of the inverse trig functions.

$$\sin^{-1}(x) = \theta \quad \text{if and only if} \quad \sin(\theta) = x \quad \text{and} \quad \frac{-\pi}{2} \leq \theta \leq \frac{\pi}{2}$$

$$\cos^{-1}(x) = \theta \quad \text{if and only if} \quad \cos(\theta) = x \quad \text{and} \quad 0 \leq \theta \leq \pi$$

$$\tan^{-1}(x) = \theta \quad \text{if and only if} \quad \tan(\theta) = x \quad \text{and} \quad \frac{-\pi}{2} < \theta < \frac{\pi}{2}$$

9

Inverse Trigonometric Functions.

$$\sin(\sin^{-1}(x)) = x \quad \text{for} \quad -1 \leq x \leq 1$$

$$\cos(\cos^{-1}(x)) = x \quad \text{for} \quad -1 \leq x \leq 1$$

$$\tan(\tan^{-1}(x)) = x \quad \text{for all } x$$

However,

$$\sin^{-1}(\sin(x)) \quad \text{may not be equal to } x$$

$$\cos^{-1}(\cos(x)) \text{ may not be equal to } x$$

$$\tan^{-1}(\tan(x)) \text{ may not be equal to } x$$

- 10 The inverse sine function is also called the arcsine function and denoted by $\arcsin(x)$. Similarly, the inverse cosine function is sometimes denoted by $\arccos(x)$, and the inverse tangent function by $\arctan(x)$.
- 11 When simplifying expressions involving inverse trigonometric functions, it can often clarify the computations if we assign a name such as θ or ϕ to the inverse trig value.

Study Questions

- 1 Here is a table of values defining a function f . Make a table of values for f^{-1} .

| | | | | | |
|--------|----|----|---|---|----|
| x | -3 | -2 | 0 | 1 | 4 |
| $f(x)$ | 6 | 3 | 1 | 0 | -1 |

- 2 What does it mean for a function to be one-to-one? Give an example.
- 3 Why do we restrict the domains of the trig functions when we define their inverse functions?
- 4 Which of the following expressions is undefined? Why?

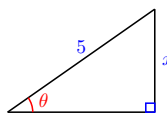
a $\cos^{-1}(0)$

b $\arctan(-2)$

c $\arcsin(-2)$

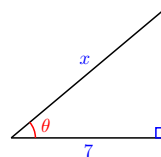
- 5 a Write x as a function of θ .

- b Write θ as a function of x .



- 6 a Write x as a function of θ .

- b Write θ as a function of x .



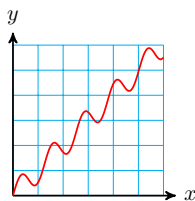
Skills

- 1 Decide whether a function has an inverse function #1-8
- 2 Evaluate the inverse trig functions #9-20
- 3 Model problems with inverse trig functions #21-24
- 4 Solve formulas #25-30
- 5 Simplify expressions involving the inverse trig functions #31-42, 51-68
- 6 Graph the inverse trig functions #43-50, 69 and 70

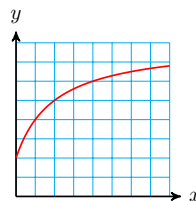
Homework 8-2

Exercise Group. In Problems 1–4, which functions have an inverse function? Explain your answer.

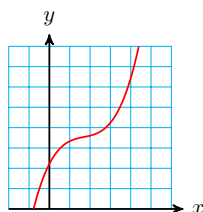
1.



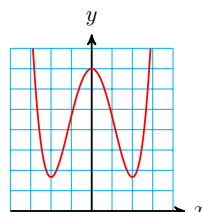
2.



3.



4.



Exercise Group. For Problems 5–8, graph the function and decide if it has an inverse function.

5. $f(x) = \sin(2x) - \cos(x)$

6. $g(x) = 4e^{-(x/4)^2}$

7. $G(x) = \sqrt{25 - x^2}$

8. $F(x) = \ln(x^3 + 8)$

Exercise Group. For Problems 9–14, use a calculator to evaluate. Round your answers to the nearest tenth of a degree.

9. $\sin^{-1}(0.2838)$

10. $\tan^{-1}(4.8972)$

11. $\cos^{-1}(0.6894)$

12. $\arccos(-0.8134)$

13. $\arctan(-1.2765)$

14. $\arcsin(-0.7493)$

Exercise Group. For Problems 15–20, give exact values in radians.

15. $\cos^{-1}\left(\frac{-1}{\sqrt{2}}\right)$

16. $\tan^{-1}(-1)$

17. $\sin^{-1}\left(\frac{-1}{2}\right)$

18. $\arccos\left(\frac{\sqrt{3}}{2}\right)$

19. $\arctan\left(\frac{1}{\sqrt{3}}\right)$

20. $\arcsin(-1)$

Exercise Group. For Problems 21–26, sketch a figure to help you model each problem.

21. Delbert is watching the launch of a satellite at Cape Canaveral. The viewing area is 500 yards from the launch site. The angle of elevation, θ , of Delbert's line of sight increases as the booster rocket rises.

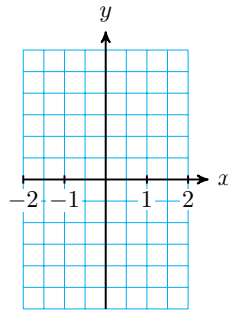
a Write a formula for the height, h , of the rocket as a function of θ .

b Write a formula for θ as a function of h .

c Evaluate the formula in part (b) for $h = 1000$, and interpret the result.

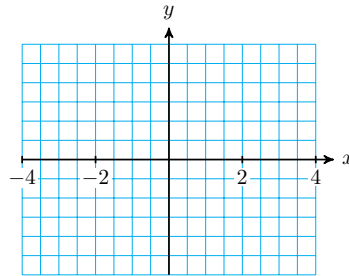
- 22.** Francine's house lies under the flight path from the city airport, and commercial airliners pass overhead at an altitude of 35,000 feet. As Francine watches an airplane recede, its angle of elevation, θ , decreases.
- Write a formula for the horizontal distance, d , to the airplane as a function of θ .
 - Write a formula for θ as a function of d .
 - Evaluate the formula in part (b) for $d = 20,000$, and interpret the result.
- 23.** While driving along the interstate, you approach an enormous 50-foot-wide billboard that sits just beside the road. Your viewing angle, θ , increases as you get closer to the billboard.
- Write a formula for your distance, d , from the billboard as a function of θ .
 - Write a formula for θ as a function of d .
 - Evaluate the formula in part (b) for $d = 200$, and interpret the result.
- 24.** Emma is walking along the bank of a straight river toward a 20-meter long bridge over the river. Let θ be the angle subtended horizontally by Emma's view of the bridge.
- Write a formula for Emma's distance from the bridge, d , as a function of θ .
 - Write a formula for θ as a function of d .
 - Evaluate the formula in part (b) for $d = 500$, and interpret the result.
- 25.** Martin is viewing a 4-meter tall painting whose base is 1 meter above his eye level.
- Write a formula for α , the angle subtended from Martin's eye level to the bottom of the painting, when he stands x meters from the wall.
 - Write a formula for β , the angle subtended by the painting, in terms of x .
 - Evaluate the formula in part (b) for $x = 5$, and interpret the result.
- 26.** A 5-foot mirror is positioned so that its bottom is 1.5 feet below Jane's eye level.
- Write a formula for α , the angle subtended by the section of mirror below Jane's eye level, when she stands x feet from the mirror.
 - Write a formula for θ , the angle subtended by the entire mirror, in terms of x .
 - Evaluate the formula in part (b) for $x = 10$, and interpret the result.

Exercise Group. For Problems 27–32, solve the formula for the given



47.

| | | | | | | | |
|----------------|-------------|------|-----------------------|-----|----------------------|-----|------------|
| x | $-\sqrt{3}$ | -1 | $-\frac{1}{\sqrt{3}}$ | 0 | $\frac{1}{\sqrt{3}}$ | 1 | $\sqrt{3}$ |
| $\tan^{-1}(x)$ | | | | | | | |



48. Use a graphing calculator to answer each of the following questions. Then explain the results.

a Does $\cos^{-1}(x) = \frac{1}{\cos(x)}$?

b Does $\sin^{-1}(x) = \frac{1}{\sin(x)}$?

c Does $\tan^{-1}(x) = \frac{1}{\tan(x)}$?

49.

a Sketch a graph of $y = \cos^{-1}(x)$, and label the scales on the axes.

b Use transformations to sketch graphs of $y = 2 \cos^{-1}(x)$ and $y = \cos^{-1}(2x)$.

c Does $2 \cos^{-1}(x) = \cos^{-1}(2x)$?

50.

a Sketch a graph of $y = \sin^{-1}(x)$, and label the scales on the axes.

b Use transformations to sketch graphs of $y = \frac{1}{2} \sin^{-1}(x)$ and $y = \cos^{-1}\left(\frac{1}{2}x\right)$.

c Does $\frac{1}{2} \sin^{-1}(x) = \cos^{-1}\left(\frac{1}{2}x\right)$?

51.

a Sketch a graph of $y = \tan^{-1}(x)$, and label the scales on the axes.

b Use technology to graph $y = \frac{\sin^{-1}(x)}{\cos^{-1}(x)}$ on a suitable domain.

c Does $\tan^{-1}(x) = \frac{\sin^{-1}(x)}{\cos^{-1}(x)}$?

52.

a Use technology to graph $y = \sqrt[3]{x}$ and $\tan^{-1}(x)$ for $-10 \leq x \leq 10$.

b Describe the similarities and differences in the two graphs.

Exercise Group. Use the identities from Section 8.1 to help you find exact values for the expressions in Problems 53–58.

53. $\sin(2 \tan^{-1}(4))$

54. $\cos \left[2 \sin^{-1} \left(\frac{5}{13} \right) \right]$

55. $\tan \left[2 \cos^{-1} \left(\frac{3}{4} \right) \right]$

56. $\sin \left[2 \cos^{-1} \left(\frac{-4}{5} \right) \right]$

57. $\tan \left[2 \sin^{-1} \left(\frac{1}{3} \right) \right]$

58. $\cos \left[2 \tan^{-1} \left(\frac{3}{2} \right) \right]$

59. Let $\alpha = \cos^{-1} \left(\frac{-4}{5} \right)$, $\beta = \sin^{-1} \left(\frac{5}{13} \right)$. Find exact values for the following.

a $\cos(\alpha + \beta)$ b $\sin(\alpha + \beta)$ c $\cos(\alpha - \beta)$ d $\sin(\alpha - \beta)$

60. Let $\alpha = \sin^{-1} \left(\frac{-15}{17} \right)$, $\beta = \tan^{-1} \left(\frac{4}{3} \right)$. Find exact values for the following.

a $\cos(\alpha + \beta)$ b $\sin(\alpha + \beta)$ c $\cos(\alpha - \beta)$ d $\sin(\alpha - \beta)$

61. Find an exact value for $\sin \left[\tan^{-1} \left(\frac{3}{4} \right) - \sin^{-1} \left(\frac{-4}{5} \right) \right]$.

62. Find an exact value for $\cos \left[\tan^{-1} \left(\frac{5}{12} \right) + \sin^{-1} \left(\frac{-3}{5} \right) \right]$.

63. Express in terms of x without trigonometric functions.

a $\sin(2 \tan^{-1}(x))$ b $\cos(2 \sin^{-1}(x))$

64. Express in terms of w without trigonometric functions.

a $\sin(2 \cos^{-1}(w))$ b $\cos(2 \tan^{-1}(w))$

65. If $x = 5 \sin(\theta)$, $0^\circ < \theta < 90^\circ$, express $\sin(2\theta)$ and $\cos(2\theta)$ in terms of x .

66. If $x - 1 = 2 \cos(\theta)$, $0^\circ < \theta < 90^\circ$, express $\sin(2\theta)$ and $\cos(2\theta)$ in terms of x .

67. If $x = 3 \tan(\theta)$, write $\theta + \frac{1}{4} \sin(2\theta)$ in terms of x .

68. If $x = 5 \cos(\theta)$, write $\frac{\theta}{2} - \cos(2\theta)$ in terms of x .

69.

a For what values of x is the function $f(x) = \sin(\arcsin(x))$ defined?

- b Is $\sin(\arcsin(x)) = x$ for all x where it is defined? If not, for what values of x is the equation false?
- c For what values of x is the function $g(x) = \arcsin(\sin(x))$ defined?
- d Is $\arcsin(\sin(x)) = x$ for all x where it is defined? If not, for what values of x is the equation false?

70.

- a For what values of x is the function $f(x) = \cos(\arccos(x))$ defined?
- b Is $\cos(\arccos(x)) = x$ for all x where it is defined? If not, for what values of x is the equation false?
- c For what values of x is the function $g(x) = \arccos(\cos(x))$ defined?
- d Is $\arccos(\cos(x)) = x$ for all x where it is defined? If not, for what values of x is the equation false?

71. Use your calculator to graph $y = \sin^{-1}(x) + \cos^{-1}(x)$.

- a State the domain and range of the graph.
- b Explain why the graph looks as it does.

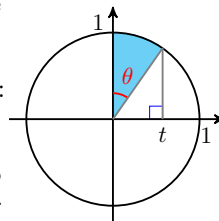
72. Use your calculator to graph $y = \tan^{-1}(x) + \tan^{-1}\left(\frac{1}{x}\right)$.

- a State the domain and range of the graph.
- b Explain why the graph looks as it does.

Exercise Group. In Problems 73–74, we find a formula for the area under part of a semicircle.

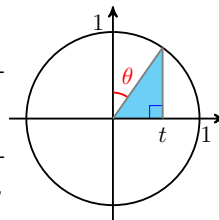
73. Use the figure of a unit circle to answer the following.

- a Write an expression for the area of the shaded sector in terms of θ .
- b How are θ and t related in the figure? (Hint: Write an expression for $\sin(\theta)$.)
- c Combine your answers to (a) and (b) to write an expression for the area of the sector in terms of t .



74. Use the figure of a unit circle to answer the following.

- a Write an expression for the height of the shaded triangle in terms of t . (Hint: Use the Pythagorean theorem.)
- b Write an expression for the area of the triangle in terms of t .
- c Combine your answers to (b) and to Problem 73 to write an expression for the area bounded above by the upper semicircle, below by the x -axis, on the left by the y -axis, and on the right by $x = t$, when $0 \leq t \leq 1$.



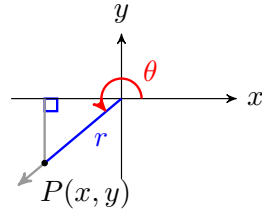
8.3 The Reciprocal Functions

Three More Functions

The three basic trigonometric functions occur so often as the denominator of a fraction that it is convenient to give names to their reciprocals. We define three new trigonometric functions as follows.

Definition 8.47 Three More Functions. If θ is an angle in standard position, and $P(x, y)$ is a point on the terminal side, then we define the following functions.

$$\begin{aligned} \text{The secant :} & \quad \sec(\theta) = \frac{r}{x} \\ \text{The cosecant :} & \quad \csc(\theta) = \frac{r}{y} \\ \text{The cotangent :} & \quad \cot(\theta) = \frac{x}{y} \end{aligned}$$



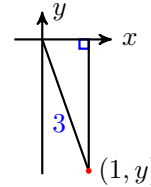
◇

We can find exact values for all six trig functions at a given angle if we know the value of any one of them.

Example 8.48 If $\sec(\theta) = 3$, and $-\frac{\pi}{2} \leq \theta \leq 0$, find exact values for the other five trig functions.

Solution.

Because $-\frac{\pi}{2} \leq \theta \leq 0$, we draw a reference triangle in the fourth quadrant, as shown at right. Because $\sec(\theta) = 3 = \frac{3}{1}$, we label the horizontal leg with $x = 1$ and the hypotenuse with $r = 3$.



From the Pythagorean theorem, we find $y = -\sqrt{8} = -2\sqrt{2}$. We can now compute the values of the six trigonometric ratios.

$$\begin{aligned} \cos(\theta) &= \frac{x}{r} = \frac{1}{3} & \sec(\theta) &= \frac{r}{x} = \frac{3}{1} = 3 \\ \sin(\theta) &= \frac{y}{r} = \frac{-2\sqrt{2}}{3} & \csc(\theta) &= \frac{r}{y} = \frac{3}{-2\sqrt{2}} = \frac{-3\sqrt{2}}{4} \\ \tan(\theta) &= \frac{y}{x} = \frac{-2\sqrt{2}}{1} = -2\sqrt{2} & \cot(\theta) &= \frac{x}{y} = \frac{1}{-2\sqrt{2}} = \frac{-\sqrt{2}}{4} \end{aligned}$$

□

Checkpoint 8.49 If $\csc(\theta) = 4$, and $90^\circ \leq \theta \leq 180^\circ$, find exact values for the other five trig functions.

Answer. $\cos(\theta) = \frac{-\sqrt{15}}{4}$, $\sin(\theta) = \frac{1}{4}$, $\tan(\theta) = \frac{-1}{\sqrt{15}}$, $\sec(\theta) = \frac{-4}{\sqrt{15}}$,
 $\cot(\theta) = -\sqrt{15}$

By comparing the definitions of secant, cosecant, and cotangent to the three basic trigonometric functions, we find the following relationships.

Reciprocal Trigonometric Functions.

The **secant** function : $\sec(\theta) = \frac{1}{\cos(\theta)}$

The **cosecant** function : $\csc(\theta) = \frac{1}{\sin(\theta)}$

The **cotangent** function : $\cot(\theta) = \frac{1}{\tan(\theta)}$

Calculators do not have keys for the secant, cosecant, and cotangent functions; instead, we calculate their values as reciprocals.

Example 8.50 Use a calculator to approximate $\sec(47^\circ)$ to three decimal places.

Solution. With the calculator in degree mode, enter

$$1 \quad \boxed{+} \quad \boxed{\text{COS}} \quad 47 \quad \boxed{)} \quad \boxed{\text{ENTER}}$$

to obtain $\sec(47^\circ) \approx 1.466$. Or we can calculate $\cos(47^\circ)$ first, and then use the reciprocal key:

$$\boxed{\text{COS}} \quad 47 \quad \boxed{)} \quad \boxed{\text{ENTER}} \quad \boxed{x^{-1}} \quad \boxed{\text{ENTER}} \quad \square$$

Checkpoint 8.51 Use a calculator to approximate $\csc(132^\circ)$ to three decimal places.

Answer. 1.346

Of course, we can also evaluate the reciprocal trig functions for angles in radians, or for real numbers. Thus for example,

$$\csc(3.5) = \frac{1}{\sin(3.5)} \approx -2.8508 \quad \text{and} \quad \cot(-4) = \frac{1}{\tan(-4)} \approx -0.8637$$

In particular, the exact values for the reciprocal trig functions of the special angles are easily obtained.

| Exact Values for the Special Angles | | | |
|--|-----------------------|-----------------------|----------------------|
| θ | $\sec(\theta)$ | $\csc(\theta)$ | $\cot(\theta)$ |
| 0 | 1 | undefined | undefined |
| $\frac{\pi}{6}$ | $\frac{2\sqrt{3}}{3}$ | 2 | $\sqrt{3}$ |
| $\frac{\pi}{4}$ | $\sqrt{2}$ | $\sqrt{2}$ | 1 |
| $\frac{\pi}{3}$ | 2 | $\frac{2\sqrt{3}}{3}$ | $\frac{1}{\sqrt{3}}$ |
| $\frac{\pi}{2}$ | undefined | 1 | 0 |

Caution 8.52 The reciprocal functions are not the same as the inverse trig functions!

For example, $\sec(0.8)$ is not equal to $\cos^{-1}(0.8)$. Remember that $\cos^{-1}(0.8)$ is an angle, namely the angle whose cosine is 0.8, while $\sec(0.8)$ is the reciprocal of the cosine of 0.8 radians, or $\frac{1}{\cos(0.8)}$. You can check on your calculator that

$$\cos^{-1}(0.8) \approx 0.6435 \text{ radians,} \quad \text{and} \quad \sec(0.8) \approx 1.4353$$

Each of the reciprocal functions is undefined when its denominator is equal to zero. For example, the secant is undefined when $\cos(\theta) = 0$, or when θ is an odd multiple of 90° .

Example 8.53 For which angles is the cosecant undefined?

Solution. The cosecant is undefined when its denominator, $\sin(\theta)$, equals zero, and $\sin(\theta) = 0$ when θ is a multiple of 180° . In radians, $\csc(\theta)$ is undefined if θ is a multiple of π . \square

Checkpoint 8.54 For what angles is the cotangent undefined? Give your answers in degrees and in radians.

Answer. Multiples of 180° , or multiples of π .

Note 8.55 Although $\tan\left(\frac{\pi}{2}\right)$ is undefined, $\cot\left(\frac{\pi}{2}\right) = 0$.

Application to Right Triangles

In Chapter 2 we defined three trigonometric ratios for an acute angle; namely, sine, cosine, and tangent. When we take the reciprocals of those ratios, we obtain expressions for the secant, cosecant, and cotangent.

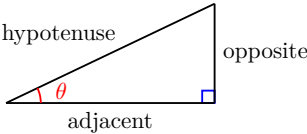
Reciprocal Trigonometric Ratios.

If θ is one of the acute angles in a right triangle,

$$\sec(\theta) = \frac{\text{hypotenuse}}{\text{adjacent}}$$

$$\csc(\theta) = \frac{\text{hypotenuse}}{\text{opposite}}$$

$$\cot(\theta) = \frac{\text{adjacent}}{\text{opposite}}$$

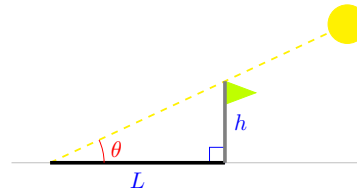


hypotenuse
adjacent
opposite

Although we can express any relationship between the sides of a right triangle using sine, cosine, and tangent, sometimes it is more convenient to use one of the reciprocal functions.

Example 8.56

The length, L , of the shadow cast by a flagpole on a sunny day depends on the height, h , of the flagpole and the angle, θ , that the sun's rays make with ground.



- Write an expression for the length, L , of the shadow cast by a flagpole of height h when the sun makes an angle of θ from the ground.
- Find the length (to the nearest 0.01 meter) of the shadow cast by a 3-meter flagpole when the sun makes an angle of 20° from the ground.

Solution.

a From the figure, we see that $\frac{L}{h} = \cot(\theta)$, or $L = h \cot(\theta)$.

b Substituting **3** for h and **20°** for θ , we find

$$L = 3 \cot(20^\circ) = 3(2.7475) = 8.24$$

The shadow is about 8.24 meters long.

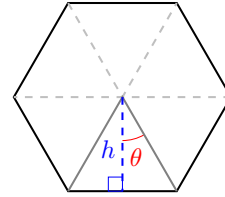
\square

Checkpoint 8.57

The area A of a regular polygon with n sides having perimeter L satisfies

$$A = \frac{L^2}{4n} \cot \frac{\pi}{n}$$

Refer to the figure at right showing $n = 6$ to prove this formula in the following steps.



- Find an expression for the angle θ in terms of n .
- Find an expression for the base of the triangle shown.
- Find an expression for the height of the triangle.
- Write an expression for the area of the triangle, and then for the area of the entire polygon.

Answer.

a $\theta = \frac{\pi}{n}$

b $b = \frac{L}{n}$

c $h = \frac{L}{2n} \cot \left(\frac{\pi}{n} \right)$

d $A_T = \frac{L^2}{4n^2} \cot \left(\frac{\pi}{n} \right), \quad A_P = \frac{L^2}{4n} \cot \left(\frac{\pi}{n} \right)$

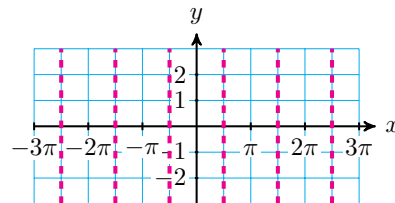
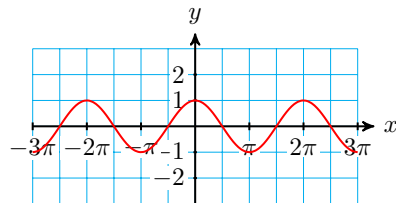
Graphs of the Reciprocal Functions

We can obtain graphs of the reciprocal trig functions by plotting points, as we did for the sine, cosine and tangent functions. However, it is more enlightening to construct these graphs as the reciprocals of the three basic functions.

Example 8.58 Use the graph of $y = \cos(x)$ to construct a graph of $f(x) = \sec(x)$.

Solution. Consider the graph of $y = \cos(x)$ shown at left below.

When $x = \frac{-\pi}{2}, \frac{\pi}{2}$ and $\frac{3\pi}{2}$, $\cos(x) = 0$, so $\sec(x)$ is undefined at these x -values, and we insert vertical asymptotes at those x -values to start our graph of $y = \sec(x)$, as shown at right below.



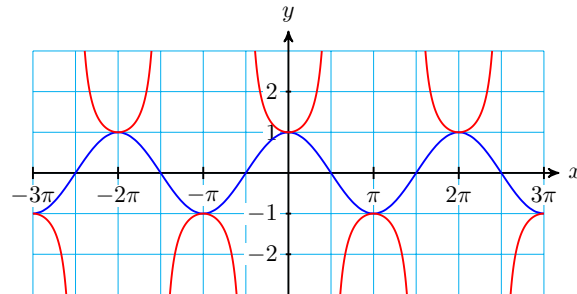
To find some points on the graph, we look at points on the graph of $y = \cos(x)$. At each x -value, the y -coordinate of the point on the graph of $y = \sec(x)$ is the reciprocal of $\cos(x)$.

For example, at $x = 0$ and $x = 2\pi$, we have $\cos(x) = 1$, so $\sec(x) = \frac{1}{1} = 1$. Thus, we plot the points $(0, 1)$ and $(2\pi, 1)$ on the graph of $f(x) = \sec(x)$.

Similarly, at $x = -\pi$ and $x = \pi$, $\cos(x) = -1$, so the value of $\sec(x)$ is $\frac{1}{-1} = -1$, and we plot the points $(-\pi, -1)$ and $(\pi, -1)$ on the graph of $f(x) = \sec(x)$.

Finally, we notice that the values of $\cos(x)$ are decreasing toward 0 as x increases from 0 to $\frac{\pi}{2}$, so the graph of $f(x) = \sec(x)$ increases toward ∞ on the same interval.

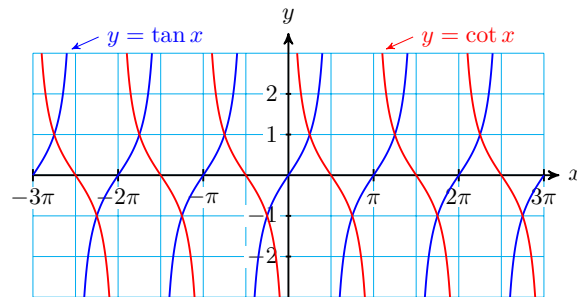
By similar arguments, we fill in the graph of $f(x) = \sec(x)$ between each of the vertical asymptotes, to produce the graph below.



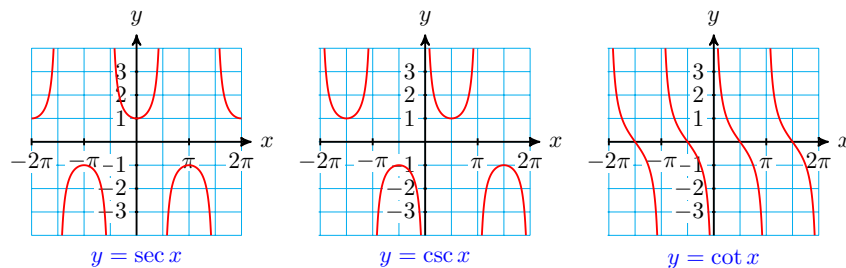
□

Checkpoint 8.59 Use the graph of $y = \tan(x)$ to sketch a graph of $g(x) = \cot(x)$.

Answer.



The graphs of the three new functions are shown below, with x in radians. Note that the secant function is undefined at odd multiples of $\frac{\pi}{2}$, the values at which $\cos(x) = 0$. The cosecant is undefined where $\sin(x) = 0$, namely at multiples of π . The cotangent is also undefined at multiples of π , because $\tan(x) = 0$ at those values.



Example 8.60 State the domain and range of the secant function.

Solution. Because the cosine is defined for all real numbers, the domain of the secant includes all real numbers except for values where the cosine is zero. These values are the odd multiples of $\frac{\pi}{2}$, that is, $\frac{\pi}{2}, \frac{3\pi}{2}, \frac{5\pi}{2}, \dots$, and their opposites.

Because the range of the cosine consists of all y -values with $-1 \leq y \leq 1$, the

range of the secant includes the reciprocals of those values, namely $y \geq 1$ and $y \leq -1$. \square

Checkpoint 8.61 State the domain and range of the cosecant and cotangent functions.

Answer. Domain of cosecant: all real numbers except integer multiples of π ;
Range of cosecant: $(-\infty, -1] \cup [1, \infty)$

Domain of cotangent: all real numbers except integer multiples of π ; Range of cotangent: all real numbers

Solving Equations

From the graph of the secant function, we can see that the equation $\sec(\theta) = k$ has two solutions between 0 and 2π if $k \geq 1$ or $k \leq -1$, but no solution for $-1 < k < 1$. The same is true of the cosecant function: the equation $\csc(\theta) = k$ has no solution for $-1 < k < 1$.

Example 8.62 Solve $\csc(\theta) = \frac{2\sqrt{3}}{3}$ for θ between 0 and 2π .

Solution. We take the reciprocal of each side of the equation to obtain

$$\sin(\theta) = \frac{3}{2\sqrt{3}} = \frac{\sqrt{3}}{2}$$

Because $\frac{\sqrt{3}}{2}$ is one of the special values, we recognize that one of the solutions is $\theta = \frac{\pi}{3}$. The sine and the cosecant are also positive in the second quadrant, so the second solution is $\pi - \frac{\pi}{3} = \frac{2\pi}{3}$. \square

Checkpoint 8.63 Solve $\sec(\theta) = -1.6$ for θ between 0 and 2π .

Answer. $\theta = 2.25, 4.04$

Using Identities

All six of the trigonometric ratios are related. If we know one of the ratios, we can use identities to find any of the others.

Example 8.64 If $\sec(\theta) = 3$, and $-\frac{\pi}{2} \leq \theta \leq 0$, find an exact value for $\csc(\theta)$.

Solution. Because $\sec(\theta) = \frac{1}{\cos(\theta)}$, we see that $\frac{1}{\cos(\theta)} = 3$, or $\cos(\theta) = \frac{1}{3}$.

We use the Pythagorean identity to find the sine.

$$\begin{aligned} \cos^2(\theta) + \sin^2(\theta) &= 1 && \text{Substitute } \frac{1}{3} \text{ for } \cos(\theta). \\ \left(\frac{1}{3}\right)^2 + \sin^2(\theta) &= 1 && \text{Subtract } \left(\frac{1}{3}\right)^2 = \frac{1}{9} \text{ from both sides.} \\ \sin^2(\theta) &= 1 - \frac{1}{9} = \frac{8}{9} \end{aligned}$$

Because θ lies in the fourth quadrant, where the sine function is negative, we choose the negative square root for $\sin(\theta)$. Once we know $\sin(\theta)$, we calculate its reciprocal to find $\csc(\theta)$.

$$\sin(\theta) = -\sqrt{\frac{8}{9}} = \frac{-2\sqrt{2}}{3}, \text{ and } \csc(\theta) = \frac{1}{\sin(\theta)} = \frac{-3}{2\sqrt{2}} = \frac{-3\sqrt{2}}{4}$$

□

Checkpoint 8.65 If $\csc(\theta) = \frac{-\sqrt{13}}{3}$, and $\pi \leq \theta \leq \frac{3\pi}{2}$, find an exact value for $\sec(\theta)$.

Answer. $\sec(\theta) = \frac{-\sqrt{13}}{2}$

Identities are especially useful if the trig ratios are algebraic expressions, rather than numerical values. In the next example, we use the cotangent identity.

Cotangent Identity.

$$\cot(\theta) = \frac{1}{\tan(\theta)} = \frac{\cos(\theta)}{\sin(\theta)}, \quad \sin(\theta) \neq 0$$

Example 8.66 If $\csc(x) = w$ and $0 < x < \frac{\pi}{2}$, find an expression for $\cot(x)$.

Solution. Because the sine is the reciprocal of the cosecant, we have $\sin(x) = \frac{1}{\csc(x)} = \frac{1}{w}$. We substitute $\frac{1}{w}$ for $\sin(x)$ in the Pythagorean identity to find

$$\cos(x) = \pm\sqrt{1 - \sin^2(x)} = \pm\sqrt{1 - \left(\frac{1}{w}\right)^2}$$

We choose the positive root because cosine is positive in the first quadrant, and simplify to get

$$\cos(x) = \sqrt{1 - \frac{1}{w^2}} = \sqrt{\frac{w^2 - 1}{w^2}} = \frac{\sqrt{w^2 - 1}}{|w|}$$

We can replace $|w|$ by w in this last expression because $w > 0$. (Do you see why $w > 0$?) Finally, because the cotangent is the reciprocal of the tangent, we have

$$\cot(x) = \frac{\cos(x)}{\sin(x)} = \frac{\frac{\sqrt{w^2 - 1}}{w}}{\frac{1}{w}} = \sqrt{w^2 - 1}$$

□

Checkpoint 8.67 If $\sec(t) = \frac{2}{a}$ and $\frac{3\pi}{2} < t < 2\pi$, find expressions for $\csc(t)$ and $\cot(t)$.

Answer. $\csc(t) = \frac{-2}{\sqrt{1 - a^2}}$, $\cot(t) = \frac{-a}{\sqrt{1 - a^2}}$

We can often simplify trigonometric expressions by first converting all the trig ratios to sines and cosines.

Example 8.68 Simplify $\sec(\theta) - \tan(\theta)\sin(\theta)$.

Solution. We replace $\sec(\theta)$ by $\frac{1}{\cos(\theta)}$ and $\tan(\theta)$ by $\frac{\sin(\theta)}{\cos(\theta)}$ to get

$$\frac{1}{\cos(\theta)} - \frac{\sin(\theta)}{\cos(\theta)} \cdot \sin(\theta) = \frac{1}{\cos(\theta)} - \frac{\sin^2(\theta)}{\cos(\theta)}$$

$$= \frac{1 - \sin^2(\theta)}{\cos(\theta)} = \frac{\cos^2(\theta)}{\cos(\theta)} = \cos(\theta)$$

□

In the previous example, you can verify that

$$\sec(\theta) - \tan(\theta) \sin(\theta) = \cos(\theta)$$

by graphing the functions $Y_1 = \sec(\theta) - \tan(\theta) \sin(\theta)$ and $Y_2 = \cos(\theta)$ to see that they are the same.

Checkpoint 8.69 Show that $\sin^2(x)(1 + \cot^2(x)) = 1$.

Answer. $\sin^2(x)(1 + \cot^2(x)) = \sin^2(x) \left(1 + \frac{\cos^2(x)}{\sin^2(x)} \right) = \sin^2(x) + \cos^2(x) = 1$

There are two alternate versions of the Pythagorean identity which involve the reciprocal trig functions. These identities are useful when we know the value of $\tan(\theta)$ or $\cot(\theta)$ and want to find the other trig values.

Two More Pythagorean Identities.

$$1 + \tan^2(\theta) = \sec^2(\theta) \qquad 1 + \cot^2(\theta) = \csc^2(\theta)$$

You can memorize these identities, but they are easy to derive from the original Pythagorean identity, $\sin^2(\theta) + \cos^2(\theta) = 1$. We will prove them in the Homework problems.

Example 8.70 If $\tan(\alpha) = \frac{3}{5}$ and α lies in the third quadrant, find exact values for $\sec(\alpha)$ and $\cos(\alpha)$.

Solution. We cannot find the sine and cosine of an angle directly from the value of the tangent; in particular, it is not true that $\sin(\alpha) = 3$ and $\cos(\alpha) = 5$! (Do you see why?) Instead, we begin with the Pythagorean identity for the tangent.

$$\begin{aligned} \sec^2(\alpha) &= 1 + \tan^2(\alpha) = 1 + \left(\frac{3}{5}\right)^2 \\ &= \frac{25}{25} + \frac{9}{25} = \frac{34}{25} \\ \sec(\alpha) &= \pm \sqrt{\frac{34}{25}} = \pm \frac{\sqrt{34}}{5} \end{aligned}$$

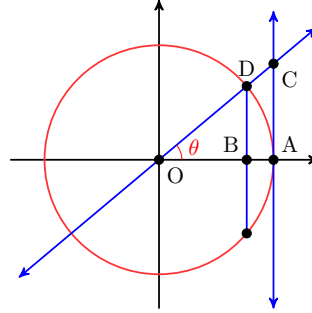
Because α is in the third quadrant, both its sine and cosine are negative. Therefore the reciprocals of cosine and sine, namely secant and cosecant, must also be negative, and hence $\sec(\alpha) = -\frac{\sqrt{34}}{5}$. The cosine of α is the reciprocal of the secant, so $\cos(\alpha) = \frac{-5}{\sqrt{34}}$. □

Checkpoint 8.71 If $\cot(\phi) = \frac{-3}{\sqrt{2}}$ and ϕ lies in the second quadrant, find exact values for $\csc(\phi)$ and $\sin(\phi)$.

Answer. $\csc(\phi) = \sqrt{\frac{11}{2}}$, $\sin(\phi) = \sqrt{\frac{2}{11}}$

Activity 8.5 Reciprocal Ratios. Part 1

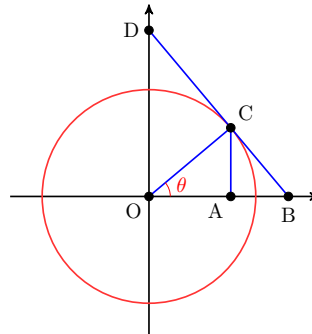
The figure shows a unit circle centered at O . The line through AC is tangent to the circle at A . (Recall that a tangent to a circle is perpendicular to the radius that meets it.)



- 1 What is the radius of the circle?
- 2 Find line segments whose lengths are $\cos(\theta)$ and $\sin(\theta)$.
- 3 Explain why $\triangle OAC$ is similar to $\triangle OBD$.
- 4 Find a line segment in $\triangle OAC$ whose length is $\tan(\theta)$. Explain why your choice is correct.
- 5 Find a line segment in $\triangle OAC$ whose length is $\sec(\theta)$. Explain why your choice is correct.
- 6 Find a line segment in $\triangle OAC$ whose length is $\csc(\theta)$. Explain why your choice is correct.

Part 2

Here is another unit circle, with tangent BD .



- 1 What is the measure of the angles $\angle OCD$ and $\angle OCB$?
- 2 Explain why $\triangle OCB$ is similar to $\triangle OAC$.
- 3 Find a line segment in $\triangle OCB$ whose length is $\tan(\theta)$. Explain why your choice is correct.
- 4 Find a line segment in $\triangle OCB$ whose length is $\sec(\theta)$. Explain why your choice is correct.
- 5 Explain why $\triangle OCB$ is similar to $\triangle DCO$.
- 6 Find a line segment in $\triangle DCO$ whose length is $\csc(\theta)$. Explain why your choice is correct.

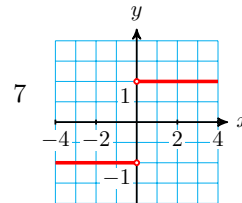
Review the following skills you will need for this section.

Algebra Refresher 8.6

- 1 Solve $|2x - 6| = 4$
- 2 Solve $|1 - 3x| = 10$
- 3 Simplify $\sqrt{(x - 4)^2}$
- 4 Simplify $\sqrt{(1 - x)^2}$
- 5 For what values of x is $|x + 2| = x + 2$?
- 6 For what values of x is $|x - 3| = x - 3$?
- 7 Graph the function $f(x) = \frac{x}{|x|}$.
- 8 Explain the difference between the graphs of $f(x) = (\sqrt{x})^2$ and $g(x) = \sqrt{x^2}$.

Algebra Refresher Answers

- 1 $x = 1, 5$
- 2 $x = -3, \frac{11}{3}$
- 3 $|x - 4|$
- 4 $|1 - x|$
- 5 $x \geq -2$
- 6 $x < 3$



- 8 The domain of f is $[0, \infty)$, and the domain of g is $(-\infty, \infty)$.

Section 8.3 Summary

Vocabulary

- Reciprocal
- Secant
- Cosecant
- Cotangent

Concepts

1

Three More Functions.

If θ is an angle in standard position, and $P(x, y)$ is a point on the terminal side, then we define the following functions.

| | | |
|------------------------|------------------------------|--|
| The secant : | $\sec(\theta) = \frac{r}{x}$ | |
| The cosecant : | $\csc(\theta) = \frac{r}{y}$ | |
| The cotangent : | $\cot(\theta) = \frac{x}{y}$ | |

2

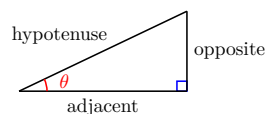
Reciprocal Trigonometric Ratios.

If θ is one of the acute angles in a right triangle,

$$\sec(\theta) = \frac{\text{hypotenuse}}{\text{adjacent}}$$

$$\csc(\theta) = \frac{\text{hypotenuse}}{\text{opposite}}$$

$$\cot(\theta) = \frac{\text{adjacent}}{\text{opposite}}$$



3

Reciprocal Trigonometric Functions.

The **secant** function : $\sec(\theta) = \frac{1}{\cos(\theta)}$

The **cosecant** function : $\csc(\theta) = \frac{1}{\sin(\theta)}$

The **cotangent** function : $\cot(\theta) = \frac{1}{\tan(\theta)}$

- 4 We can obtain graphs of the secant, cosecant, and cotangent functions as the reciprocals of the three basic functions.
- 5 We can solve equations of the form $\sec(\theta) = k$, $\csc(\theta) = k$, and $\cot(\theta) = k$ by taking the reciprocal of both sides.
- 6 If we know one of the trigonometric ratios for an angle, we can use identities to find any of the others.

7

Cotangent Identity.

$$\cot(\theta) = \frac{1}{\tan(\theta)} = \frac{\cos(\theta)}{\sin(\theta)}, \quad \sin(\theta) \neq 0$$

8

Two More Pythagorean Identities.

$$1 + \tan^2(\theta) = \sec^2(\theta) \quad 1 + \cot^2(\theta) = \csc^2(\theta)$$

- 9 We can often simplify trigonometric expressions by first converting all the trig ratios to sines and cosines.

Study Questions

- 1 Delbert says that $\sec(x)$ is just another way of writing $\cos^{-1}(x)$, because $\cos^{-1}(x) = \frac{1}{\cos(x)}$. Is he correct? Explain your reasoning.

- 2 Each of the following functions is related to the sine function in a different way. Explain how.

$$\cos(x), \quad \csc(x), \quad \text{and} \quad \sin^{-1}(x)$$

- 3 Using Study Question #2 as an example, name three functions related to the tangent function, and explain how they are related.
- 4 Why do the graphs of $y = \csc(x)$ and $y = \cot(x)$ have vertical asymptotes at the same x -values?

Skills

- 1 Evaluate the reciprocal trig functions for angles in degrees or radians #1–20
- 2 Find values or expressions for the six trig ratios #21–28
- 3 Evaluate the reciprocal trig functions in applications #29–32
- 4 Given one trig ratio, find the others #33–46, 71–80
- 5 Evaluate expressions exactly #47–52
- 6 Graph the secant, cosecant, and cotangent functions #53–58
- 7 Identify graphs of the reciprocal trig functions #59–64
- 8 Solve equations in secant, cosecant, and cotangent #65–70
- 9 Use identities to simplify or evaluate expressions #81–94

Homework 8-3

Exercise Group. For Problems 1–8, evaluate. Round answers to 3 decimal places.

- | | | | |
|---------------------|--------------------|---------------------------------------|---------------------------------------|
| 1. $\csc(27^\circ)$ | 2. $\sec(8^\circ)$ | 3. $\cot(65^\circ)$ | 4. $\csc(11^\circ)$ |
| 5. $\sec(1.4)$ | 6. $\cot(4.3)$ | 7. $\csc\left(\frac{5\pi}{16}\right)$ | 8. $\sec\left(\frac{7\pi}{20}\right)$ |

Exercise Group. For Problems 9–16, evaluate. Give exact values.

- | | | | |
|-----------------------|-----------------------|-----------------------|-----------------------|
| 9. $\csc(30^\circ)$ | 10. $\sec(0^\circ)$ | 11. $\cot(45^\circ)$ | 12. $\csc(60^\circ)$ |
| 13. $\sec(150^\circ)$ | 14. $\cot(120^\circ)$ | 15. $\csc(135^\circ)$ | 16. $\sec(270^\circ)$ |

Exercise Group. For Problems 17–18, complete the tables with exact values.

17.

| θ | 0 | $\frac{\pi}{6}$ | $\frac{\pi}{4}$ | $\frac{\pi}{3}$ | $\frac{\pi}{2}$ | $\frac{2\pi}{3}$ | $\frac{3\pi}{4}$ | $\frac{5\pi}{6}$ | π |
|----------------|---|-----------------|-----------------|-----------------|-----------------|------------------|------------------|------------------|-------|
| $\sec(\theta)$ | | | | | | | | | |
| $\csc(\theta)$ | | | | | | | | | |
| $\cot(\theta)$ | | | | | | | | | |

18.

| | | | | | | | | | |
|----------------|-------|------------------|------------------|------------------|------------------|------------------|------------------|-------------------|--------|
| θ | π | $\frac{7\pi}{6}$ | $\frac{5\pi}{4}$ | $\frac{4\pi}{3}$ | $\frac{3\pi}{2}$ | $\frac{5\pi}{3}$ | $\frac{7\pi}{4}$ | $\frac{11\pi}{6}$ | 2π |
| $\sec(\theta)$ | | | | | | | | | |
| $\csc(\theta)$ | | | | | | | | | |
| $\cot(\theta)$ | | | | | | | | | |

19. Evaluate. Round answers to three decimal places.

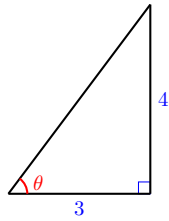
- a $\cos(0.2)$ c $\cos^{-1}(0.2)$ e $\cos\left(\frac{1}{0.2}\right)$
 b $(\cos(0.2))^{-1}$ d $\frac{1}{\cos(0.2)}$ f $\sec(0.2)$

20. Evaluate. Round answers to three decimal places.

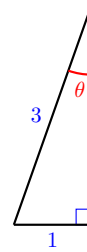
- a $\tan(3.2)$ c $\cot(3.2)$ e $\tan\left(\frac{1}{3.2}\right)$
 b $\tan^{-1}(3.2)$ d $\frac{1}{\tan(3.2)}$ f $(\tan(3.2))^{-1}$

Exercise Group. For Problems 21–28, find exact values for the six trigonometric ratios of the angle θ .

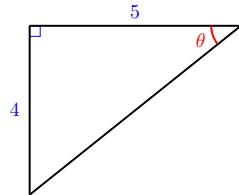
21.



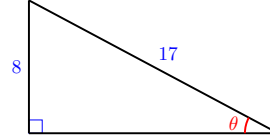
22.



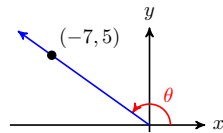
23.



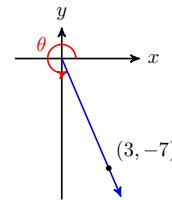
24.



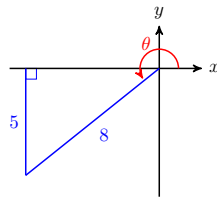
25.



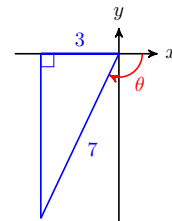
26.



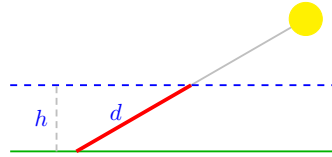
27.



28.

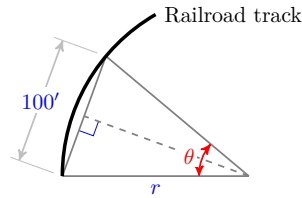


29. The distance that sunlight must travel to pass through a layer of Earth's atmosphere depends on both the thickness of the atmosphere and the angle of the sun.



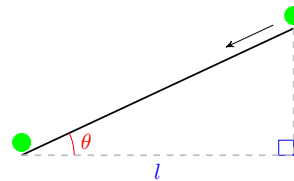
- Write an expression for the distance, d , that sunlight travels through a layer of atmosphere of thickness h .
 - Find the distance (to the nearest mile) that sunlight travels through a 100-mile layer of atmosphere when the sun is 40° above the horizon.
- 30.

In railroad design, the degree of curvature of a section of track is the angle subtended by a chord 100 feet long.



- Use the figure to write an expression for the radius, r , of a curve whose degree of curvature is θ . (Hint: The bisector of the angle θ is perpendicular to the chord.)
 - Find the radius of a curve whose degree of curvature is 43° .
31. When a plane is tilted by an angle θ from the horizontal, the time required for a ball starting from rest to roll a horizontal distance of l feet on the plane is

$$t = \sqrt{\frac{l}{8} \csc(2\theta)} \text{ seconds}$$



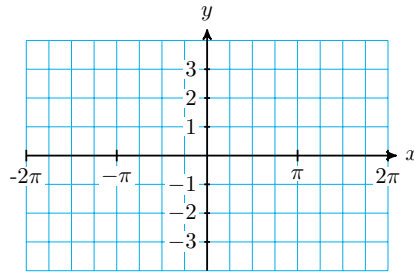
- How long, to the nearest 0.01 second, will it take the ball to roll 2 feet horizontally on a plane tilted by 12° ?
 - Solve the formula for l in terms of t and θ .
32. After a heavy rainfall, the depth, D , of the runoff flow at a distance x feet from the watershed down a slope at angle α is given by

$$D = (kx)^{0.6} (\cot(\alpha))^{0.3} \text{ inches}$$

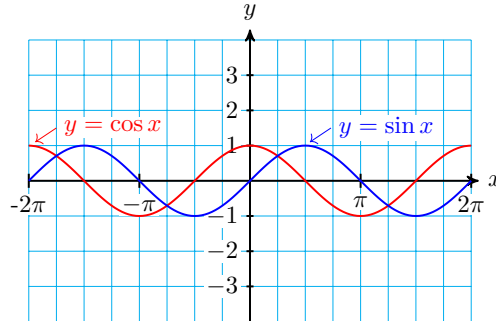
where k is a constant determined by the surface roughness and the intensity of the runoff.

- How deep, to the nearest 0.01 inch, is the runoff 100 feet down a slope of 10° if $k = 0.0006$?
- Solve the formula for x in terms of D and α .

Exercise Group. For Problems 33–38, write algebraic expressions for the six trigonometric ratios of the angle θ .



58. Use the graphs of $y = \cos(x)$ and $y = \sin(x)$ to sketch a graph of $y = \cot(x) = \frac{\cos(x)}{\sin(x)}$.



Exercise Group. For Problems 59–64,

- Graph each function for $0 \leq x \leq 2\pi$, and write a simpler expression for the function.
- Show algebraically that your new expression is equivalent to the original one.

59. $y = \frac{\csc(x)}{\cot(x)}$

60. $y = \frac{\sec(x)}{\tan(x)}$

61. $y = \frac{\sec(x) \cot(x)}{\csc(x)}$

62. $y = \frac{\csc(x) \tan x}{\sec(x)}$

63. $y = \tan(x) \csc(x)$

64. $y = \sin(x) \sec(x)$

Exercise Group. For Problems 65–70, find all solutions between 0 and 2π .

65. $3 \csc(\theta) + 2 = 8$

66. $-2 \sec(\theta) + 7 = 3$

67. $\sqrt{2} \sec(\theta) = -2$

68. $8 + \csc(\theta) = 6$

69. $2 \cot(\theta) = -\sqrt{12}$

70. $\sqrt{3} \cot(\theta) = 1$

Exercise Group. For Problems 71–76, use identities to find exact values or to write algebraic expressions.

71. If $\tan(\alpha) = -2$ and $\frac{\pi}{2} < \alpha < \pi$, find $\cos(\alpha)$.

72. If $\cot(\beta) = \frac{5}{4}$ and $\pi < \beta < \frac{3\pi}{2}$, find $\sin(\beta)$.

73. If $\sec(x) = \frac{a}{2}$ and $0 < \alpha < \frac{\pi}{2}$, find $\tan(x)$.

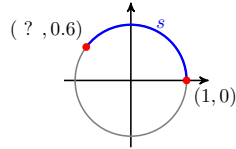
74. If $\csc(y) = \frac{1}{b}$ and $\frac{\pi}{2} < y < \pi$, find $\cot(y)$.

75. If $\csc(\phi) = w$ and $\frac{3\pi}{2} < \alpha < 2\pi$, find $\cos 9$.

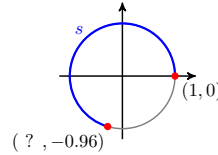
76. If $\sec(\theta) = \frac{3}{z}$ and $\pi < \alpha < \frac{\pi}{2}$, find $\sin(\theta)$.

Exercise Group. For Problems 77–80, find exact values for $\sec(s)$, $\csc(s)$, and $\cot(s)$.

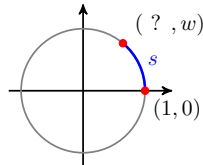
77.



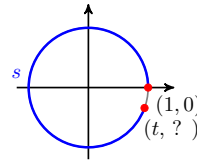
78.



79.



80.



Exercise Group. For Problems 81–88, write the expression in terms of sine and cosine, and simplify.

81. $\sec(\theta) \tan(\theta)$

82. $\csc(\phi) \cot(\phi)$

83. $\frac{\csc(t)}{\cot(t)}$

84. $\frac{\tan(v)}{\sec(v)}$

85. $\sec(\beta) - \tan(\beta)$

86. $\cot(\alpha) + \csc(\alpha)$

87. $\sin(x) \tan(x) - \sec(x)$

88. $\csc y - \cos y \cot y$

89. Prove the Pythagorean identity $1 + \tan^2(\theta) = \sec^2(\theta)$. (Hint: Start with the identity $\cos^2(\theta) + \sin^2(\theta) = 1$ and divide both sides of the equation by $\cos^2(\theta)$.)

90. Prove the Pythagorean identity $1 + \cot^2(\theta) = \csc^2(\theta)$. (Hint: Start with the identity $\cos^2(\theta) + \sin^2(\theta) = 1$ and divide both sides of the equation by $\sin^2(\theta)$.)

91. Suppose that $\cot(\theta) = 5$ and θ lies in the third quadrant.

a Use the Pythagorean identity to find the value of $\csc(\theta)$.

b Use identities to find the values of the other four trig functions of θ .

92. Suppose that $\tan(\theta) = -2$ and θ lies in the second quadrant.

a Use the Pythagorean identity to find the value of $\sec(\theta)$.

b Use identities to find the values of the other four trig functions of θ .

93. Write each of the other five trig functions in terms of $\sin(t)$ only.

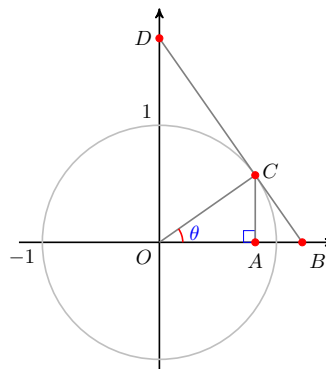
94. Write each of the other five trig functions in terms of $\cos(t)$ only.

95. Show that if the angles of a triangle are A , B , and C and the opposite sides are respectively a , b , and c , then

$$a \csc(A) = b \csc(B) = c \csc(C)$$

96.

The figure shows a unit circle and an angle θ in standard position. Each of the six trigonometric ratios for θ is represented by the length of a line segment in the figure. Find the line segment for each ratio, and explain your choice.



8.4 Chapter Summary and Review

Key Concepts

- 1 Identities are useful for changing from one form to another when solving equations, for simplifying expressions, and for finding exact values for trigonometric functions.
- 2 it is not true in general that $\cos(\alpha + \beta)$ is equal to $\cos(\alpha) + \cos(\beta)$ for all angles α and β , or that $\sin(\alpha + \beta)$ is equal to $\sin(\alpha) + \sin(\beta)$.

3

Sum and Difference of Angles Identities.

$$\cos(\alpha + \beta) = \cos(\alpha) \cos(\beta) - \sin(\alpha) \sin(\beta)$$

$$\sin(\alpha + \beta) = \sin(\alpha) \cos(\beta) + \cos(\alpha) \sin(\beta)$$

$$\tan(\alpha + \beta) = \frac{\tan(\alpha) + \tan(\beta)}{1 - \tan(\alpha) \tan(\beta)}$$

$$\cos(\alpha - \beta) = \cos(\alpha) \cos(\beta) + \sin(\alpha) \sin(\beta)$$

$$\sin(\alpha - \beta) = \sin(\alpha) \cos(\beta) - \cos(\alpha) \sin(\beta)$$

$$\tan(\alpha - \beta) = \frac{\tan(\alpha) - \tan(\beta)}{1 + \tan(\alpha) \tan(\beta)}$$

4

Double Angle Identities.

$$\cos(2\theta) = \cos^2(\theta) - \sin^2(\theta) \quad \sin(2\theta) = 2 \sin(\theta) \cos(\theta)$$

$$= 2 \cos^2(\theta) - 1 \quad \tan(2\theta) = \frac{2 \tan(\theta)}{1 - \tan^2(\theta)}$$

$$= 1 - 2 \sin^2(\theta)$$

- 5 Using one of the calculator keys SIN^{-1} , COS^{-1} , or TAN^{-1} performs the inverse operation for computing a sine, cosine or tangent.

- 6 Two functions are called inverse functions if each "undoes" the results of the other function.
- 7 If $y = f(x)$ is a function, we can often find a formula for the inverse function by interchanging x and y in the formula for the function, and then solving for y .
- 8 The graphs of $y = f(x)$ and $y = f^{-1}(x)$ are symmetric about the line $y = x$.
- 9 The domain of f^{-1} is the same as the range of f , and the range of f^{-1} is the same as the domain of f .

10

Horizontal Line Test.

A function passes the **Horizontal Line Test** if every horizontal line intersects the graph at most once. In that case, there is only one x -value for each y -value, and the function is called **one-to-one**.

- 11 A function
- f
- has an inverse function if and only if
- f
- is one-to-one.

12

Definitions of the inverse trig functions.

$$\sin^{-1}(x) = \theta \quad \text{if and only if} \quad \sin(\theta) = x \quad \text{and} \quad \frac{-\pi}{2} \leq \theta \leq \frac{\pi}{2}$$

$$\cos^{-1}(x) = \theta \quad \text{if and only if} \quad \cos(\theta) = x \quad \text{and} \quad 0 \leq \theta \leq \pi$$

$$\tan^{-1}(x) = \theta \quad \text{if and only if} \quad \tan(\theta) = x \quad \text{and} \quad \frac{-\pi}{2} < \theta < \frac{\pi}{2}$$

13

Inverse Trigonometric Functions.

$$\sin(\sin^{-1}(x)) = x \quad \text{for} \quad -1 \leq x \leq 1$$

$$\cos(\cos^{-1}(x)) = x \quad \text{for} \quad -1 \leq x \leq 1$$

$$\tan(\tan^{-1}(x)) = x \quad \text{for all } x$$

However,

$$\sin^{-1}(\sin(x)) \quad \text{may not be equal to } x$$

$$\cos^{-1}(\cos(x)) \quad \text{may not be equal to } x$$

$$\tan^{-1}(\tan(x)) \quad \text{may not be equal to } x$$

- 14 The inverse sine function is also called the arcsine function and denoted by $\arcsin(x)$. Similarly, the inverse cosine function is sometimes denoted by $\arccos(x)$, and the inverse tangent function by $\arctan(x)$.

- 15 When simplifying expressions involving inverse trigonometric functions, it can often clarify the computations if we assign a name such as θ or ϕ to the inverse trig value.

16

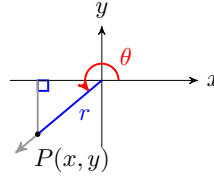
Three More Functions.

If θ is an angle in standard position, and $P(x, y)$ is a point on the terminal side, then we define the following functions.

The **secant** : $\sec(\theta) = \frac{r}{x}$

The **cosecant** : $\csc(\theta) = \frac{r}{y}$

The **cotangent** : $\cot(\theta) = \frac{x}{y}$



17

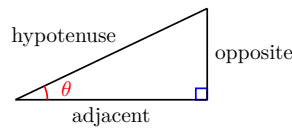
Reciprocal Trigonometric Ratios.

If θ is one of the acute angles in a right triangle,

$$\sec(\theta) = \frac{\text{hypotenuse}}{\text{adjacent}}$$

$$\csc(\theta) = \frac{\text{hypotenuse}}{\text{opposite}}$$

$$\cot(\theta) = \frac{\text{adjacent}}{\text{opposite}}$$



18

Reciprocal Trigonometric Functions.

The **secant** function : $\sec(\theta) = \frac{1}{\cos(\theta)}$

The **cosecant** function : $\csc(\theta) = \frac{1}{\sin(\theta)}$

The **cotangent** function : $\cot(\theta) = \frac{1}{\tan(\theta)}$

- 19 We can obtain graphs of the secant, cosecant, and cotangent functions as the reciprocals of the three basic functions.

- 20 We can solve equations of the form $\sec(\theta) = k$, $\csc(\theta) = k$, and $\cot(\theta) = k$ by taking the reciprocal of both sides.

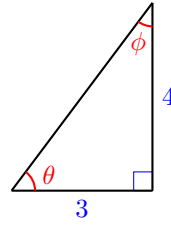
- 21 If we know one of the trigonometric ratios for an angle, we can use identities to find any of the others.

22

Cotangent Identity.

$$\cot(\theta) = \frac{1}{\tan(\theta)} = \frac{\cos(\theta)}{\sin(\theta)}, \quad \sin(\theta) \neq 0$$

For Problems 17–18, use the figure to find the trigonometric ratios.



17.

- | | | |
|--------------------|---------------------|---------------------|
| (a) $\sin(\theta)$ | (c) $\tan(\theta)$ | (e) $\cos(2\theta)$ |
| (b) $\cos(\theta)$ | (d) $\sin(2\theta)$ | (f) $\tan(2\theta)$ |

18.

- | | | |
|----------------|-----------------|-----------------|
| a $\sin(\phi)$ | c $\tan(\phi)$ | e $\cos(2\phi)$ |
| b $\cos(\phi)$ | d $\sin(2\phi)$ | f $\tan(2\phi)$ |

Exercise Group. For Problems 19–24, use identities to simplify each expression.

19. $\sin(4x)\cos(5x) + \cos(4x)\sin(5x)$

20. $\cos(3\beta)\cos(1.5) - \sin(3\beta)\sin(1.5)$

21. $\frac{\tan(2\phi) - \tan(2)}{1 + \tan(2\phi)\tan(2)}$

22. $\frac{\tan\left(\frac{5\pi}{9}\right) - \tan\left(\frac{2\pi}{9}\right)}{1 + \tan\left(\frac{5\pi}{9}\right)\tan\left(\frac{2\pi}{9}\right)}$

23. $2\sin(4\theta)\cos(4\theta)$

24. $1 - 2\sin^2(3\phi)$

Exercise Group. For Problems 25–26,

a Use identities to rewrite the equation in terms of a single angle.

b Solve. Give exact solutions between 0 and 2π .

25. $\cos(2\theta) - \sin(\theta) = 1$

26. $\tan(2z) + \tan(z) = 0$

Exercise Group. For Problems 27–28, graph the function and decide if it has an inverse function.

27. $f(x) = 4x - x^3$

28. $g(x) = 5 + \sqrt[3]{x-2}$

Exercise Group. For Problems 29–30, give exact values in radians.

29.

a $\tan^{-1}(-\sqrt{3})$

b $\arccos\left(-\frac{1}{2}\right)$

30.

a $\arcsin(-1)$

b $\cos^{-1}(-1)$

31. An IMAX movie screen is 52.8 feet high.

a If your line of sight is level with the bottom of the screen, write an

expression for the angle subtended by the screen when you sit x feet away.

b Evaluate your expression for $x = 20$ feet and for $x = 100$ feet.

32. Rembrandt's painting *The Night Watch* measures 13 feet high by 16 feet wide.

a Write an expression for the angle subtended by the width of the painting if you sit d feet back from the center of the painting.

b Evaluate your expression for $d = 10$ feet and for $d = 25$ feet.

Exercise Group. For Problems 33–34, solve for θ .

33. $v_y = v_0 \sin(\theta) - gt$

34. $\Delta W = -q_0 E \cos(\pi - \theta) \Delta l$

Exercise Group. For Problems 35–36, find exact values without using a calculator.

35. $\cos \left[\tan^{-1} \left(\frac{-\sqrt{5}}{2} \right) \right]$

36. $\tan \left[\sin^{-1} \left(\frac{2}{7} \right) \right]$

Exercise Group. For Problems 37–38, simplify the expression.

37. $\sin[\cos^{-1}(2t)]$

38. $\tan[\cos^{-1}(m)]$

39. Explain why one of the expressions $\sin^{-1}(x)$ or $\sin^{-1}\left(\frac{1}{x}\right)$ must be undefined.

40. Does $\sin^{-1}(-x) = -\sin^{-1}(x)$? Does $\cos^{-1}(-x) = -\cos^{-1}(x)$?

Exercise Group. For Problems 41–42, evaluate. Round answers to 3 decimal places if necessary.

41.

a $\csc(27^\circ)$

b $\sec(108^\circ)$

c $\cot(245^\circ)$

42.

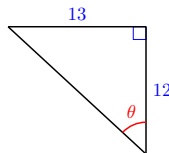
a $\csc(5.3)$

b $\cot(0.98)$

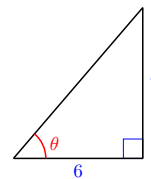
c $\sec(2.17)$

Exercise Group. For Problems 43–50, find all six trigonometric ratios for the angle θ .

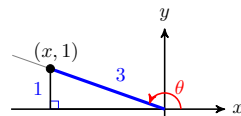
43.



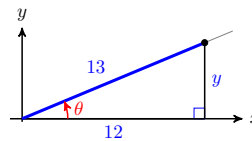
44.



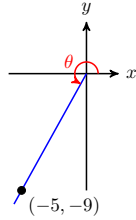
45.



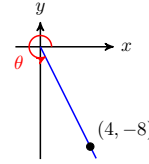
46.



47.



48.

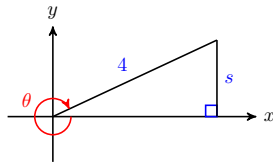


49. $6 \cos(\alpha) = -5,$
 $180^\circ < \alpha < 270^\circ$

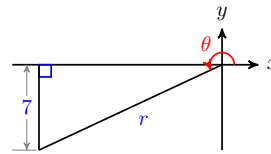
50. $4 \sin(\theta) = 3, \theta$ is obtuse

Exercise Group. For Problems 51–56, write algebraic expressions for the six trigonometric ratios of the angle.

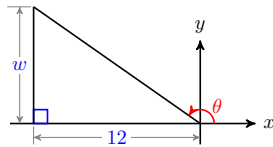
51.



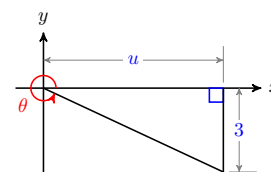
52.



53.



54.

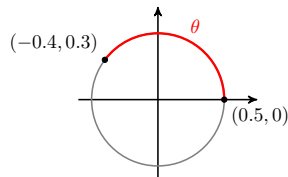


55. $2 \sin(\alpha) - k = 0, \frac{\pi}{2} < \alpha < \pi$

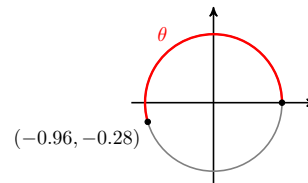
56. $h \cos(\beta) - 3 = 0, \frac{3\pi}{2} < \beta < 2\pi$

Exercise Group. For Problems 57–58, find all six trigonometric ratios of the arc θ . Round to two places.

57.



58.



Exercise Group. For Problems 59–62, evaluate exactly.

59. $4 \cot\left(\frac{3\pi}{4}\right) - \sec^2\left(\frac{\pi}{3}\right)$

60. $\frac{1}{2} \csc\left(\frac{2\pi}{3}\right) + \tan^2\left(\frac{5\pi}{6}\right)$

61. $\csc\left(\frac{7\pi}{6}\right) \cos\left(\frac{5\pi}{4}\right)$

62. $\sec\left(\frac{7\pi}{4}\right) \cot\left(\frac{4\pi}{3}\right)$

Exercise Group. For Problems 63–64, find all solutions between 0 and 2π . Round your solutions to tenths.

63. $3 \csc(\theta) + 2 = 12$

64. $5 \cot(\theta) + 15 = -3$

Exercise Group. For Problems 65–70, sketch a graph of each function. Then choose the function or functions described by each statement.

$y = \sec(x)$

$y = \csc(x)$

$y = \cot(x)$

$$y = \cos^{-1}(x) \quad y = \sin^{-1}(x) \quad y = \tan^{-1}(x)$$

- 65. The graph has vertical asymptotes at multiples of π .
- 66. The graph has a horizontal asymptote at $\frac{\pi}{2}$.
- 67. The function values are the reciprocals of $y = \cos(x)$.
- 68. The function is defined only for x -values between -1 and 1 , inclusive.
- 69. None of the function values lie between -1 and 1 .
- 70. The graph includes the origin.

Exercise Group. For Problems 71–74,

- a Graph the function on the interval $-2\pi \leq x \leq 2\pi$, and use the graph to write the function in a simpler form.
- b Verify your conjecture algebraically.

- 71. $f(x) = \tan(x)[\cos(x) - \cot(x)]$
- 72. $g(x) = \csc(x) - \cot(x) \cos(x)$
- 73. $G(x) = \sin x(\sec(x) - \csc(x))$
- 74. $F(x) = \frac{1}{2} \left(\frac{\cos(x)}{1 + \sin(x)} + \frac{1 + \sin(x)}{\cos(x)} \right)$

Exercise Group. For Problems 75–78, simplify the expression.

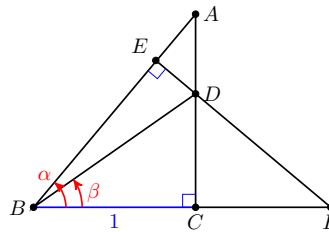
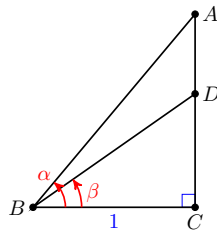
- 75. $1 - \frac{\sin(x)}{\csc(x)}$
- 76. $\frac{\sin(x)}{\csc(x)} + \frac{\cos(x)}{\sec(x)}$
- 77. $\frac{2 + \tan^2(B)}{\sec^2(B)} - 1$
- 78. $\frac{\csc(t)}{\tan(t) + \cot(t)}$

Exercise Group. For Problems 79–82, use the suggested substitution to simplify the expression.

- 79. $\frac{\sqrt{16 + x^2}}{x}$, $x = 4 \tan(\theta)$
- 80. $x\sqrt{4 - x^2}$, $x = 2 \sin(\theta)$
- 81. $\frac{x^2 - 3}{x}$, $x = \sqrt{3} \sec(\theta)$
- 82. $\frac{x}{\sqrt{x^2 + 2}}$, $x = \sqrt{2} \tan(\theta)$

83. This problem outlines a geometric proof of difference of angles formula for tangent.

- a In the figure below left, $\alpha = \angle ABC$ and $\beta = \angle DBC$. Write expressions in terms of α and β for the sides AC , DC , and AD .



- b In the figure above right, explain why $\triangle ABC$ is similar to $\triangle FBE$.
- c Explain why $\angle FDC = \alpha$.

- d Write an expression in terms of α and β for side CF .
- e Explain why $\triangle FBE$ is similar to $\triangle ADE$.
- f Justify each equality in the statement

$$\tan(\alpha - \beta) = \frac{DE}{BE} = \frac{AD}{BF} = \frac{\tan(\alpha) - \tan(\beta)}{1 + \tan(\alpha)\tan(\beta)}$$

84. Let L_1 and L_2 be two lines with slopes m_1 and m_2 , respectively, and let θ be the acute angle formed between the two lines. Use an identity to show that

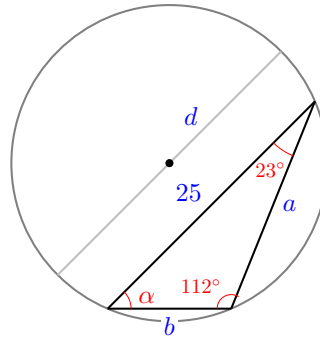
$$\tan(\theta) = \frac{m_2 - m_1}{1 + m_1 m_2}$$

Exercise Group.

For Problems 85–86, use the fact that if θ is one angle of a triangle and s is the length of the opposite side, then the diameter of the circumscribing circle is

$$d = s \csc(\theta)$$

Round your answers to the nearest hundredth.




- 85. In the figure above, find the diameter of the circumscribing circle, the angle α , and the sides a and b .
- 86. A triangle has one side of length 17cm and the angle opposite is 26° . Find the diameter of the circle that circumscribes the triangle.

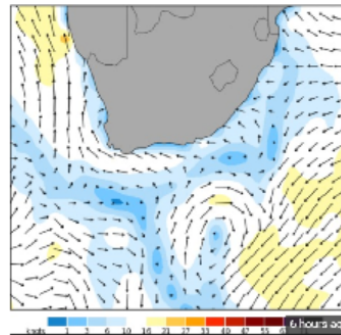
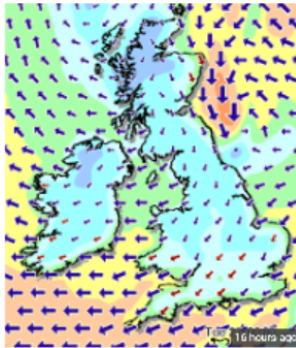
Chapter 9

Vectors

- Geometric Form
- Coordinate Form
- The Dot Product



A **vector** is a mathematical tool that indicates both a direction and a size, or magnitude. Vectors are often represented visually as arrows. For example, we can use vectors to indicate the speed and direction of the wind. You may see weather maps like the ones below.

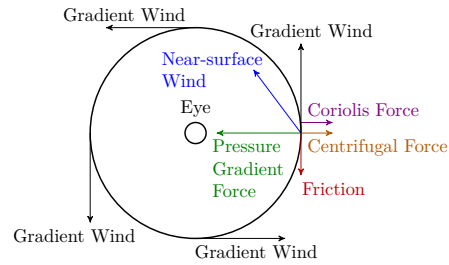


Usually the magnitude of the vector, (the wind speed in this example), is shown by the length of the arrow, but sometimes a color key makes the map easier to read.

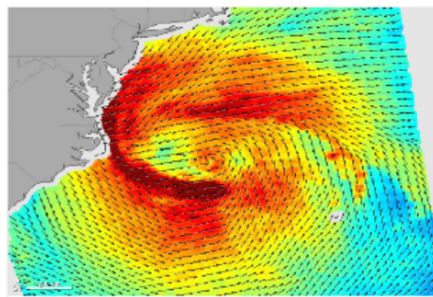
Of particular interest are the winds produced by tropical storms, or hurricanes and the forces that create the storm. Near the Earth's surface, winds spiral towards the center of a hurricane. They rotate in a counterclockwise direction in the Northern Hemisphere and in a clockwise direction in the Southern Hemisphere.

These rotating winds are called the hurricane’s primary circulation. A hurricane’s primary circulation involves four main forces:

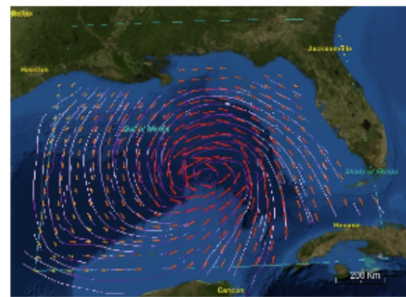
- the pressure gradient force,
- the Coriolis force,
- the centrifugal force, and
- friction.



The center, or eye, of a hurricane contains the lowest atmospheric pressure, so the pressure gradient pulls air towards the center of the hurricane. In the Northern Hemisphere, this air is deflected towards the right because of the Coriolis force, a result of the Earth’s own rotation. As the air turns to the right, the primary circulation around a hurricane begins to develop.



Hurricane Sandy

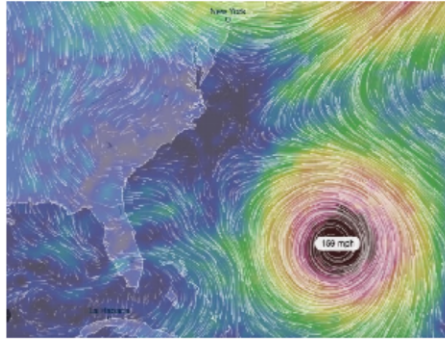


Hurricane Katrina

Hurricane researchers know that strong vertical wind shear is a major factor affecting potential hurricane development. Wind shear is the variation of the wind’s speed or direction over a short distance within the atmosphere. If there is too much wind, a storm has trouble developing into a cyclone. With little or no wind shear, the turning within the tropical system becomes vertically aligned, helping to keep it intact. Thus, the most favorable condition for tropical cyclone development is the absence of wind shear.

Using simple mathematical models, researchers can estimate the degree to which the center of the storm becomes vertically tilted, based on the cloudiness within the eyewall and the structure of the wind outside the eyewall. By modeling the development of storm tilt, a better understanding of a tropical cyclone’s behavior is gained in the presence and absence of wind shear. In particular, an El Niño weather system creates changes in the jet stream over the Northern Hemisphere, resulting in decreased wind shear in the Pacific and increased wind shear across much of the Atlantic basin, which suppresses hurricane activity.

These model simulations show promise in understanding the processes driving the intensity of tropical cyclones.



9.1 Geometric Form

Introduction

One way to specify a location is to give a direction and a distance from a fixed landmark. For example, we might say that the airport is located 8 miles northeast of the town hall, or that a ship has been sighted 20 miles from the lighthouse in the direction 10° west of north. It's not enough to give just the distance to the object or just the direction; we need both to describe the object's location.

In mathematics, a quantity defined by both a magnitude (such as a distance) and a direction is called a **vector**. A vector used to designate location relative to a fixed landmark, as in the examples above, is called a **position vector**. Vectors are also used to analyze motion and velocity in two or three dimensions, to study forces such as gravity and electric fields, and to design computer graphics and animation.

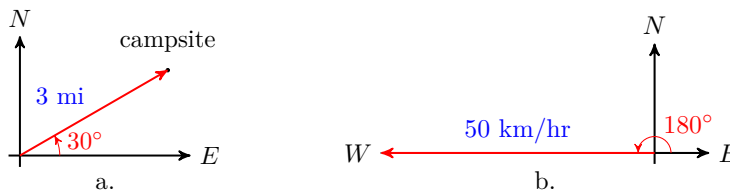
We often illustrate a vector by an arrow. The length of the arrow represents the magnitude of the vector, and the direction of the vector is indicated by the head of the arrow.

Example 9.1 Draw an arrow to represent each vector.

- The campsite is 3 miles away, in a direction 30° north of east.
- The wind is blowing due west at 50 kilometers per hour.

Solution.

- We draw an arrow making an angle of 30° from east. The length of the arrow is 3 units, representing 3 miles. See figure (a) below.

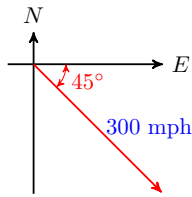


- We draw an arrow pointing due west, that is, making an angle of 180° from east. The length of the arrow represents the speed of the wind, 50 kilometers per hour. See figure (b) above.

□

Checkpoint 9.2 Draw an arrow to represent the velocity of an airplane travelling southeast at a speed of 300 miles per hour.

Answer.



Notation for Vectors

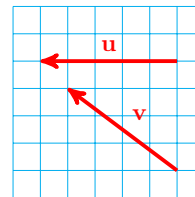
In print, we use boldface characters such as \mathbf{u} and \mathbf{v} to represent vectors. When writing by hand, we use an arrow above a variable to indicate that it is a vector, like this: \vec{v} .

It is important to distinguish vector quantities from quantities that have magnitude only, such as length or temperature. These quantities are called **scalars**. They are the constants and variables you are used to dealing with, which are usually denoted by italic letters such as x or k .

The length of a vector \mathbf{v} is called its **magnitude**, and is denoted by $\|\mathbf{v}\|$.

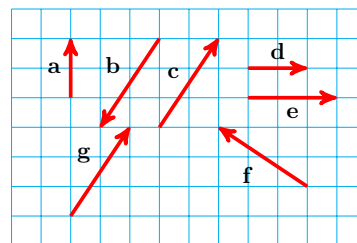
Caution 9.3 Note that the magnitude of a vector is a scalar quantity. Thus, \mathbf{v} denotes a vector, but $\|\mathbf{v}\|$ denotes a scalar.

Two vectors may have the same length, but point in different directions. The figure at right shows two vectors, \mathbf{u} and \mathbf{v} , that have the same magnitude but different directions. For this example, $\|\mathbf{u}\| = \|\mathbf{v}\|$, but $\mathbf{u} \neq \mathbf{v}$. Two vectors are equal if and only if they have the same length and the same direction, but they can start at different locations. The fact that we can move vectors from one location to another is a useful property.



Example 9.4

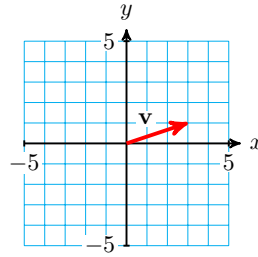
Which of the vectors shown at right are equal?



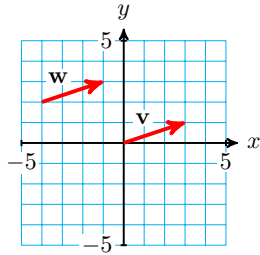
Solution. Only vectors \mathbf{c} and \mathbf{g} are equal. Vectors \mathbf{b} , \mathbf{c} , and \mathbf{f} are all the same length but have different directions. Vectors \mathbf{a} and \mathbf{d} also have equal lengths but different directions. Vectors \mathbf{d} and \mathbf{e} have the same direction but different lengths. □

Checkpoint 9.5

Sketch a vector \mathbf{w} that is equal to the vector \mathbf{v} shown at right, but that starts at the point $(-4, 2)$.

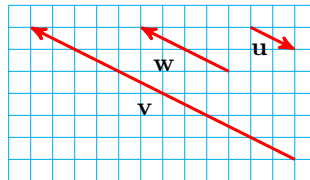


Answer.



Scalar Multiplication of Vectors

We can multiply a vector by a scalar. The figure below shows the vector \mathbf{w} and the vector $\mathbf{v} = 3\mathbf{w}$. Multiplying by a positive scalar changes the length of a vector but not its direction.



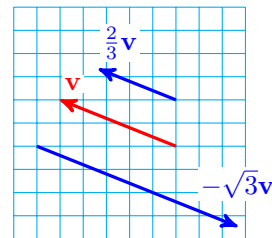
Thus, the vector \mathbf{v} is 3 times as long as the vector \mathbf{w} . If we multiply a vector by a negative scalar, we alter its length and reverse its direction; that is, we change the direction by 180° . For example, the vector $\mathbf{u} = -\frac{1}{2}\mathbf{w}$. It is half the length of \mathbf{w} , and points in the opposite direction.

In general, if k is a real number, then $k\mathbf{v}$ represents the vector with magnitude k times the magnitude of \mathbf{v} . It points in the same direction as \mathbf{v} when $k > 0$ and in the opposite direction from \mathbf{v} when $k < 0$. Real numbers are called scalars because they “scale” vectors in this way, and multiplying a scalar times a vector is called **scalar multiplication**.

Example 9.6

The figure at right shows the vector \mathbf{v} and two scalar multiples of \mathbf{v} .

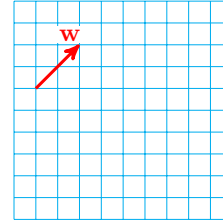
The vector $\frac{2}{3}\mathbf{v}$ points in the same direction as \mathbf{v} , but is only two-thirds as long as the vector \mathbf{v} . The vector $-\sqrt{3}\mathbf{v}$ points in the direction opposite to \mathbf{v} and is $\sqrt{3}$ or approximately 1.7 times as long as \mathbf{v} .



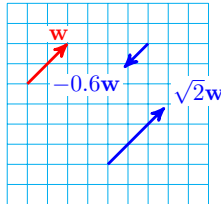
Note that because \mathbf{v} has a slope of $-\frac{2}{5}$, so does any nonzero multiple of \mathbf{v} . □

Checkpoint 9.7

For the vector \mathbf{w} shown at right, draw the vectors $-0.6\mathbf{w}$ and $\sqrt{2}\mathbf{w}$.



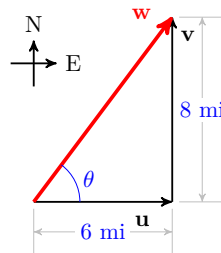
Answer.



Addition of Vectors

A **displacement vector** represents the change in position from one point to another.

For example, suppose you leave home and travel 6 miles east and then 8 miles north. These two displacements are represented by the vectors \mathbf{u} and \mathbf{v} shown at right. When we follow one displacement vector by a second one, the net displacement is a new vector, \mathbf{w} , starting at the base of the first vector and ending at the head of the second vector.

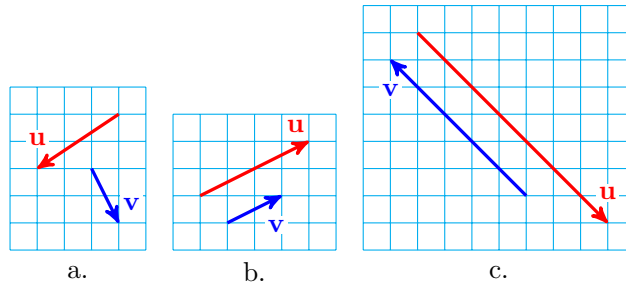


In this example, notice that \mathbf{w} forms the hypotenuse of a right triangle, so we can calculate its magnitude and direction.

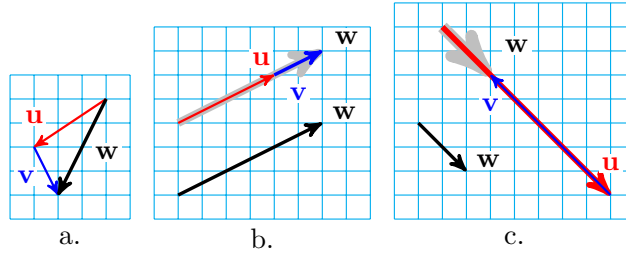
$$\begin{aligned} \|\mathbf{w}\|^2 &= \|\mathbf{u}\|^2 + \|\mathbf{v}\|^2 = 6^2 + 8^2 = 100 \\ \|\mathbf{w}\| &= 10 \\ \tan(\theta) &= \frac{8}{6} = \frac{4}{3} \\ \theta &= \tan^{-1}\left(\frac{4}{3}\right) = 53.1^\circ \end{aligned}$$

The net displacement gives your current position relative to home: 10 miles in the direction 53.1° north of east. When we follow one vector by a second vector as described above, we are adding the two vectors. The sum is called the **resultant vector**.

Example 9.8 For each pair of vectors, draw the resultant vector $\mathbf{w} = \mathbf{u} + \mathbf{v}$.



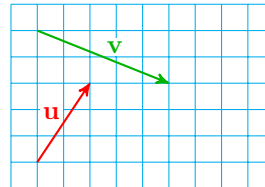
Solution. We draw a copy of the vector \mathbf{v} so that its base (or starting point) is placed on the head (or ending point) of \mathbf{u} , and then we draw vector \mathbf{w} from the base of \mathbf{u} to the head of \mathbf{v} .



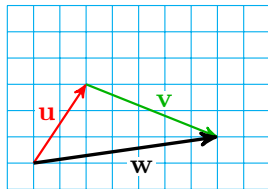
□

Checkpoint 9.9

Draw the resultant vector $\mathbf{w} = \mathbf{u} + \mathbf{v}$.



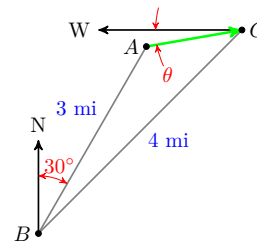
Answer.



When the resultant vector forms the third side of a triangle, we can use the laws of sines and cosines to calculate its length and direction.

Example 9.10

You are camping in a state park. In the morning, you start off from your campground at point C and hike 4 miles southwest to point B . After taking a break, you continue hiking, and this time you cover 3 miles in the direction 30° east of north, and arrive at point A , as shown at right. What is your position relative to the campground?



Solution. The resultant vector, \mathbf{w} , forms the side opposite a 15° angle. We use the law of cosines to compute its length.

$$\|\mathbf{w}\|^2 = 4^2 + 3^2 - 2(4)(3) \cos 15^\circ$$

$$= 16 + 9 - 24(0.9659) = 1.81778$$

Thus, $\|\mathbf{w}\| = \sqrt{1.81778} = 1.348$, so you are 1.348 miles from the campground. To find the direction back to the campground, we use the law of sines to calculate the angle at C .

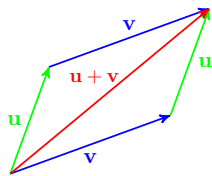
$$\begin{aligned} \frac{\sin(C)}{3} &= \frac{\sin 15^\circ}{1.348} \\ \sin(C) &= \frac{3 \sin 15^\circ}{1.348} = 0.5759 \\ C &= \sin^{-1}(0.5759) = 35.2^\circ \end{aligned}$$

The angle labeled θ in the figure is $45^\circ - 35.2^\circ = 9.9^\circ$, so at point A you are 1.348 miles from camp in the direction 9.8° south of west. \square

Checkpoint 9.11 Delbert has gone sailing with friends. After leaving the marina, they sail for 5 miles on a bearing of 160° and stop at Gull Island for lunch. (Recall that bearings are measured clockwise from north.) After lunch, they have sailed for 3 miles on a bearing of 25° when they get a phone call to return home. What bearing is the most direct route back to the marina, and how far is it?

Answer. 56.4° W of N, 3.58 mi

It doesn't matter which order we choose to add two vectors. As with the ordinary addition of scalars, the addition of vectors is commutative, so that $\mathbf{u} + \mathbf{v} = \mathbf{v} + \mathbf{u}$. To see this, first draw \mathbf{u} and \mathbf{v} starting at the same point.



- To represent $\mathbf{u} + \mathbf{v}$, we place the base of \mathbf{v} at the head of \mathbf{u} , and draw the resultant vector $\mathbf{u} + \mathbf{v}$ as shown at left.
- To represent $\mathbf{v} + \mathbf{u}$, we place the base of \mathbf{u} at the head of \mathbf{v} , and the resultant vector $\mathbf{v} + \mathbf{u}$ is the same as the vector $\mathbf{u} + \mathbf{v}$.

Because the vector sum forms the diagonal of a parallelogram in this picture, the rule for adding vectors is sometimes called the **parallelogram rule**.

We summarize the operations on vectors as follows.

Operations on Vectors.

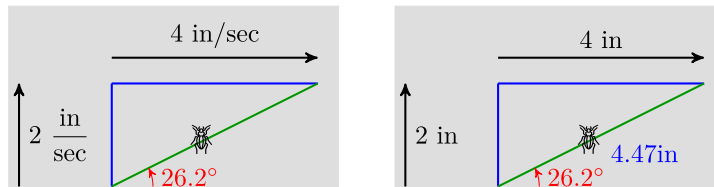
- 1 We can multiply a vector, \mathbf{v} , by a scalar, k .
 - a If $k > 0$, the magnitude of $k\mathbf{v}$ is k times the magnitude of \mathbf{v} . The direction of $k\mathbf{v}$ is the same as the direction of \mathbf{v} .
 - b If $k < 0$, the direction of $k\mathbf{v}$ is opposite the direction of \mathbf{v} .
- 2 We can add two vectors \mathbf{v} and \mathbf{w} with the parallelogram rule.

Caution 9.12 Unless \mathbf{u} and \mathbf{v} are parallel vectors, it is not true that the length of $\mathbf{u} + \mathbf{v}$ is just the sum of the lengths of \mathbf{u} and \mathbf{v} . Vector addition is a geometric operation; the length of $\mathbf{u} + \mathbf{v}$ depends on the lengths of \mathbf{u} and \mathbf{v} and on the angle between them. Be careful to distinguish between regular addition of scalars, such as $\|\mathbf{u}\| + \|\mathbf{v}\|$, and vector addition, $\mathbf{u} + \mathbf{v}$, which requires the parallelogram rule.

Velocity

Physicists and mathematicians use the word **velocity** to mean not simply speed but the combination of speed and direction of motion. The interesting thing about velocities is that they add like vectors; if an object's motion consists of two simultaneous components, the resulting displacement is the same as if the motions had occurred one after the other.

For example, imagine a beetle walking across a moving conveyor belt, as shown in figure (a) below. The conveyor belt is moving at a speed of 4 inches per second, and the beetle walks at right angles to the motion of the belt at 2 inches per second. After 1 second, the beetle has traveled from his starting point at P to point Q , distance of $\sqrt{2^2 + 4^2} = \sqrt{20}$, or about 4.47 inches. His actual velocity relative to the ground is 4.47 inches per second at an angle of $\theta = \tan^{-1}(\frac{2}{4}) = 26.6^\circ$ from the direction of the conveyor belt.



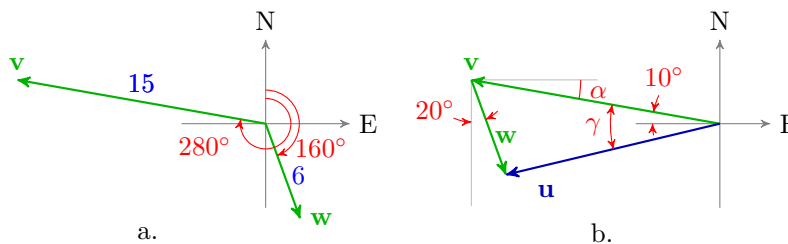
Notice that if the two motions were performed in succession instead of simultaneously, as shown in figure (b), the resulting displacement would be the same. In other words, if the beetle had walked across the belt for 1 second before it started moving, and then ridden the belt for 1 second without walking, he would still end up at point Q .

Thus, velocity is a vector quantity, and we can calculate the result of two simultaneous motions by using the parallelogram rule. We treat the two motions as if they had occurred one after the other, by starting one vector at the endpoint of the other. (Remember we can move a vector from one location to another, as long as we preserve its length and direction.)

Example 9.13 A ship travels at 15 miles per hour relative to the water on a bearing of 280° . The water current flows at 6 miles per hour on a bearing of 160° . What is the actual speed and direction of the ship?

Solution. We represent the ship's velocity by a vector \mathbf{v} and the velocity of the water current by vector \mathbf{w} , as shown in figure (a). The actual motion of the ship is the sum of these two vectors, and we can calculate the sum just as if the two motions had occurred separately, one after the other.

So we will add \mathbf{w} to \mathbf{v} by placing the base of \mathbf{w} at the head of \mathbf{v} , as shown in figure (b). The resultant vector, \mathbf{u} , represents the actual motion of the ship.



We first calculate the angle β between the two vectors \mathbf{v} and \mathbf{w} . Because $\alpha = 10^\circ$, we have $20^\circ + \beta = 90^\circ$, so $\beta = 60^\circ$. Now we can use the law of cosines to find $\|\mathbf{u}\|$.

$$\|\mathbf{u}\|^2 = \|\mathbf{v}\|^2 + \|\mathbf{w}\|^2 - 2\|\mathbf{v}\|\|\mathbf{w}\|\cos\beta$$

$$\begin{aligned}
 &= 15^2 + 6^2 - 2(15)(6) \cos(60^\circ) \\
 &= 171
 \end{aligned}$$

The ship's speed is $\sqrt{171} \approx 13.1$ mph. Next we use the law of sines to calculate the ship's bearing.

$$\begin{aligned}
 \frac{\sin(\gamma)}{6} &= \frac{\sin(\beta)}{\|\mathbf{u}\|} \\
 \sin(\gamma) &= 6 \cdot \frac{\sin(60^\circ)}{\sqrt{171}} = 0.3974 \\
 \gamma &= \sin^{-1}(0.3974) = 23.5^\circ
 \end{aligned}$$

The direction of the ship is $\gamma - 10^\circ = 13.4^\circ$ south of due west, or on bearing 256.6° . \square

Checkpoint 9.14 A plane heads due north at an airspeed of 120 miles per hour. There is a 45 mph wind traveling 5° south of due east. What are the plane's actual speed and direction relative to the ground?

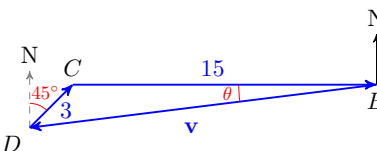
Answer. 56.4° W of N, 3.58 mi

In some situations, instead of calculating a vector sum, we would like to find a vector to produce a particular sum. That is, we know vectors \mathbf{u} and \mathbf{w} , and we want to find a vector \mathbf{v} so that $\mathbf{u} + \mathbf{v} = \mathbf{w}$.

Example 9.15 Barbara wants to travel west to an island at a speed of 15 miles per hour. However, she must compensate for a current running 45° east of north at a speed of 3 miles per hour. In what direction and at what speed should Barbara head her boat?

Solution. We draw a triangle using vectors to represent the desired velocity of Barbara's boat, \mathbf{w} , and the velocity of the current, \mathbf{u} , as shown below. We would like to find a vector \mathbf{v} that represents the speed and heading Barbara should take in order to compensate for the current.

We first use the law of cosines to calculate the length or magnitude of the vector \mathbf{v} . The angle at C is 135° . (Do you see why?). Thus,

$$\begin{aligned}
 \|\mathbf{v}\|^2 &= 3^2 + 15^2 - 2(3)(15) \cos(135^\circ) \\
 &= 297.64 \\
 \|\mathbf{v}\| &= 17.25
 \end{aligned}$$


So Barbara should travel at about 17.25 miles per hour.

To find her heading, we use the law of sines to calculate the angle θ .

$$\begin{aligned}
 \frac{\sin(\theta)}{3} &= \frac{\sin(45^\circ)}{15} \\
 \sin(\theta) &= \frac{3(0.7071)}{15} = 0.1414 \\
 \theta &= \sin^{-1}(0.1414) = 8.1^\circ
 \end{aligned}$$

Barbara should head her boat about 8.1° south of west, or at a bearing of 261.9° . \square

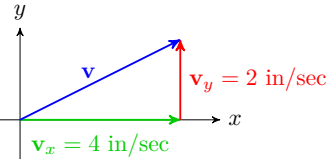
Checkpoint 9.16 Ahab would like to sail at 20 kilometers per hour due west towards a whale reported at that position. However, a steady ocean current is moving 52° east of north at 8 kilometers per hour. At what speed and heading should Ahab sail?

Answer. 26.76 kph 10.6° S of W

Components of a Vector

We have seen that we can add two vectors to get a third or resultant vector. We can also break down a vector into two or more component vectors. For many applications, it is useful to break a vector into horizontal and vertical components.

For example, the beetle on the conveyor belt moved at 4.47 inches per second in the direction 26.6° . If we set up coordinate axes as shown at right, the vector \mathbf{v} representing his velocity is the sum of the beetle's motion in the x -direction, \mathbf{v}_x , at 4 inches per second, and his motion in the y -direction, \mathbf{v}_y , at 2 inches per second.



We can break down any vector into its x - and y -components, and the sum of those components is equal to the original vector. In other words, $\mathbf{v} = \mathbf{v}_x + \mathbf{v}_y$.

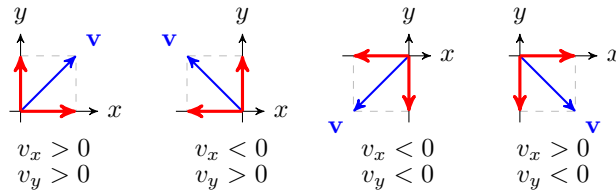
The horizontal and vertical vectors \mathbf{v}_x and \mathbf{v}_y are called the **vector components** of \mathbf{v} . If we designate the direction of \mathbf{v} by an angle θ measured counter-clockwise from the positive x -axis, then the scalar quantities given by

$$v_x = \|\mathbf{v}\| \cos(\theta)$$

$$v_y = \|\mathbf{v}\| \sin(\theta)$$

are called simply the **components** of the vector \mathbf{v} .

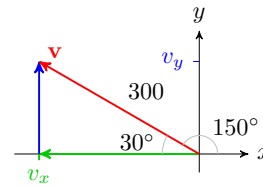
Note that the components v_x and v_y of a vector are scalars; they are not vectors themselves. They can be either positive or negative (or zero), as shown below.



Example 9.17 A plane flies at 300 miles per hour in the direction 30° north of west. Find the x - and y -components of its velocity.

Solution.

We draw a triangle showing the plane's velocity, \mathbf{v} , as the sum of components in the x - and y -directions, as shown at right. In this coordinate system, the angle θ is 150° . Because the components are the legs of a right triangle, we have



$$v_x = 300 \cos(150^\circ) = -259.81$$

$$v_y = 300 \sin(150^\circ) = 150$$

□

Checkpoint 9.18 The wind is blowing 50 kilometers per hour in a direction 10° south of due west. Find the x - and y -components of its velocity.

Answer. $v_x \approx -49.2$ kph, $v_y \approx -8.7$ kph

Using Components

We can describe a vector completely using either magnitude and direction or components. Many calculations with vectors are simpler when we use components. For example, to add two vectors using components, we don't need the laws of sines and cosines. We resolve each vector into its horizontal and vertical components, add the corresponding components, then compute the magnitude and direction of the resultant vector.

To calculate magnitude and direction from the components, we need only right triangle trigonometry.

$$\|\mathbf{v}\| = \sqrt{(v_x)^2 + (v_y)^2} \quad \text{and} \quad \tan(\theta) = \frac{v_y}{v_x}$$

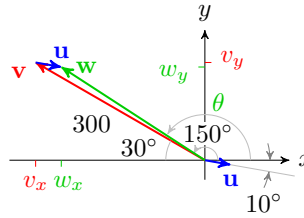
Example 9.19 After flying for some time, the airplane in the [previous example](#) encounters a steady wind blowing at 40 miles per hour from 10° south of west. What are the actual speed and heading of the airplane relative to the ground?

Solution. We would like to add the vectors \mathbf{v} , representing the plane's intended velocity, and \mathbf{u} , representing the velocity of the wind. We first resolve \mathbf{u} into its components.

$$u_x = 40 \cos(10^\circ) = 39.30$$

$$u_y = 40 \sin(10^\circ) = 6.95$$

We find the components of the resultant, \mathbf{w} , by adding the components of \mathbf{u} and \mathbf{v} , as shown at right. That is,



$$w_x = u_x + v_x = 39.30 - 259.81 = -220.51$$

$$w_y = u_y + v_y = 6.95 + 150 = 156.95$$

Finally, we compute the magnitude and direction of the resultant.

$$\|\mathbf{w}\|^2 = (-220.51)^2 + (156.95)^2 = 73,257.96$$

$$\|\mathbf{w}\| = 270.66$$

So, the ground speed of the airplane is 272.41 miles per hour.

To find its heading, θ , we compute

$$\tan(\theta) = \frac{156.95}{-220.51} = -0.7118$$

Because θ is a second-quadrant angle, we have

$$\theta = \tan^{-1}(-0.7118) + 180^\circ = 145^\circ$$

The plane flies in the direction 145° , or 35° north of west. \square

Caution 9.20 In the previous example, the airplane's heading is not $\tan^{-1}(-0.7254) = -36^\circ$. Remember that there are always two angles with a given tangent. We can refer to a sketch of the vector or to the signs of its components to decide which of those two angles is appropriate.

Checkpoint 9.21 A plane is flying in a wind blowing 50 kilometers per hour in a direction 10° south of due west. The plane has an airspeed of 200 kph and heading 142° . What is the ground speed and actual direction of the plane?

Answer. groundspeed 182 kph, 66° S of E

Review the following skills you will need for this section.

Skills Refresher 9.1

- 1 State two versions of the Law of Sines.
- 2 State two versions of the Law of Cosines.
Find the unknown part of the triangle. Round to two decimal places.
- 3 $A = 15^\circ$, $B = 125^\circ$, $b = 12$ cm, $a = ?$
- 4 $C = 87^\circ$, $b = 11$ inches, $c = 13$ inches, $B = ?$
- 5 $A = 37^\circ$, $b = 6$, $c = 14$, $a = ?$
- 6 $a = 9$, $b = 4$, $c = 7$, $B = ?$

Skills Refresher Answers

- 1 $\frac{\sin A}{a} = \frac{\sin B}{b}$, $\frac{b}{\sin B} = \frac{c}{\sin C}$ 4 57.67°
- 2 $a^2 = b^2 + c^2 - 2bc \cos A$, $b^2 = a^2 + c^2 - 2ac \cos B$ 5 9.89
- 3 3.79 6 25.21°

Section 9.1 Summary

Vocabulary

- Vector
- Scalar
- Magnitude
- Scalar multiplication
- Displacement vector
- Resultant vector
- Parallelogram rule
- Velocity
- Vector components
- Components

Concepts

- 1 A quantity defined by both a magnitude (such as a distance) and a direction is called a **vector**.
- 2 Two vectors are equal if they have the same length and direction; it does not matter where the vector starts.
- 3 The length of a vector \mathbf{v} is called its **magnitude**, and is denoted by $\|\mathbf{v}\|$.
- 4 The sum of two vectors \mathbf{u} and \mathbf{v} is a new vector, \mathbf{w} , starting at the tail of the first vector and ending at the head of the second vector. The sum is called the **resultant vector**.
- 5 Addition of vectors is commutative. The rule for adding vectors is sometimes called the **parallelogram rule**.

Operations on Vectors.

- 6 1 We can multiply a vector, \mathbf{v} , by a scalar, k .
- a If $k > 0$, the magnitude of $k\mathbf{v}$ is k times the magnitude of \mathbf{v} . The direction of $k\mathbf{v}$ is the same as the direction of \mathbf{v} .
- b If $k < 0$, the direction of $k\mathbf{v}$ is opposite the direction of \mathbf{v} .
- 2 We can add two vectors \mathbf{v} and \mathbf{w} with the parallelogram rule.

- 7 Any vector can be written as the sum of its horizontal and vertical vector components, \mathbf{v}_x and \mathbf{v}_y .
- 8 The **components** of a vector \mathbf{v} whose direction is given by the angle θ in standard position are the scalar quantities

$$v_x = \|\mathbf{v}\| \cos \theta$$

$$v_y = \|\mathbf{v}\| \sin \theta$$

- 9 The magnitude and direction of a vector with components and are given by

$$\|\mathbf{v}\| = \sqrt{(v_x)^2 + (v_y)^2} \quad \text{and} \quad \tan \theta = \frac{v_y}{v_x}$$

- 10 To add two vectors using components, we can resolve each vector into its horizontal and vertical components, add the corresponding components, then compute the magnitude and direction of the resultant.

Study Questions

- 1 What is the difference between a scalar and a vector?
- 2 If velocity is represented by a vector, what is its magnitude called?
- 3 Does $\|\mathbf{u} + \mathbf{v}\| = \|\mathbf{u}\| + \|\mathbf{v}\|$? Does $\|k\mathbf{v}\| = |k| \|\mathbf{v}\|$?
- 4 What is the parallelogram rule?
- 5 What are the components of a vector? Does $\|\mathbf{v}\| = |v_x| + |v_y|$?

Skills

- 1 Sketch a vector #1-6
- 2 Identify equal vectors #7-10
- 3 Sketch a scalar multiple of a vector #11-14
- 4 Sketch the sum of two vectors #15-22
- 5 Calculate a resultant vector #23-32, 45-48
- 6 Use vectors to solve problems #33-36
- 7 Find components of a vector #37-40
- 8 Find the magnitude and direction of a vector given in components #41-44
- 9 Subtract vectors #49-58

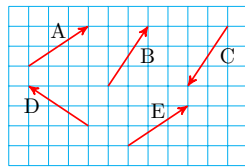
Homework 9-1

Exercise Group. For Problems 1–6, sketch a vector to represent the quantity.

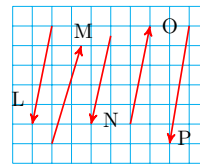
1. The waterfall is 3 km away, in a direction 15° south of west.
2. The cave entrance is 450 meters away, 45° north of east.
3. The current is moving 6 feet per second in a direction 60° east of north.
4. The bird is flying due south at 45 mile per hour.
5. The projectile was launched at a speed of 40 meters per second, at an angle of 30° above horizontal.
6. The baseball was hit straight up at a speed of 60 miles per hour.

Exercise Group. For Problems 7–10, which vectors are equal?

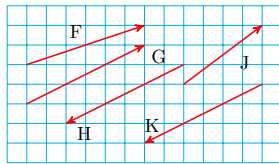
7.



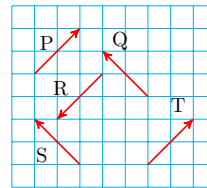
8.



9.

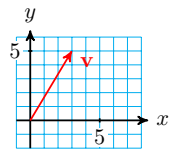


10.



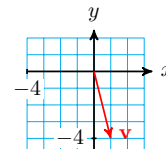
Exercise Group. For Problems 11–14, sketch a vector equal to \mathbf{v} , but starting at the given point.

11.



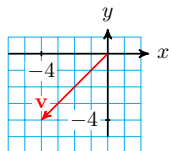
$(4, -1)$

12.



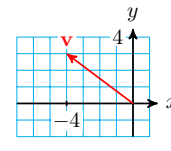
$(-3, 1)$

13.



$(0, -2)$

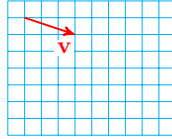
14.



$(-3, -1)$

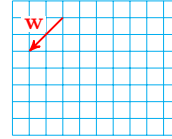
Exercise Group. For Problems 15–18, draw the scalar multiples of the given vectors.

15.



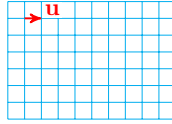
$-2\mathbf{v}$ and $1.5\mathbf{v}$

16.




$-\frac{1}{2}\mathbf{w}$ and $3\mathbf{w}$

17.



$-2.5\mathbf{u}$ and $\sqrt{2}\mathbf{u}$

18.



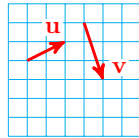
$-\sqrt{6}\mathbf{t}$ and $5.4\mathbf{t}$

Exercise Group. For Problems 19–26,

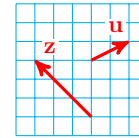
a draw the resultant vector,

b calculate the length and direction of the resultant vector.

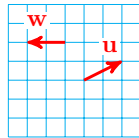
19. $\mathbf{A} = \mathbf{u} + \mathbf{v}$



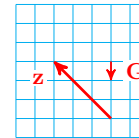
20. $\mathbf{B} = \mathbf{z} + \mathbf{u}$



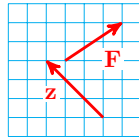
21. $\mathbf{C} = \mathbf{w} + \mathbf{u}$



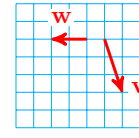
22. $\mathbf{D} = \mathbf{G} + \mathbf{z}$



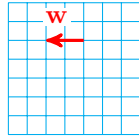
23. $\mathbf{E} = \mathbf{z} + \mathbf{F}$



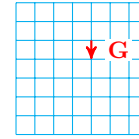
24. $\mathbf{F} = \mathbf{w} + \mathbf{v}$



25. $\mathbf{G} = \mathbf{w} + \mathbf{w}$



26. $\mathbf{H} = \mathbf{G} + \mathbf{G}$



Exercise Group. For Problems 27–30, find the magnitude and direction of the vector.

27. $v_x = 5, v_y = -12$

28. $v_x = -8, v_y = 15$

29. $v_x = -6, v_y = -7$

30. $v_x = 1, v_y = -3$

Exercise Group. For Problems 31–38, sketch the vectors, then calculate the resultant.

31. Add the vector \mathbf{v} of length 45 pointing 26° east of north to the vector \mathbf{w} of length 32 pointing 17° south of west.
32. Add the vector \mathbf{v} of length 105 pointing 41° west of south to the vector \mathbf{w} of length 77 pointing 8° west of north.
33. Let \mathbf{v} have length 8 and point in the direction 80° counterclockwise from the positive x -axis. Let \mathbf{w} have length 13 and point in the direction 200° counterclockwise from the positive x -axis. Find $\mathbf{v} + \mathbf{w}$.
34. Let \mathbf{a} have length 43 and point in the direction 107° counterclockwise from the positive x -axis. Let \mathbf{b} have length 19 and point in the direction 309° counterclockwise from the positive x -axis. Find $\mathbf{a} + \mathbf{b}$.
35. Esther swam 3.6 miles heading 20° east of north. However, the water current displaced her by 0.9 miles in the direction 37° east of north. How far is Esther from her starting point, and in what direction?
36. Rani paddles her canoe 4.5 miles in the direction 12° west of north. The water current pushes her 0.3 miles off course in the direction 5° east of north. How far is Rani from her starting point, and in what direction?
37. Brenda wants to fly to an airport that is 103 miles due west in 1 hour. The prevailing winds blow in the direction 112° east of north at 28 miles per hour, so Brenda will head her plane somewhat north of due west to compensate. What airspeed and direction should Brenda take?
38. Ryan wants to cross a 300 meter wide river running due south at 80 meters per minute. There are rocks upstream and rapids downstream, so he wants to paddle straight across from east to west. In what direction should he point his kayak, and how fast should his water speed be in order to cross the river in 2 minutes? (Hint: The current will move him 160 meters due south compared with where his speed and direction would take him if the current stopped. Compute the distance he would have traveled, then divide by 2 minutes to get the speed.)

Exercise Group. For Problems 39–42,

- a find the horizontal and vertical components of the vectors,
- b use the components to calculate the resultant vector.

39. A ship maintains a heading of 30° east of north and a speed of 20 miles per hour. There is a current in the water running 45° south of east at a speed of 10 miles per hour. What is the actual direction and speed of the ship?
40. A plane is heading due south, with an airspeed of 180 kilometers per hour. The wind is blowing at 50 kilometers per hour in a direction 45° south of west. What is the actual direction and speed of the plane?
41. The campground is 3.6 kilometers from the trail head in the direction 20° west of north. A ranger station is located 2.3 kilometers from the campsite in a direction of 8° west of south. What is the distance and direction from the trail head to the ranger station?
42. The treasure is buried 40 paces due east from the dead tree. From the buried treasure, a hidden mine shaft is 100 paces distant in a direction of 32° north of west. What is the distance and direction from the dead tree to mine shaft?

Exercise Group. Subtracting Vectors

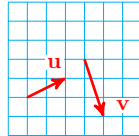
Multiplying a vector \mathbf{v} by -1 gives a vector $-\mathbf{v}$ that has the same magnitude as \mathbf{v} but points in the opposite direction. We define subtraction of two vectors the same way we define subtraction of integers:

$$\mathbf{u} - \mathbf{v} = \mathbf{u} + (-\mathbf{v})$$

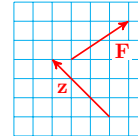
That is, to subtract a vector \mathbf{v} , we add its opposite.

For Problems 43–50, draw the resultant vector.

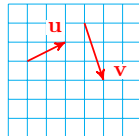
43. $\mathbf{A} = \mathbf{u} - \mathbf{v}$



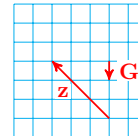
44. $\mathbf{B} = \mathbf{F} - \mathbf{z}$



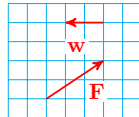
45. $\mathbf{C} = \mathbf{v} - \mathbf{u}$



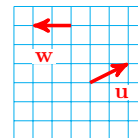
46. $\mathbf{D} = \mathbf{z} - \mathbf{G}$



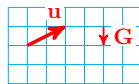
47. $\mathbf{P} = \mathbf{w} - \mathbf{F}$



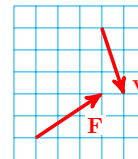
48. $\mathbf{Q} = \mathbf{u} - \mathbf{w}$



49. $\mathbf{R} = \mathbf{G} - \mathbf{u}$



50. $\mathbf{S} = \mathbf{v} - \mathbf{F}$



51. Find the horizontal and vertical components of \mathbf{u} , \mathbf{v} , and \mathbf{A} from Problem 43. What do you notice when you compare the horizontal components of two vectors with the horizontal component of the difference?
52. Find the horizontal and vertical components of \mathbf{z} , \mathbf{y} , and \mathbf{B} from Problem 44. What do you notice when you compare the vertical components of two vectors with the vertical component of the difference?

9.2 Coordinate Form

Introduction

In Section 9.1 we saw how to resolve a vector into horizontal and vertical components. Thus, every vector can be expressed as the sum of a horizontal vector and a vertical vector.

Example 9.22 A vector \mathbf{w} has magnitude 4 and direction $\theta = 29^\circ$, where θ is measured counter-clockwise from the positive x -axis. Express \mathbf{w} as the sum of a horizontal vector, \mathbf{w}_x , and a vertical vector, \mathbf{w}_y .

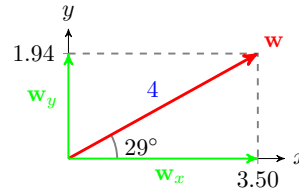
Solution. The components of \mathbf{w} are given by

$$w_x = \|\mathbf{w}\| \cos(\theta)$$

$$= 4 \cos(29^\circ) = 3.50$$

$$w_y = \|\mathbf{w}\| \sin(\theta)$$

$$= 4 \sin(29^\circ) = 1.94$$



Then $\mathbf{w} = \mathbf{w}_x + \mathbf{w}_y$, where \mathbf{w}_x is a horizontal vector of magnitude 3.50, and \mathbf{w}_y is a vertical vector of magnitude 1.94. See the figure above. \square

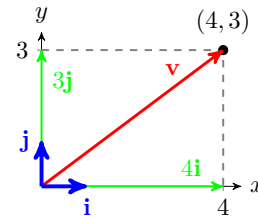
Checkpoint 9.23 A vector \mathbf{u} has magnitude 2 and direction $\theta = 116^\circ$, where θ is in standard position. Express \mathbf{u} as the sum of a horizontal vector, \mathbf{u}_x , and a vertical vector, \mathbf{u}_y .

Answer. $\mathbf{u} = \mathbf{u}_x + \mathbf{u}_y$, where $\|\mathbf{u}_x\| = -1.943$, $\|\mathbf{u}_y\| = 0.473$

Unit Vectors

It is often useful to describe a vector by giving its horizontal and vertical components, instead of its magnitude and direction. To make the notation easier, we give names to the vectors of length 1 that point in the x - and y -directions. A vector of magnitude 1 is called a **unit vector**. We can have unit vectors in any direction, but the unit vector in the x -direction is denoted by \mathbf{i} , and the unit vector in the y -direction is called \mathbf{j} , as shown below.

By taking scalar multiples of \mathbf{i} and \mathbf{j} , we can describe any vector that lies in the directions of the coordinate axes. For example, $4\mathbf{i}$ represents the vector of magnitude 4 pointing in the x -direction, and $3\mathbf{j}$ represents the vector of magnitude 3 pointing in the y -direction. And by adding multiples of \mathbf{i} and \mathbf{j} , we can represent any vector we like. The vector $\mathbf{v} = 4\mathbf{i} + 3\mathbf{j}$ is shown at right.



Because the components of the vector are chosen to align with the coordinate system, we call this the **coordinate form** of the vector.

Coordinate Form of a Vector.

The vector

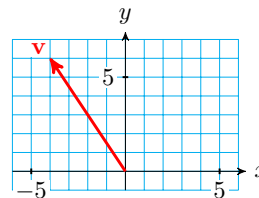
$$\mathbf{v} = a\mathbf{i} + b\mathbf{j}$$

is the vector whose horizontal component is a and whose vertical component is b .

The coordinate form of the vector \mathbf{w} in the previous example is $\mathbf{w} = 3.50\mathbf{i} + 1.94\mathbf{j}$.

Example 9.24

State the coordinate form of the vector shown at right.

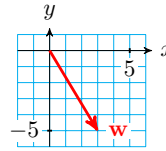


Solution. From its base to its tip, the vector extends 4 units in the negative

\mathbf{i} direction and 6 units in the \mathbf{j} direction. Thus, $\mathbf{v} = -4\mathbf{i} + 6\mathbf{j}$. □

Checkpoint 9.25

State the coordinate form of the vector shown at right.



Answer. $\mathbf{w} = 3\mathbf{i} - 5\mathbf{j}$

Converting Between Geometric and Coordinate Form

It is a simple matter to find the magnitude and direction of a vector given in coordinate form. The vector $\mathbf{v} = 4\mathbf{i} + 3\mathbf{j}$ has magnitude

$$\|\mathbf{v}\| = \sqrt{3^2 + 4^2} = \sqrt{25} = 5$$

and direction $\theta = \tan^{-1}\left(\frac{3}{4}\right) = 36.9^\circ$. Thus, we can readily convert vectors from geometric form to coordinate form or vice versa.

Comparing the Geometric and Coordinate Forms of a Vector.

Suppose that the vector \mathbf{v} has magnitude $\|\mathbf{v}\|$ and points in the direction of the angle θ in standard position. If \mathbf{v} has the coordinate form $\mathbf{v} = a\mathbf{i} + b\mathbf{j}$, then

$$\begin{aligned} a &= \|\mathbf{v}\| \cos(\theta) & \|\mathbf{v}\| &= \sqrt{a^2 + b^2} \\ b &= \|\mathbf{v}\| \sin(\theta) & \tan(\theta) &= \frac{b}{a} \end{aligned}$$

Example 9.26

- Find the geometric form of the vector $\mathbf{w} = -3\mathbf{i} - 2\mathbf{j}$.
- Find the coordinate form of the vector whose magnitude is 5 and whose direction is the angle $\theta = 135^\circ$.

Solution.

- The magnitude of \mathbf{w} is $\|\mathbf{w}\| = \sqrt{(-3)^2 + (-2)^2} = \sqrt{13}$. The direction satisfies the equation $\tan(\theta) = \frac{-2}{-3}$. Because the point $(-3, -2)$ lies in the third quadrant, we know that θ must be a third quadrant angle. Thus, $\theta = \tan^{-1}\left(\frac{2}{3}\right) + 180^\circ = 213.69^\circ$.

- The coordinates of the vector are given by

$$a = 5 \cos(135^\circ) = \frac{-5}{\sqrt{2}}, \quad b = 5 \sin(135^\circ) = \frac{5}{\sqrt{2}}$$

so the coordinate form is $\mathbf{w} = \frac{-5}{\sqrt{2}}\mathbf{i} + \frac{5}{\sqrt{2}}\mathbf{j}$.

□

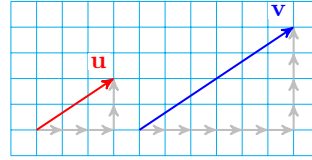
Checkpoint 9.27 Find the geometric form of the vector $\mathbf{F} = -6\mathbf{i} + 8\mathbf{j}$.

Answer. magnitude 10, direction 127°

Scalar Multiples of Vectors in Coordinate Form

Scalar multiplication is easy to compute in coordinate form. This is really a consequence of the fact that the sides of similar triangles are proportional.

The figure at right shows the vectors $\mathbf{u} = 3\mathbf{i} + 2\mathbf{j}$ and $\mathbf{v} = 2\mathbf{u}$. The vector \mathbf{v} is twice as long as \mathbf{u} and points in the same direction as \mathbf{u} . You can see that each component of \mathbf{v} is twice the corresponding component of \mathbf{u} , so that $\mathbf{v} = 6\mathbf{i} + 4\mathbf{j}$.



Scalar Multiplication in Coordinate Form.

If $\mathbf{v} = a\mathbf{i} + b\mathbf{j}$ and k is a scalar, then

$$k\mathbf{v} = kai + kbj$$

In other words, to find a scalar multiple of a vector in coordinate form, we multiply each component by the scalar.

Example 9.28 The vector \mathbf{v} has coordinate form $\mathbf{v} = 4\mathbf{i} - 7\mathbf{j}$. Find the coordinate form for the vector $\mathbf{w} = -\frac{1}{2}\mathbf{v}$.

Solution. We multiply each component of \mathbf{v} by $-\frac{1}{2}$ to get $\mathbf{w} = -2\mathbf{i} + \frac{7}{2}\mathbf{j}$. \square

Checkpoint 9.29 Find the coordinate form for the vector $\mathbf{u} = 3\mathbf{v}$, where $\mathbf{v} = -12\mathbf{i} + 15\mathbf{j}$.

Answer. $\mathbf{u} = -36\mathbf{i} + 45\mathbf{j}$

If we divide a non-zero vector \mathbf{v} by its own length, we create a unit vector that points in the same direction as \mathbf{v} . (Dividing a vector by a scalar k is the same as multiplying the vector by $\frac{1}{k}$.)

Example 9.30 Find a unit vector pointing in the same direction as $\mathbf{v} = 2\mathbf{i} - 4\mathbf{j}$.

Solution. We first compute the magnitude of \mathbf{v} .

$$\|\mathbf{v}\| = \sqrt{2^2 + (-4)^2} = \sqrt{20} = 2\sqrt{5}$$

Next we multiply \mathbf{v} by the reciprocal of its length. The unit vector in the same direction as \mathbf{v} is then

$$\begin{aligned} \mathbf{u} &= \frac{1}{\|\mathbf{v}\|}\mathbf{v} = \frac{1}{2\sqrt{5}}(2\mathbf{i} - 4\mathbf{j}) \\ &= \frac{1}{2\sqrt{5}} \cdot 2\mathbf{i} + \frac{1}{2\sqrt{5}} \cdot (-4\mathbf{j}) = \frac{1}{\sqrt{5}}\mathbf{i} + \frac{-2}{\sqrt{5}}\mathbf{j} \end{aligned}$$

\square

By computing its length, you can check that the vector \mathbf{u} found in the previous Example really is a unit vector.

$$\|\mathbf{u}\| = \sqrt{\left(\frac{1}{\sqrt{5}}\right)^2 + \left(\frac{-2}{\sqrt{5}}\right)^2} = \sqrt{\frac{1}{5} + \frac{4}{5}} = \sqrt{1} = 1$$

Once we have a unit vector \mathbf{u} that points in a given direction, we can create a vector of any length in that direction, simply by scaling \mathbf{u} by the length we desire. For example, the vector of length 10 pointing in the same direction as \mathbf{v} in the previous example is

$$\begin{aligned} 10\mathbf{u} &= 10 \cdot \left(\frac{1}{\sqrt{5}}\mathbf{i} + \frac{-2}{\sqrt{5}}\mathbf{j} \right) \\ &= 10 \cdot \frac{1}{\sqrt{5}}\mathbf{i} + 10 \cdot \frac{-2}{\sqrt{5}}\mathbf{j} \\ &= 2\sqrt{5}\mathbf{i} - 4\sqrt{5}\mathbf{j} \end{aligned}$$

Scaling a Vector.

A unit vector \mathbf{u} in the direction of \mathbf{v} is given by $\mathbf{u} = \frac{1}{\|\mathbf{v}\|}\mathbf{v}$.

A vector \mathbf{w} of length k in the direction of \mathbf{v} is given by $\mathbf{w} = \frac{k}{\|\mathbf{v}\|}\mathbf{v}$.

Checkpoint 9.31 Find a unit vector \mathbf{u} and a vector \mathbf{w} of length 10 pointing in the same direction as $\mathbf{v} = -\mathbf{i} + 3\mathbf{j}$.

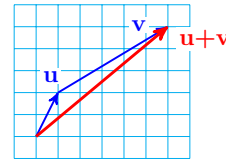
Answer. $\mathbf{u} = -\frac{1}{\sqrt{10}}\mathbf{i} + \frac{3}{\sqrt{10}}\mathbf{j}$, $\mathbf{w} = -\sqrt{10}\mathbf{i} + 3\sqrt{10}\mathbf{j}$

Adding Vectors in Coordinate Form

It is also easy to add vectors in coordinate form. The figure below shows the sum of $\mathbf{u} = \mathbf{i} + 2\mathbf{j}$ and $\mathbf{v} = 5\mathbf{i} + 3\mathbf{j}$. Remember that we add two vectors by following the first vector by the second.

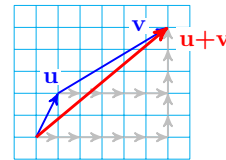
The vector sum describes the path

- 1 unit in the x -direction, then
- 2 units in the y -direction, then
- 5 units in the x -direction, then
- 3 units in the y -direction.



But we arrive at the same endpoint by traveling

- $1 + 5 = 6$ units in the x -direction, then
- $2 + 3 = 5$ units in the y -direction.



The resultant vector has components that are just the sums of the components of the vectors \mathbf{u} and \mathbf{v} . To add two vectors in coordinate form, we add the corresponding components.

Sum of Vectors in Coordinate Form.

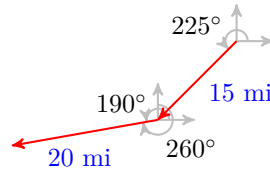
If $\mathbf{u} = a\mathbf{i} + b\mathbf{j}$ and $\mathbf{v} = c\mathbf{i} + d\mathbf{j}$, then

$$\mathbf{u} + \mathbf{v} = (a + c)\mathbf{i} + (b + d)\mathbf{j}$$

Example 9.32 Kyle flew 15 miles southwest and then 20 miles on a bearing of 260° . What is his current position relative to his starting point?

Solution. A sketch of Kyle's journey is shown below. We begin by converting the vector for each leg of his journey into coordinate form.

$$\begin{aligned}
 v_x &= 15 \cos(225^\circ) = -10.607 \\
 v_y &= 15 \sin(225^\circ) = -10.607 \\
 w_x &= 20 \cos(190^\circ) = -19.696 \\
 w_y &= 20 \sin(190^\circ) = -3.473
 \end{aligned}$$



Thus,

$$\mathbf{v} = -10.607\mathbf{i} - 10.607\mathbf{j} \quad \text{and} \quad \mathbf{w} = -19.696\mathbf{i} - 3.473\mathbf{j}$$

We find the resultant vector, \mathbf{r} , by adding \mathbf{v} and \mathbf{w} .

$$\begin{aligned}
 \mathbf{r} &= (-10.607 - 19.696)\mathbf{i} + (-10.607 - 3.473)\mathbf{j} \\
 &= -30.303\mathbf{i} - 14.08\mathbf{j}
 \end{aligned}$$

Kyle's position vector is $\mathbf{r} = 30.303\mathbf{i} - 14.08\mathbf{j}$, or about 30.3 miles west and 14.1 miles south of his starting position. \square

Checkpoint 9.33 Arianna's yacht heads 10° west of north at a speed of 20 kilometers per hour relative to the water. However, the water is moving 70° east of north at 4 kilometers per hour. What is Arianna's velocity relative to land?

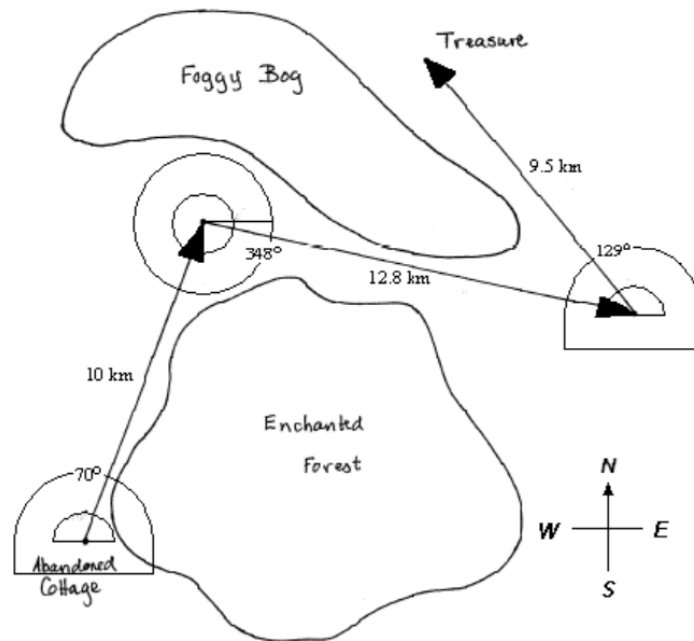
Answer. 22.7 kph due north

The coordinate form is especially efficient if we want to add more than two vectors.

Example 9.34 While exploring an abandoned cottage in the woods, you discover an old map showing the location of a buried treasure.

- 1 From the cottage, go 10 km in the direction 70° .
- 2 From that point, go 12.8 km in the direction 348° .
- 3 Finally, go 9.5 km in the direction 129° .

You wonder if the directions will lead you safely to the treasure. You draw vectors to illustrate the path described by the directions, as shown in the figure.



Instead of following the map directions, you plan to fly by helicopter from the abandoned cottage directly to the treasure, but you will need to know the correct heading and distance to fly. Draw the vector for the net displacement from the cottage to the treasure, and give its length and direction.

Solution. The helicopter's flight plan is the vector sum of the three vectors \mathbf{u} , \mathbf{v} , and \mathbf{w} shown in the figure. To find their sum, we resolve each of the three vectors into its components. In coordinate form, the three displacement vectors are

$$\begin{aligned} \mathbf{u} &= (10 \cos(70^\circ))\mathbf{i} + (10 \sin(70^\circ))\mathbf{j} = 3.42\mathbf{i} + 9.40\mathbf{j} \\ \mathbf{v} &= (12.8 \cos(348^\circ))\mathbf{i} + (12.8 \sin(348^\circ))\mathbf{j} = 12.52\mathbf{i} - 2.66\mathbf{j} \\ \mathbf{w} &= (9.5 \cos(129^\circ))\mathbf{i} + (9.5 \sin(129^\circ))\mathbf{j} = -5.98\mathbf{i} + 7.38\mathbf{j} \end{aligned}$$

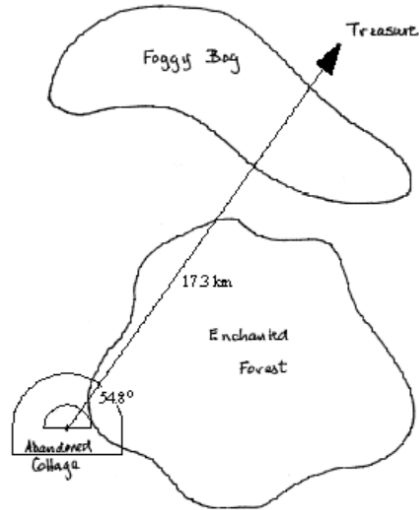
The net displacement is given by the resultant vector, \mathbf{r} . We add the corresponding components of \mathbf{u} , \mathbf{v} , and \mathbf{w} .

$$\begin{aligned} \mathbf{r} &= (3.42\mathbf{i} + 9.40\mathbf{j}) + (12.52\mathbf{i} - 2.66\mathbf{j}) + (-5.98\mathbf{i} + 7.38\mathbf{j}) \\ &= (3.42 + 12.52 - 5.98)\mathbf{i} + (9.40 - 2.66 + 7.38)\mathbf{j} = 10\mathbf{i} + 14.12\mathbf{j} \end{aligned}$$

The treasure is at the point 10 km east and 14.12 km north of the cottage. To find the flight plan for the helicopter, we compute the magnitude and direction of the vector \mathbf{r} .

$$\begin{aligned} \|\mathbf{r}\| &= \sqrt{10^2 + 14.12^2} = 17.3 \\ \tan(\theta) &= \frac{14.12}{10} = 1.412 \\ \theta &= \tan^{-1}(1.412) = 54.69^\circ \end{aligned}$$

Thus, the treasure is 17.3 km from the cottage, in the direction 54.7° from east. The helicopter's flight path is shown at right.

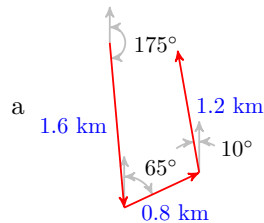


□

Checkpoint 9.35 From your campsite you hike 1.6 km in the direction 175° , then 0.8 km in the direction 65° , and finally 1.2 km in the direction 350° .

- Draw a diagram for your hike, using vectors to represent each of the three segments. Use a grid in which 1 square represents 0.1 km.
- Resolve each vector into components, and determine your location after your hike.

Answer.



b $-1.594\mathbf{i} + 0.139\mathbf{j}$, $0.338\mathbf{i} + 0.725\mathbf{j}$, $1.182\mathbf{i} - 0.208\mathbf{j}$, $-0.074\mathbf{i} + 0.656\mathbf{j}$

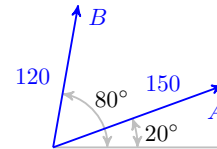
Force

When you push or pull on something, you are exerting a **force** on the object. For example, the weight of an object is actually a force, the result of gravity pulling the object towards the earth. A force has magnitude (measured in pounds) and direction, so force is a vector quantity. A force applied to an object causes the object to accelerate in the direction of the force.

When two or more forces act simultaneously on an object, the object moves as if it were acted on by the sum of the individual force vectors. The sum of all the forces acting on an object is called the **resultant force**.

Example 9.36

Abe and Bart are trying to move a refrigerator by pulling on it with forces of 150 pounds and 120 pounds respectively, as shown in figure (a). What is the resulting force on the refrigerator, and in what direction will it move?



Solution. We write each force in its coordinate form.

$$\mathbf{A} = (150 \cos(20^\circ))\mathbf{i} + (150 \sin(20^\circ))\mathbf{j} = 140.95\mathbf{i} + 51.30\mathbf{j}$$

$$\mathbf{B} = (120 \cos(80^\circ))\mathbf{i} + (120 \sin(80^\circ))\mathbf{j} = 20.84\mathbf{i} + 118.18\mathbf{j}$$

Next, we add the forces applied by Abe and Bart to find the resultant force, $\mathbf{r} = \mathbf{A} + \mathbf{B}$.

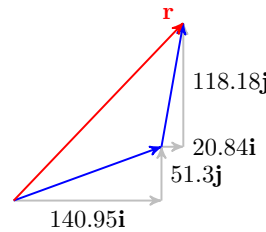
$$\begin{aligned}\mathbf{r} &= (140.95\mathbf{i} + 51.30\mathbf{j}) + (20.84\mathbf{i} + 118.18\mathbf{j}) \\ &= 161.75\mathbf{i} + 169.48\mathbf{j}\end{aligned}$$

The magnitude of the resultant force is

$$\|\mathbf{r}\| = \sqrt{161.75^2 + 169.48^2} = 234.28$$

and the direction of the force is given by

$$\tan^{-1}\left(\frac{169.48}{161.75}\right) = 46.33^\circ$$



The force exerted on the refrigerator is about 234 pounds, and it will move at an angle of 46° from the horizontal segment shown in the figure. \square

Checkpoint 9.37 Two tugboats pull on a barge in the river with forces $\mathbf{u} = 20\mathbf{i} + 8\mathbf{j}$ and $\mathbf{v} = 28\mathbf{i} - 6\mathbf{j}$, measured in thousands of pounds. In what direction will the barge move, and what is the magnitude of the force propelling it?

Answer. 2.4° , 48.04 thousand lbs

If vectors \mathbf{u} and \mathbf{v} have the same magnitude but opposite directions, then $\mathbf{u} + \mathbf{v}$ has zero magnitude and is called the **zero vector**. A zero displacement vector means that the object started and ended in the same place; a zero velocity vector means that the object is not moving. We denote the zero vector by $\mathbf{0}$, so $\|\mathbf{0}\| = 0$.

The vector that has the same magnitude as \mathbf{v} but the opposite direction is called the **opposite** of \mathbf{v} and denoted by $-\mathbf{v}$. Then

$$\mathbf{v} + -\mathbf{v} = \mathbf{0}$$

If the sum of the forces acting on an object is $\mathbf{0}$, the forces are said to be in **equilibrium**, and the object will remain stationary.

Example 9.38 Recall the refrigerator in the previous example. Carl does not want Abe and Bart to move the refrigerator. How hard must Carl pull so that the refrigerator remains motionless?

Solution. The force \mathbf{C} that Carl applies must equal in magnitude the sum of the forces applied by Abe and Bart, but point in the opposite direction. That is,

$$\mathbf{C} = -\mathbf{r} = -(\mathbf{A} + \mathbf{B})$$

So Carl must pull with 234.3 pounds in the direction $180^\circ + 46.33^\circ = 226.33^\circ$. \square

Checkpoint 9.39 Suppose that $\mathbf{u} + \mathbf{v} + \mathbf{w} = \mathbf{0}$, and that $\mathbf{u} = -8\mathbf{i} + 32\mathbf{j}$ and $\mathbf{v} = 14\mathbf{i} - 26\mathbf{j}$. What is the coordinate form of vector \mathbf{w} ?

Answer. $\mathbf{w} = -6\mathbf{i} - 6\mathbf{j}$

Review the following skills you will need for this section.

Skills Refresher 9.2

- 1 State the sum of angles formula for sine.
- 2 State the sum of angles formula for cosine.
- 3 State the sum of angles formula for tangent.
- 4 Explain how the difference of angles formulas differ from the sum of angles formulas.

For Problems 5 and 6, let $\cos \alpha = \frac{-2}{\sqrt{5}}$, $90^\circ < \alpha < 180^\circ$.

- 5 Find an exact value for $\cos(\alpha + 30^\circ)$.
- 6 Find an exact value for $\tan(\alpha - 30^\circ)$.

Skills Refresher Answers

- 1 $\sin(\alpha + \beta) = \sin(\alpha)\cos(\beta) + \cos(\alpha)\sin(\beta)$
- 2 $\cos(\alpha + \beta) = \cos(\alpha)\cos(\beta) - \sin(\alpha)\sin(\beta)$
- 3 $\tan(\alpha + \beta) = \frac{\tan(\alpha) + \tan(\beta)}{1 - \tan(\alpha)\tan(\beta)}$
- 4 Change subtraction signs to addition and vice versa.
- 5 $\frac{-2\sqrt{3} - 1}{2\sqrt{5}}$
- 6 $\frac{-\sqrt{3} - 2}{1 + 2\sqrt{3}}$

Section 9.2 Summary

Vocabulary

- Unit vector
- Geometric form
- Coordinate form
- Zero vector

Concepts

- 1 A vector of magnitude 1 is called a **unit vector**. The unit vector in the direction of the x -axis is denoted by \mathbf{i} . The unit vector in the direction of the y -axis is called \mathbf{j} .

2

Coordinate Form of a Vector.

The vector

$$\mathbf{v} = a\mathbf{i} + b\mathbf{j}$$

is the vector whose horizontal component is a and whose vertical component is b .

3

Comparing the Geometric and Coordinate Forms of a Vector.

Suppose that the vector \mathbf{v} has magnitude $\|\mathbf{v}\|$ and points in the direction of the angle θ in standard position. If \mathbf{v} has the coordinate form $\mathbf{v} = a\mathbf{i} + b\mathbf{j}$, then

$$\begin{aligned} a &= \|\mathbf{v}\| \cos \theta & \|\mathbf{v}\| &= \sqrt{a^2 + b^2} \\ b &= \|\mathbf{v}\| \sin \theta & \tan \theta &= \frac{b}{a} \end{aligned}$$

4

Scalar Multiplication in Coordinate Form.

If $\mathbf{v} = a\mathbf{i} + b\mathbf{j}$ and k is a scalar, then

$$k\mathbf{v} = ka\mathbf{i} + kb\mathbf{j}$$

5

Sum of Vectors in Coordinate Form.

If $\mathbf{u} = a\mathbf{i} + b\mathbf{j}$ and $\mathbf{v} = c\mathbf{i} + d\mathbf{j}$, then

$$\mathbf{u} + \mathbf{v} = (a + c)\mathbf{i} + (b + d)\mathbf{j}$$

6

Scaling a Vector.

A unit vector \mathbf{u} in the direction of \mathbf{v} is given by $\mathbf{u} = \frac{1}{\|\mathbf{v}\|}\mathbf{v}$.

A vector \mathbf{w} of length k in the direction of \mathbf{v} is given by $\mathbf{w} = \frac{k}{\|\mathbf{v}\|}\mathbf{v}$.

Study Questions

- 1 Is it easier to add vectors in geometric form or in coordinate form? Why?
- 2 To find a unit vector in the direction of \mathbf{v} , multiply the coordinates of \mathbf{v} by _____.

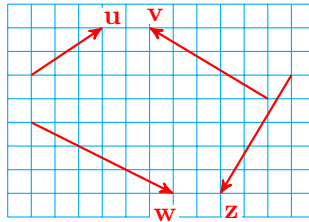
- 3 To find a vector of length k in the direction of \mathbf{v} , multiply the coordinates of \mathbf{v} by _____.
- 4 Name two physical quantities that are represented by vectors.

Skills

- 1 Convert the coordinate form of a vector to geometric form #7–18
- 2 Convert the geometric form of a vector to coordinate form #19–22, 47–50
- 3 Compute sums and scalar multiples of vectors #1–8, 23–28, 47–50
- 4 Find a vector in a given direction with a given length #39–46
- 5 Solve problems with vectors #51–60

Homework 9-2

Exercise Group. For Problems 1–4, give the coordinate form of each vector shown in the figure. Use the coordinate form to find the following.



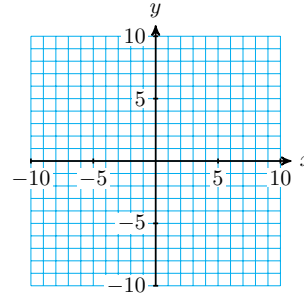
1.
 - a $\|\mathbf{u}\|$
 - b $2\mathbf{u}$
 - c $\|2\mathbf{u}\|$
2.
 - a $\|\mathbf{v}\|$
 - b $\frac{1}{2}\mathbf{v}$
 - c $\left\|\frac{1}{2}\mathbf{v}\right\|$
3.
 - a $\|\mathbf{w}\|$
 - b $-\mathbf{w}$
 - c $\|-\mathbf{w}\|$
4.
 - a $\|\mathbf{z}\|$
 - b $-3\mathbf{z}$
 - c $\| -3\mathbf{z}\|$
5.
 - a For the vectors \mathbf{u} and \mathbf{v} above, calculate $\mathbf{u} + \mathbf{v}$ and $\|\mathbf{u} + \mathbf{v}\|$.
 - b Which of the following statements is true?
 - i $\|\mathbf{u}\| + \|\mathbf{v}\| \leq \|\mathbf{u} + \mathbf{v}\|$
 - ii $\|\mathbf{u}\| + \|\mathbf{v}\| = \|\mathbf{u} + \mathbf{v}\|$
 - iii $\|\mathbf{u}\| + \|\mathbf{v}\| \geq \|\mathbf{u} + \mathbf{v}\|$
6.
 - a For the vectors \mathbf{w} and \mathbf{z} above, calculate $\mathbf{w} + \mathbf{z}$ and $\|\mathbf{w} + \mathbf{z}\|$.
 - b Which of the following statements is true?
 - i $\|\mathbf{w}\| + \|\mathbf{z}\| \leq \|\mathbf{w} + \mathbf{z}\|$

$$\text{ii } \|\mathbf{w}\| + \|\mathbf{z}\| = \|\mathbf{w} + \mathbf{z}\|$$

$$\text{iii } \|\mathbf{w}\| + \|\mathbf{z}\| \geq \|\mathbf{w} + \mathbf{z}\|$$

Exercise Group. For Problems 7–10,

- a Sketch the vector and give its coordinate form.
 b Find the magnitude and direction of the vector.



7. The displacement vector from $(1, -2)$ to $(-4, 6)$.
 8. The displacement vector from $(-5, 2)$ to $(4, 7)$.
 9. The displacement vector from $(-2, 9)$ to $(-4, 8)$.
 10. The displacement vector from $(-6, 2)$ to $(3, 0)$.
 11. Hermione is 12 meters east and 3 meters north of Harry. Ron is 6 meters east and 9 meters north of Hermione.
 a Calculate the displacement vector from Harry to Ron in coordinate form. Let \mathbf{i} point east and \mathbf{j} point north.
 b Find the magnitude and direction of the displacement vector.
 12. Delbert and Francine are climbing a rock wall. Delbert is 8 feet to the right and 23 feet above their starting point. Francine is 2 feet to the right and 7 feet above Delbert.
 a Calculate the displacement vector from the starting point to Francine in coordinate form. Let \mathbf{i} point right and \mathbf{j} point up.
 b Find the magnitude and direction of the displacement vector.

Exercise Group. For Problems 13–18, find the magnitude and direction of the vector.

$$13. \mathbf{v} = -6\mathbf{i} + 6\mathbf{j}$$

$$14. \mathbf{p} = -12\mathbf{i} - 5\mathbf{j}$$

$$15. \mathbf{w} = 7\sqrt{3}\mathbf{i} - 7\mathbf{j}$$

$$16. \mathbf{z} = -6\sqrt{2}\mathbf{i} + 6\sqrt{6}\mathbf{j}$$

$$17. \mathbf{q} = 52\mathbf{i} + 96\mathbf{j}$$

$$18. \mathbf{s} = 3.2\mathbf{i} - 1.8\mathbf{j}$$

Exercise Group. For Problems 19–22, find the coordinate form of the vector.

$$19. \|\mathbf{v}\| = 6, \theta = -45^\circ$$

$$20. \|\mathbf{v}\| = 200, \theta = 240^\circ$$

$$21. \|\mathbf{v}\| = 8.3, \theta = 37^\circ$$

$$22. \|\mathbf{v}\| = 23, \theta = 200^\circ$$

Exercise Group. For Problems 23–26, sketch each vector and its components. Use the coordinate form to find the resultant vector $\mathbf{u} + \mathbf{v}$, and sketch it.

$$23. \mathbf{u} = -3\mathbf{i} + 2\mathbf{j}, \mathbf{v} = 4\mathbf{i} - 4\mathbf{j}$$

$$24. \mathbf{u} = 5\mathbf{i} + \mathbf{j}, \mathbf{v} = 2\mathbf{i} - 3\mathbf{j}$$

$$25. \mathbf{u} = -5\mathbf{i} - 2\mathbf{j}, \mathbf{v} = \mathbf{i} + 6\mathbf{j}$$

$$26. \mathbf{u} = 8\mathbf{i} - 3\mathbf{j}, \mathbf{v} = -4\mathbf{i} - 2\mathbf{j}$$

Exercise Group. For Problems 27–30, find the sum $\mathbf{u} + \mathbf{v}$ of the given vectors.

$$27. \mathbf{u} = 13\mathbf{i} - 8\mathbf{j}, \mathbf{v} = -1\mathbf{i} + 11\mathbf{j}$$

$$28. \mathbf{u} = 3.7\mathbf{i} + 2.6\mathbf{j}, \mathbf{v} = -1.3\mathbf{i} - 5.7\mathbf{j}$$

29. $\mathbf{u} = -3\mathbf{i} + 9\mathbf{j}$, $\mathbf{v} = 5.8\mathbf{i} - 7.1\mathbf{j}$

30. $\mathbf{u} = 6\mathbf{i} - 8\mathbf{j}$, $\mathbf{v} = 23\mathbf{i} + 42\mathbf{j}$

Exercise Group. For Problems 31–38, find the coordinate form of the vector, where

$$\mathbf{u} = 2\mathbf{i} + 3\mathbf{j}, \quad \mathbf{v} = -5\mathbf{i} + 4\mathbf{j}, \quad \mathbf{w} = -2\mathbf{i} - 5\mathbf{j}, \quad \mathbf{z} = 8\mathbf{i} - 3\mathbf{j}$$

31. $\mathbf{u} + \mathbf{v}$

32. $\mathbf{w} - \mathbf{z}$

33. $4\mathbf{w}$

34. $-3\mathbf{v}$

35. $2\mathbf{z} - \mathbf{u}$

36. $-\mathbf{w} + 5\mathbf{u}$

37. $3\mathbf{v} - \mathbf{w} + 2\mathbf{u}$

38. $\mathbf{z} - 2(\mathbf{v} + \mathbf{w})$

Exercise Group. For Problems 39–42, find a unit vector \mathbf{u} in the same direction as the given vector.

39. $\mathbf{r} = -12\mathbf{i} + 5\mathbf{j}$

40. $\mathbf{s} = 7\mathbf{i} - 24\mathbf{j}$

41. $\mathbf{t} = \mathbf{i} - \mathbf{j}$

42. $\mathbf{w} = -2\mathbf{i} - 3\mathbf{j}$

Exercise Group. For Problems 43–46, find a vector \mathbf{v} in the same direction as \mathbf{w} , but with the given length.

43. $\mathbf{w} = 8\mathbf{i} + 15\mathbf{j}$, $\|\mathbf{v}\| = 51$

44. $\mathbf{w} = -20\mathbf{i} - 21\mathbf{j}$, $\|\mathbf{v}\| = 58$

45. $\mathbf{w} = -3\mathbf{i} + \mathbf{j}$, $\|\mathbf{v}\| = 4$

46. $\mathbf{w} = \mathbf{i} - 2\mathbf{j}$, $\|\mathbf{v}\| = 7$

Exercise Group. For Problems 47–50,

a Draw a diagram using arrows to represent the vectors.

b Convert each vector to coordinate form.

c Use the coordinate form to add or subtract the vectors.

47. Find $\mathbf{u} + \mathbf{v}$, where \mathbf{u} has magnitude 2.6 and direction $\theta = 23^\circ$, \mathbf{v} has magnitude 5.8 and direction $\theta = 223^\circ$.

48. Find $\mathbf{u} + \mathbf{v}$, where \mathbf{u} has magnitude 50 and direction $\theta = 173^\circ$, \mathbf{v} has magnitude 70 and direction $\theta = 308^\circ$.

49. Find $\mathbf{u} - \mathbf{v}$, where \mathbf{u} has magnitude 35 and direction $\theta = 110^\circ$, \mathbf{v} has magnitude 60 and direction $\theta = 165^\circ$.

50. Find $\mathbf{u} - \mathbf{v}$, where \mathbf{u} has magnitude 12.4 and direction $\theta = 250^\circ$, \mathbf{v} has magnitude 8.8 and direction $\theta = 315^\circ$.

Exercise Group. For Problems 51–56,

a Make a sketch using vectors to illustrate the problem.

b Use the coordinate form of the vectors to solve problem.

51. The tornado displaced the trash bin to a spot 500 meters north and 800 meters east of its original position, and the flood later displaced the bin 2000 meters due south from there. How far and in what direction was the trash bin moved from its original position?

52. A radio-controlled model plane pointed due west with an airspeed of 15 miles per hour, but there was a crosswind from the north at a speed of 8 miles per hour. How fast and in what direction is the plane moving relative to the ground?

53. Nimish flies 10 km in a direction 175° north from east, then turns and flies an additional 12 km due west. How far and in what direction is Nimish's final position relative to his starting point?

- 54. Dena sails 500 yards due south, then turns and sails 350 yards in the direction 300° from east. How far and in what direction is Dena's final position relative to her starting point?
- 55. After leaving the airport, Kelly flew 30 miles at a heading 30° east of north, then 50 miles 70° east of north, and finally 12 miles 20° south of east. What is her current position relative to the airport?
- 56. On a whale-watching trip, the SS Dolphin sailed 15 miles from port on a bearing of 40° , then 8 miles on a bearing of 320° , and then 4 miles on a bearing of 250° . What is her current position relative to port?

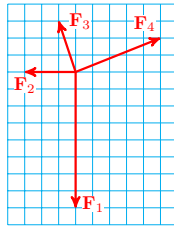
Exercise Group. For Problems 57–60,

- a Find the resultant force.
- b Find the additional force needed for the system to be in equilibrium.

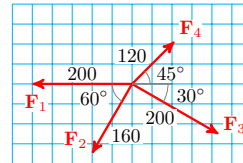
57. $\mathbf{F}_1 = -3\mathbf{i} + \mathbf{j}$, $\mathbf{F}_2 = 5\mathbf{i} - 2\mathbf{j}$,
 $\mathbf{F}_3 = -6\mathbf{i} - 4\mathbf{j}$

58. $\mathbf{F}_1 = 10\mathbf{i} + 4\mathbf{j}$,
 $\mathbf{F}_2 = -12\mathbf{i} - 9\mathbf{j}$,
 $\mathbf{F}_3 = -3\mathbf{i} + 5\mathbf{j}$

59.



60.



61.

- a Find the magnitude of the vector $\mathbf{v} = 6\mathbf{i} - 8\mathbf{j}$, and the magnitude of the vector $2\mathbf{v} = 12\mathbf{i} - 16\mathbf{j}$, and verify that $\|2\mathbf{v}\| = 2\|\mathbf{v}\|$.
- b Let $\mathbf{v} = a\mathbf{i} + b\mathbf{j}$, and verify that $\|k\mathbf{v}\| = k\|\mathbf{v}\|$, for $k > 0$.

62.

- a Find the magnitude of the vector $\mathbf{v} = 3\mathbf{i} + 5\mathbf{j}$, and verify that the vector $\frac{\mathbf{v}}{\|\mathbf{v}\|}$ has magnitude 1.
- b Let $\mathbf{v} = a\mathbf{i} + b\mathbf{j}$, where a and b are not both 0, and verify that $\frac{\mathbf{v}}{\|\mathbf{v}\|}$ is a unit vector.

9.3 The Dot Product

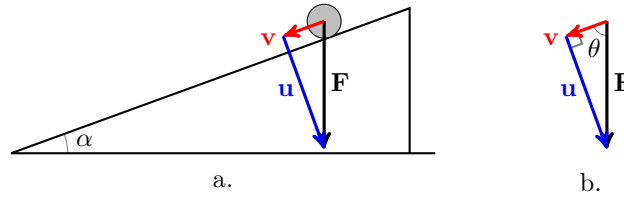
Components

We have seen that it can be useful to resolve a vector into horizontal and vertical components. We can also break a vector into components that point in other directions.

Imagine the following experiment: Delbert holds a ball at shoulder height and then drops it, so that it falls to the ground. Francine holds a ball at shoulder height on an inclined ramp, then releases it so that it rolls downhill. Which ball will reach the ground first?

Although gravity causes both balls to speed up, the free-falling ball will reach the ground first. The force of gravity pulls straight down, the same

direction as the motion of the free-falling ball, but the rolling ball must move at an angle to the pull of gravity, along the surface of the ramp. Only part of the gravitational force accelerates the rolling ball, and the rest of the force is counteracted by the surface of the ramp. What fraction of the gravitational force causes the ball to roll?



In figure (a), the gravitational force \mathbf{F} is resolved into the sum of two vectors, $\mathbf{F} = \mathbf{u} + \mathbf{v}$, where \mathbf{v} points down the ramp, and \mathbf{u} is perpendicular to the ramp. The magnitude of \mathbf{v} is called the component of \mathbf{F} in the direction of motion, and is denoted by $\text{comp}_{\mathbf{v}}\mathbf{F}$. This is the portion of the gravitational force that moves the ball. From figure (b), we see that $\text{comp}_{\mathbf{v}}\mathbf{F} = \|\mathbf{F}\| \cos(\theta)$, where θ is the angle between \mathbf{F} and \mathbf{v} .

Component of a Vector.

The component of a vector \mathbf{F} in the direction of vector \mathbf{v} is

$\text{comp}_{\mathbf{v}}\mathbf{F} = \|\mathbf{F}\| \cos(\theta)$

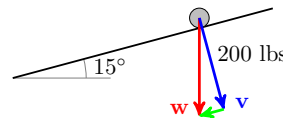
where θ is the angle between \mathbf{F} and \mathbf{v} .

With a little geometry, you can verify that in this example the angle θ is the complement of the angle of inclination of the ramp, α . (Think of similar triangles.) Now suppose that we increase the angle of inclination. As α increases, θ decreases, $\cos(\theta)$ increases, and hence $\text{comp}_{\mathbf{v}}\mathbf{F}$ increases. This result agrees with our experience: as the ramp gets steeper, the ball rolls faster.

Example 9.40 Delbert uses a sheet of plywood as a ramp for his wheelbarrow. The ramp is inclined at an angle of 15° to the horizontal. The plywood can support a maximum weight of 200 pounds. What weight will the ramp support?

Solution. The component of the weight perpendicular to the ramp cannot be more than 200 pounds. If the weight of the wheelbarrow is \mathbf{w} , and \mathbf{v} is a vector perpendicular to the ramp, as shown below, then the angle between \mathbf{v} and \mathbf{w} is 15° , by similar triangles. Thus, the component of \mathbf{w} in the direction of \mathbf{w} is

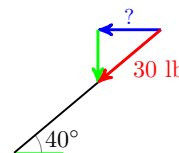
$$\begin{aligned} \text{comp}_{\mathbf{v}}\mathbf{w} &= \|\mathbf{w}\| \cos(15^\circ) = 200 \\ \|\mathbf{w}\|(0.9659) &= 200 \\ \|\mathbf{w}\| &= 207.06 \end{aligned}$$



The ramp can support no more than about 207 pounds. □

Checkpoint 9.41

Delbert pushes a lawn mower whose handle makes a 40° angle with the horizontal. If he applies a force of 30 pounds in the direction of the handle, what is the component of the force in the horizontal direction?



Answer. 23 pounds

Coordinate Form for Components

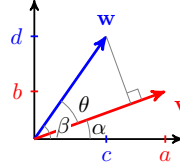
In the examples above, we computed the component of a force \mathbf{F} in the direction of a vector \mathbf{v} by knowing the angle between \mathbf{F} and \mathbf{v} . If the vectors are given in coordinate form (that is, $\mathbf{v} = a\mathbf{i} + b\mathbf{j}$), we may not know the angle between them. Can we compute the component of a vector \mathbf{w} in the direction of \mathbf{v} , in terms of the coordinates of \mathbf{v} and \mathbf{w} ?

Suppose $\mathbf{v} = a\mathbf{i} + b\mathbf{j}$ and $\mathbf{w} = c\mathbf{i} + d\mathbf{j}$, as shown below. We will need to compute the cosine of θ in terms of a , b , c , and d .

First verify that

$$\cos(\alpha) = \frac{a}{\|\mathbf{v}\|} \quad \text{and} \quad \sin(\alpha) = \frac{b}{\|\mathbf{v}\|}$$

$$\cos(\beta) = \frac{c}{\|\mathbf{w}\|} \quad \text{and} \quad \sin(\beta) = \frac{d}{\|\mathbf{w}\|}$$



Because $\theta = \beta - \alpha$, we use the subtraction formula for cosine.

$$\begin{aligned} \cos(\theta) &= \cos(\alpha)\cos(\beta) + \sin(\alpha)\sin(\beta) \\ &= \frac{a}{\|\mathbf{v}\|} \frac{c}{\|\mathbf{w}\|} + \frac{b}{\|\mathbf{v}\|} \frac{d}{\|\mathbf{w}\|} \\ &= \frac{1}{\|\mathbf{v}\|\|\mathbf{w}\|} (ac + bd) \end{aligned}$$

And finally,

$$\text{comp}_{\mathbf{v}} \mathbf{w} = \|\mathbf{w}\| \cos(\theta) = \frac{ac + bd}{\|\mathbf{v}\|}$$

Now we have a formula for the component of a vector \mathbf{w} in the direction of a vector \mathbf{v} .

Component of a Vector in Coordinate Form.

If $\mathbf{v} = a\mathbf{i} + b\mathbf{j}$ and $\mathbf{w} = c\mathbf{i} + d\mathbf{j}$, then the component of \mathbf{w} in the direction of \mathbf{v} is given by

$$\text{comp}_{\mathbf{v}} \mathbf{w} = \frac{ac + bd}{\|\mathbf{v}\|}$$

Caution 9.42 Recall that the "component" of a vector is a scalar. If a vector \mathbf{w} is resolved into two component vectors, $\mathbf{w} = \mathbf{u} + \mathbf{v}$, its components are the *lengths* of the vectors \mathbf{u} and \mathbf{v} . The vectors \mathbf{u} and \mathbf{v} themselves are called the **vector components** of \mathbf{w} .

Example 9.43

- Compute the component of $\mathbf{w} = 6\mathbf{i} + 2\mathbf{j}$ in the direction of $\mathbf{v} = 4\mathbf{i} + 3\mathbf{j}$.
- Find the vector component of \mathbf{w} in the direction of \mathbf{v} .
- Find the vector component of \mathbf{w} perpendicular to \mathbf{v} .

Solution.

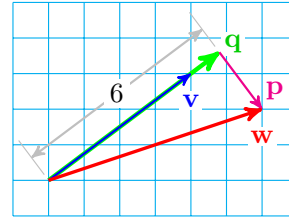
- We use the formula derived above.

$$\text{comp}_{\mathbf{v}} \mathbf{w} = \frac{ac + bd}{\|\mathbf{v}\|} = \frac{4(6) + 3(2)}{\sqrt{4^2 + 3^2}} = \frac{30}{5} = 6$$

Remember that the component of \mathbf{w} in the direction of \mathbf{v} is a scalar; it is the length of the projection of \mathbf{w} onto \mathbf{v} .

- b We would like to find a vector \mathbf{q} of length 6 in the direction of \mathbf{v} , as shown at right. Because $\|\mathbf{v}\| = 5$, we scale the components of \mathbf{v} by $\frac{6}{5}$ to get

$$\mathbf{q} = \frac{6}{5}(4\mathbf{i} + 3\mathbf{j}) = \frac{24}{5}\mathbf{i} + \frac{18}{5}\mathbf{j}$$



- c Because $\mathbf{w} = \mathbf{p} + \mathbf{q}$, where \mathbf{p} is perpendicular to \mathbf{q} , we have

$$\mathbf{p} = \mathbf{w} - \mathbf{q} = (6\mathbf{i} + 2\mathbf{j}) - \left(\frac{24}{5}\mathbf{i} + \frac{18}{5}\mathbf{j}\right) = \frac{6}{5}\mathbf{i} - \frac{8}{5}\mathbf{j}$$

□

Checkpoint 9.44 Write the vector $\mathbf{w} = 6\mathbf{i} + 2\mathbf{j}$ as the sum of two components, one parallel to $\mathbf{v} = \mathbf{i} + \mathbf{j}$ and the other perpendicular to \mathbf{v} .

Answer. $\mathbf{w} = (4\mathbf{i} + 4\mathbf{j}) + (2\mathbf{i} - 2\mathbf{j})$

The Dot Product

The expression $ac + bd$, which we encountered above as part of the formula for $\text{comp}_{\mathbf{v}}\mathbf{w}$, is quite useful and is given a name; it is called the **dot product** of the vectors $\mathbf{v} = a\mathbf{i} + b\mathbf{j}$ and $\mathbf{w} = c\mathbf{i} + d\mathbf{j}$.

It is easy to remember the formula for the dot product if we think of adding the product of the \mathbf{i} -components and the product of the \mathbf{j} -components of the two vectors.

Dot Product.

The **dot product** of two vectors $\mathbf{v} = v_1\mathbf{i} + v_2\mathbf{j}$ and $\mathbf{w} = w_1\mathbf{i} + w_2\mathbf{j}$ is the scalar

$$\mathbf{v} \cdot \mathbf{w} = v_1w_1 + v_2w_2$$

Note 9.45 From the formula above, you can see that the dot product is commutative. That is,

$$\mathbf{v} \cdot \mathbf{w} = \mathbf{w} \cdot \mathbf{v}$$

You can check that this is true in the following example.

Example 9.46 Compute the dot product of $\mathbf{v} = 5\mathbf{i} - 3\mathbf{j}$ and $\mathbf{w} = 4\mathbf{i} + \mathbf{j}$.

Solution. We apply the formula above to find

$$\mathbf{v} \cdot \mathbf{w} = 5(4) + (-3)(1) = 17$$

□

In the examples above, you can see that the dot product of two vectors is a scalar. For this reason, the dot product is also called the **scalar product**.

Checkpoint 9.47 Compute the dot product of $\mathbf{v} = 6\mathbf{i} + 2\mathbf{j}$ and $\mathbf{w} = -2\mathbf{i} + 3\mathbf{j}$.

Answer. -6

We can now write the formula for $\text{comp}_{\mathbf{v}}\mathbf{w}$ using the dot product.

$$\text{comp}_{\mathbf{v}}\mathbf{w} = \|\mathbf{w}\| \cos(\theta) = \frac{ac + bd}{\|\mathbf{v}\|} = \frac{\mathbf{v} \cdot \mathbf{w}}{\|\mathbf{v}\|}$$

We have derived an alternate formula for a component of a vector.

Component of a Vector.

The component of \mathbf{w} in the direction of \mathbf{v} is the scalar

$$\text{comp}_{\mathbf{v}}\mathbf{w} = \frac{\mathbf{v} \cdot \mathbf{w}}{\|\mathbf{v}\|}$$

Example 9.48 Compute the component of $\mathbf{v} = 5\mathbf{i} - 3\mathbf{j}$ in the direction of $\mathbf{w} = 4\mathbf{i} + \mathbf{j}$.

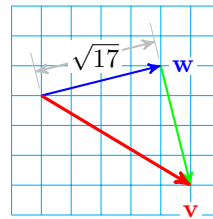
Solution. Using the formula above, we have $\text{comp}_{\mathbf{w}}\mathbf{v} = \frac{\mathbf{v} \cdot \mathbf{w}}{\|\mathbf{w}\|}$. We first compute $\mathbf{v} \cdot \mathbf{w}$ and $\|\mathbf{w}\|$.

$$\mathbf{v} \cdot \mathbf{w} = 5(4) + (-3)(1) = 17 \quad \text{and} \quad \|\mathbf{w}\| = \sqrt{4^2 + 1^2} = \sqrt{17}$$

Thus,

$$\text{comp}_{\mathbf{w}}\mathbf{v} = \frac{\mathbf{v} \cdot \mathbf{w}}{\|\mathbf{w}\|} = \frac{17}{\sqrt{17}} = \sqrt{17}$$

The length of the projection of \mathbf{v} in the direction of \mathbf{w} is $\sqrt{17}$ units, as shown at right.



□

Checkpoint 9.49 Compute the component of $\mathbf{u} = 2\mathbf{i} + 3\mathbf{j}$ in the direction of $\mathbf{v} = 6\mathbf{i} + 5\mathbf{j}$.

Answer. $\frac{27}{\sqrt{61}}$

Geometric Meaning of the Dot Product

An even more important relationship, which gives geometric meaning to the dot product, follows from the formula for a component. We now have two ways to compute the component of \mathbf{w} in the direction of \mathbf{v} :

$$\text{comp}_{\mathbf{v}}\mathbf{w} = \|\mathbf{w}\| \cos \theta \quad \text{and} \quad \text{comp}_{\mathbf{v}}\mathbf{w} = \frac{\mathbf{v} \cdot \mathbf{w}}{\|\mathbf{v}\|}$$

Equating these two expressions, we find

$$\|\mathbf{w}\| \cos(\theta) = \frac{\mathbf{v} \cdot \mathbf{w}}{\|\mathbf{v}\|}$$

or $\|\mathbf{v}\| \|\mathbf{w}\| \cos \theta = \mathbf{v} \cdot \mathbf{w}$. This is a geometric formula for the dot product.

Geometric Form for the Dot Product.

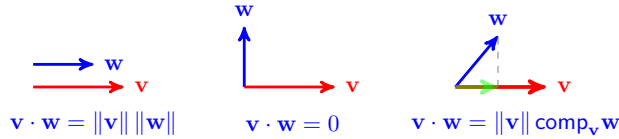
The **dot product** of two vectors \mathbf{v} and \mathbf{w} is the scalar

$$\mathbf{v} \cdot \mathbf{w} = \|\mathbf{v}\| \|\mathbf{w}\| \cos(\theta)$$

where θ is the angle between the vectors.

The dot product is a way of multiplying two vectors that depends on the angle between them.

- If $\theta = 0^\circ$, so that \mathbf{v} and \mathbf{w} point in the same direction, then $\cos(\theta) = 1$ and $\mathbf{v} \cdot \mathbf{w}$ is just the product of their lengths, $\|\mathbf{v}\|\|\mathbf{w}\|$.
- If \mathbf{v} and \mathbf{w} are perpendicular, then $\cos(\theta) = 0$, so $\mathbf{v} \cdot \mathbf{w} = 0$. (Two vectors \mathbf{v} and \mathbf{w} are said to be **orthogonal** if their dot product is zero.)
- If θ is between 0° and 90° , the dot product multiplies the length of \mathbf{v} times the component of \mathbf{w} in the direction of \mathbf{v} .



Example 9.50 Show that the vectors $\mathbf{v} = 2\mathbf{i} + 6\mathbf{j}$ and $\mathbf{w} = -9\mathbf{i} + 3\mathbf{j}$ are orthogonal.

Solution. We compute the dot product of the vectors.

$$\mathbf{v} \cdot \mathbf{w} = 2(-9) + 6(3) = 0$$

Thus, $\|\mathbf{v}\|\|\mathbf{w}\| \cos(\theta) = 0$, so \mathbf{v} and \mathbf{w} are orthogonal. Because neither $\|\mathbf{v}\| = 0$ or $\|\mathbf{w}\| = 0$, it must be the case that $\cos(\theta) = 0$, so $\theta = 90^\circ$ or 270° . \square

Checkpoint 9.51

- Show that the vectors $\mathbf{v} = a\mathbf{i} + b\mathbf{j}$ and $\mathbf{w} = -b\mathbf{i} + a\mathbf{j}$ are orthogonal.
- Find a vector \mathbf{w} perpendicular to $\mathbf{v} = -3\mathbf{i} - 5\mathbf{j}$.

Answer.

a $\mathbf{u} \cdot \mathbf{v} = -ab + ab = 0$

b $5\mathbf{i} - 3\mathbf{j}$

Using the dot product, we can find the angle between two vectors.

Angle Between Two Vectors.

The angle θ between two vectors \mathbf{v} and \mathbf{w} is given by

$$\cos(\theta) = \frac{\mathbf{v} \cdot \mathbf{w}}{\|\mathbf{v}\|\|\mathbf{w}\|}$$

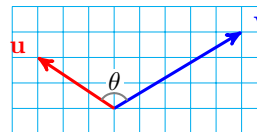
Example 9.52 Find the angle between the vectors $\mathbf{u} = -3\mathbf{i} + 2\mathbf{j}$ and $\mathbf{v} = 5\mathbf{i} + 3\mathbf{j}$.

Solution. We first compute $\mathbf{u} \cdot \mathbf{v}$ and the magnitude of each vector.

$$\mathbf{u} \cdot \mathbf{v} = -3(5) + 2(3) = -9$$

$$\|\mathbf{u}\| = \sqrt{(-3)^2 + 2^2} = \sqrt{13}$$

$$\|\mathbf{v}\| = \sqrt{5^2 + 3^2} = \sqrt{34}$$



Then we apply the formula for $\cos(\theta)$.

$$\cos(\theta) = \frac{\mathbf{v} \cdot \mathbf{w}}{\|\mathbf{v}\|\|\mathbf{w}\|} = \frac{-9}{\sqrt{13}\sqrt{34}} = -0.4281$$

$$\theta = \cos^{-1}(-0.4281) = 115.35^\circ$$

The angle between the vectors is 115.35° . \square

Checkpoint 9.53 Find the angle between the vectors $\mathbf{u} = 4\mathbf{i} - 6\mathbf{j}$ and $\mathbf{v} = 2\mathbf{i} + 8\mathbf{j}$.

Answer. 132.27°

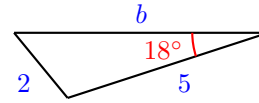
Review the following skills you will need for this section.

Skills Refresher 9.3

1

a Find the height h of the triangle.

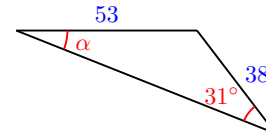
b How far is the foot of the altitude from the vertex of the 18° angle?



2

a Find the height h of the triangle.

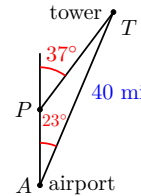
b Find the length of the third side of the triangle.



3

a How far north is the tower from the airport? How far east?

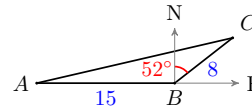
b What is the distance from A to P ?



4

a Find the distance from A to C .

b How far north is point C from point B ?



Skills Refresher Answers

1 a 1.55

b 4.76

2 a 19.57

b 81.83

3 a 36.92 mi, 15.63 mi

b 16.08 mi

4 a 21.87

b 5.95

Section 9.3 Summary

Vocabulary

- Dot product
- Scalar product
- Orthogonal

Concepts

1

Dot Product (Coordinate Formula).

The **dot product** of two vectors $\mathbf{v} = v_1\mathbf{i} + v_2\mathbf{j}$ and $\mathbf{w} = w_1\mathbf{i} + w_2\mathbf{j}$ is the scalar

$$\mathbf{v} \cdot \mathbf{w} = v_1w_1 + v_2w_2$$

- 2 The dot product is a way of multiplying two vectors that depends on the angle between them.

3

Dot Product (Geometric Formula).

The **dot product** of two vectors \mathbf{v} and \mathbf{w} is the scalar

$$\mathbf{v} \cdot \mathbf{w} = \|\mathbf{v}\| \|\mathbf{w}\| \cos(\theta)$$

where θ is the angle between the vectors.

- 4 The component of a vector \mathbf{w} in the direction of vector \mathbf{v} is the length of the vector projection of \mathbf{w} onto \mathbf{v} .

5

Component of a Vector.

The component of \mathbf{w} in the direction of \mathbf{v} is the scalar

$$\text{comp}_{\mathbf{v}} \mathbf{w} = \frac{\mathbf{v} \cdot \mathbf{w}}{\|\mathbf{v}\|}$$

6

Angle Between Two Vectors.

The angle θ between two vectors \mathbf{v} and \mathbf{w} is given by

$$\cos(\theta) = \frac{\mathbf{v} \cdot \mathbf{w}}{\|\mathbf{v}\| \|\mathbf{w}\|}$$

- 7 Two vectors \mathbf{v} and \mathbf{w} are orthogonal if $\mathbf{v} \cdot \mathbf{w} = 0$

Study Questions

- 1 If \mathbf{u} and \mathbf{v} have the same direction, what is $\text{comp}_{\mathbf{u}} \mathbf{v}$?
- 2 If \mathbf{u} is perpendicular to \mathbf{v} , what is $\text{comp}_{\mathbf{u}} \mathbf{v}$?
- 3 What is the angle between \mathbf{u} and \mathbf{v} that makes their dot product as large as possible?
- 4 What does the dot product of two unit vectors tell you?

Skills

- 1 Find the component of \mathbf{w} in the direction of \mathbf{v} #1–6, 37–40
- 2 Compute the dot product #11–22, 27–36
- 3 Find the angle between two vectors #23–26
- 4 Resolve a vector into components in given directions #7–10, 41–42

Homework 9-3

Exercise Group. For Problems 1–6, find the component of \mathbf{w} in the direction of \mathbf{v} .

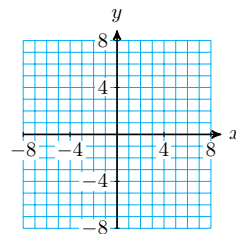
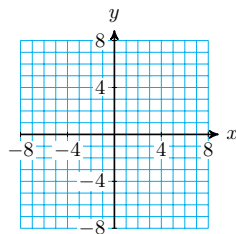
- | | |
|--|--|
| 1. $\mathbf{w} = 5\mathbf{i} + 9\mathbf{j}$, $\mathbf{v} = 3\mathbf{i} + 2\mathbf{j}$ | 2. $\mathbf{w} = 7\mathbf{i} + 4\mathbf{j}$, $\mathbf{v} = 2\mathbf{i} + 3\mathbf{j}$ |
| 3. $\mathbf{w} = -6\mathbf{i} + 5\mathbf{j}$, $\mathbf{v} = \mathbf{i} + \mathbf{j}$ | 4. $\mathbf{w} = 10\mathbf{i} - 14\mathbf{j}$, $\mathbf{v} = \mathbf{i} + \mathbf{j}$ |
| 5. $\mathbf{w} = 4\mathbf{i} - 3\mathbf{j}$, $\mathbf{v} = -\mathbf{i} + 2\mathbf{j}$ | 6. $\mathbf{w} = -2\mathbf{i} - 3\mathbf{j}$, $\mathbf{v} = \mathbf{i} - 2\mathbf{j}$ |

Exercise Group. For Problems 7–10,

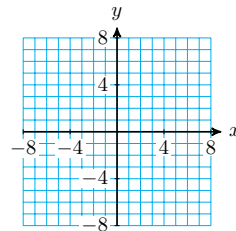
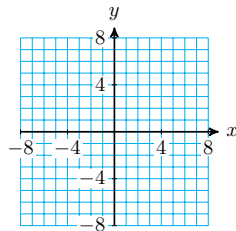
a Resolve \mathbf{w} into two components, one parallel to \mathbf{v} and the other orthogonal to \mathbf{v} .

b Sketch both vectors and the vector components.

- | | |
|--|---|
| 7. $\mathbf{w} = 8\mathbf{i} + 4\mathbf{j}$, $\mathbf{v} = 2\mathbf{i} + 3\mathbf{j}$ | 8. $\mathbf{w} = -3\mathbf{i} + 7\mathbf{j}$, $\mathbf{v} = 4\mathbf{i} + 2\mathbf{j}$ |
|--|---|

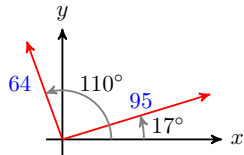


- | | |
|--|--|
| 9. $\mathbf{w} = 6\mathbf{i} - 2\mathbf{j}$, $\mathbf{v} = \mathbf{i} - \mathbf{j}$ | 10. $\mathbf{w} = -5\mathbf{i} + 3\mathbf{j}$, $\mathbf{v} = -\mathbf{i} - 3\mathbf{j}$ |
|--|--|

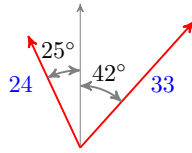


Exercise Group. For Problems 11–18, compute the dot product $\mathbf{u} \cdot \mathbf{v}$.

11. $\mathbf{u} = 3\mathbf{i} + 7\mathbf{j}$, $\mathbf{v} = -2\mathbf{i} + 4\mathbf{j}$
12. $\mathbf{u} = -1.3\mathbf{i} + 5.6\mathbf{j}$, $\mathbf{v} = 3\mathbf{i} - 5\mathbf{j}$
13. $\mathbf{u} = 3\mathbf{i} - 4\mathbf{j}$, $\mathbf{v} = 20\mathbf{i} + 15\mathbf{j}$
14. $\mathbf{u} = 2\mathbf{i} + \mathbf{j}$, $\mathbf{v} = 6\mathbf{i} + 3\mathbf{j}$
15. \mathbf{u} has magnitude 3 and direction 27° , and \mathbf{u} has magnitude 8 and direction 33° .
16. \mathbf{u} has magnitude $\sqrt{7}$ and direction 112° , and \mathbf{u} has magnitude $\sqrt{14}$ and direction 157° .
- 17.



18.



Exercise Group. For Problems 19–22, decide whether the pair of vectors is orthogonal.

19. $2\mathbf{i} + 3\mathbf{j}$ and $-3\mathbf{i} - 2\mathbf{j}$ 20. $-5\mathbf{i} + 7\mathbf{j}$ and $7\mathbf{i} + 5\mathbf{j}$
 21. $4\mathbf{i} + 6\mathbf{j}$ and $-15\mathbf{i} + 10\mathbf{j}$ 22. $3\mathbf{i} - 4\mathbf{j}$ and $-3\mathbf{i} + 4\mathbf{j}$

Exercise Group. For Problems 23–26, find the angle between the vectors.

23. $3\mathbf{i} + 5\mathbf{j}$ and $2\mathbf{i} + 4\mathbf{j}$ 24. $\mathbf{i} - 2\mathbf{j}$ and $-2\mathbf{i} - 3\mathbf{j}$
 25. $4\mathbf{i} - 8\mathbf{j}$ and $6\mathbf{i} + 4\mathbf{j}$ 26. $-6\mathbf{i} + 8\mathbf{j}$ and $18\mathbf{i} - 24\mathbf{j}$

Exercise Group. For Problems 27–30, find a value of k so that \mathbf{v} is orthogonal to \mathbf{w} .

27. $\mathbf{w} = 8\mathbf{i} - 3\mathbf{j}$, $\mathbf{v} = 3\mathbf{i} + k\mathbf{j}$ 28. $\mathbf{w} = 2\mathbf{i} + 7\mathbf{j}$, $\mathbf{v} = k\mathbf{i} + 4\mathbf{j}$
 29. $\mathbf{w} = -2\mathbf{i} - 5\mathbf{j}$, $\mathbf{v} = k\mathbf{i} + 4\mathbf{j}$ 30. $\mathbf{w} = 5\mathbf{i} + 3\mathbf{j}$, $\mathbf{v} = -2\mathbf{i} + k\mathbf{j}$

Exercise Group. For Problems 31–36, evaluate the expression for the vectors

$$\mathbf{u} = 2\mathbf{i} + 5\mathbf{j}, \quad \mathbf{v} = -3\mathbf{i} + 4\mathbf{j}, \quad \mathbf{w} = 3\mathbf{i} - 2\mathbf{j}$$

31. $\mathbf{w} \cdot (\mathbf{u} + \mathbf{v})$ 32. $\mathbf{w} \cdot \mathbf{u} + \mathbf{w} \cdot \mathbf{v}$
 33. $(\mathbf{u} \cdot \mathbf{v})\mathbf{w}$ 34. $(\mathbf{u} \cdot \mathbf{v})(\mathbf{u} \cdot \mathbf{w})$
 35. $(\mathbf{u} + \mathbf{v}) \cdot (\mathbf{u} - \mathbf{v})$ 36. $\frac{\mathbf{w} \cdot \mathbf{v}}{\mathbf{w} \cdot \mathbf{w}}\mathbf{w}$
37. Gary pulls a loaded wagon along a flat road. The handle of the wagon makes an angle of 50° to the horizontal. If Gary pulls with a force of 60 pounds, find the component of the force in the direction of motion.
38. Wassily is trying to topple a statue by pulling on a rope tied to the statue's upraised arm. The rope is making a 35° angle from horizontal. If Wassily is pulling on the rope with a force of 250 pounds, find the component of the force in the horizontal direction.
39. An SUV weighing 6200 pounds is parked on a hill with slope 12° . Find the force needed to keep the SUV from rolling down the hill.
40. Steve's boat is headed due north, and the sail points at an angle of 15° east of north. The wind is blowing in the direction 60° west of south, but because of the difference in air pressure between the front and back surfaces of the sail, the boat experiences a force of 400 pounds in the direction the sail is facing. Find the component of the force in the direction of the boat's motion.
- 41.
- Find unit vectors \mathbf{u} and \mathbf{v} in the directions of $\mathbf{i} + \mathbf{j}$ and $\mathbf{i} - \mathbf{j}$.
 - Show that \mathbf{u} and \mathbf{v} are orthogonal.
 - Find the components of $\mathbf{w} = 3\mathbf{i} + 8\mathbf{j}$ in the directions of \mathbf{u} and \mathbf{v} .
 - Sketch the vectors \mathbf{u} , \mathbf{v} and \mathbf{w} , and show the components of \mathbf{w} .
- 42.
- Find unit vectors \mathbf{u} and \mathbf{v} in the directions of 30° and 120° .

- b Show that \mathbf{u} and \mathbf{v} are orthogonal.
- c Find the components of $\mathbf{w} = -4\mathbf{i} + 4\mathbf{j}$ in the directions of \mathbf{u} and \mathbf{v} .
- d Sketch the vectors \mathbf{u} , \mathbf{v} and \mathbf{w} , and show the components of \mathbf{w} .

Exercise Group. For Problems 43–48, let $\mathbf{u} = a\mathbf{i} + b\mathbf{j}$ and $\mathbf{v} = c\mathbf{i} + d\mathbf{j}$.

43. Show that $\mathbf{v} \cdot \mathbf{v} = \|\mathbf{v}\|^2$.
44. If $\|\mathbf{u}\| = 1$, show that $\text{comp}_{\mathbf{u}}\mathbf{v} = \mathbf{u} \cdot \mathbf{v}$.
45. Show that $k\mathbf{u} \cdot \mathbf{v} = k(\mathbf{u} \cdot \mathbf{v}) = \mathbf{u} \cdot k\mathbf{v}$.
46. Prove the distributive law: $\mathbf{u} \cdot (\mathbf{v} + \mathbf{w}) = \mathbf{u} \cdot \mathbf{v} + \mathbf{u} \cdot \mathbf{w}$.
47. Show that $(\mathbf{u} - \mathbf{v}) \cdot (\mathbf{u} + \mathbf{v}) = \|\mathbf{u}\|^2 - \|\mathbf{v}\|^2$.
48. If $\|\mathbf{u}\| = \|\mathbf{v}\|$, show that $\mathbf{u} + \mathbf{v}$ is perpendicular to $\mathbf{u} - \mathbf{v}$.
49. Show that the component of $\mathbf{v} = a\mathbf{i} + b\mathbf{j}$ in the direction of \mathbf{i} is a , and the component of \mathbf{v} in the direction of \mathbf{j} is b .
50. Show that the dot product $\mathbf{u} \cdot \mathbf{v}$ gives the length of \mathbf{v} times the component of \mathbf{u} in the direction of \mathbf{v} .
- 51.
- a Start from the geometric definition $\mathbf{v} \cdot \mathbf{w} = \|\mathbf{v}\|\|\mathbf{w}\|\cos(\theta)$ and show that $\mathbf{i} \cdot \mathbf{i} = 1$, $\mathbf{j} \cdot \mathbf{j} = 1$ and $\mathbf{i} \cdot \mathbf{j} = 0$.
- b Use part (a) and Problems 45 and 46 to derive the coordinate definition of $\mathbf{v} \cdot \mathbf{w}$.

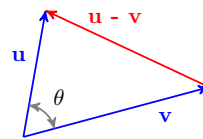
52.

- a Show that $(\mathbf{v} + \mathbf{w}) \cdot (\mathbf{v} + \mathbf{w}) = \|\mathbf{v}\|^2 + \|\mathbf{w}\|^2 + 2(\mathbf{v} \cdot \mathbf{w})$
- b Use part (a) to prove the triangle inequality:

$$\|\mathbf{v} + \mathbf{w}\| \leq \|\mathbf{v}\| + \|\mathbf{w}\|$$

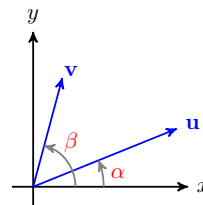
53.

- a Use the dot product to show that $\|\mathbf{u} - \mathbf{v}\|^2 = \|\mathbf{u}\|^2 + \|\mathbf{v}\|^2 - 2\|\mathbf{u}\|\|\mathbf{v}\|\cos(\theta)$.
- b Use the figure at right to explain why part (a) proves the law of cosines.



54.

- a If \mathbf{u} is a unit vector, and the angle between \mathbf{u} and \mathbf{i} is α , show that $\mathbf{u} = \cos(\alpha)\mathbf{i} + \sin(\alpha)\mathbf{j}$.
- b Suppose \mathbf{u} and \mathbf{v} are unit vectors, as shown in the figure at right. Use the dot product $\mathbf{u} \cdot \mathbf{v}$ to prove that



$$\cos(\beta - \alpha) = \cos(\beta)\cos(\alpha) + \sin(\beta)\sin(\alpha)$$

9.4 Chapter Summary and Review

Key Concepts

- 1 A quantity defined by both a magnitude (such as a distance) and a direction is called a **vector**.

- 2 Two vectors are equal if they have the same length and direction; it does not matter where the vector starts.
- 3 The length of a vector \mathbf{v} is called its **magnitude**, and is denoted by $\|\mathbf{v}\|$.
- 4 The sum of two vectors \mathbf{u} and \mathbf{v} is a new vector, \mathbf{w} , starting at the tail of the first vector and ending at the head of the second vector. The sum is called the **resultant vector**.
- 5 Addition of vectors is commutative. The rule for adding vectors is sometimes called the **parallelogram rule**.

Operations on Vectors.

- 6
 - 1 We can multiply a vector, \mathbf{v} , by a scalar, k .
 - a If $k > 0$, the magnitude of $k\mathbf{v}$ is k times the magnitude of \mathbf{v} . The direction of $k\mathbf{v}$ is the same as the direction of \mathbf{v} .
 - b If $k < 0$, the direction of $k\mathbf{v}$ is opposite the direction of \mathbf{v} .
 - 2 We can add two vectors \mathbf{v} and \mathbf{w} with the parallelogram rule.

- 7 Any vector can be written as the sum of its horizontal and vertical vector components, \mathbf{v}_x and \mathbf{v}_y .
- 8 The **components** of a vector \mathbf{v} whose direction is given by the angle θ in standard position are the scalar quantities

$$v_x = \|\mathbf{v}\| \cos(\theta)$$

$$v_y = \|\mathbf{v}\| \sin(\theta)$$

- 9 The magnitude and direction of a vector with components and are given by

$$\|\mathbf{v}\| = \sqrt{(v_x)^2 + (v_y)^2} \quad \text{and} \quad \tan(\theta) = \frac{v_y}{v_x}$$

- 10 To add two vectors using components, we can resolve each vector into its horizontal and vertical components, add the corresponding components, then compute the magnitude and direction of the resultant.
- 11 A vector of magnitude 1 is called a **unit vector**. The unit vector in the direction of the x -axis is denoted by \mathbf{i} . The unit vector in the direction of the y -axis is called \mathbf{j} .

12

Coordinate Form of a Vector.

The vector

$$\mathbf{v} = a\mathbf{i} + b\mathbf{j}$$

is the vector whose horizontal component is a and whose vertical component is b .

13

Comparing the Geometric and Coordinate Forms of a Vector.

Suppose that the vector \mathbf{v} has magnitude $\|\mathbf{v}\|$ and points in the direction of the angle θ in standard position. If \mathbf{v} has the coordinate form $\mathbf{v} = a\mathbf{i} + b\mathbf{j}$, then

$$\begin{aligned} a &= \|\mathbf{v}\| \cos(\theta) & \|\mathbf{v}\| &= \sqrt{a^2 + b^2} \\ b &= \|\mathbf{v}\| \sin(\theta) & \tan(\theta) &= \frac{b}{a} \end{aligned}$$

14

Scalar Multiplication in Coordinate Form.

If $\mathbf{v} = a\mathbf{i} + b\mathbf{j}$ and k is a scalar, then

$$k\mathbf{v} = ka\mathbf{i} + kb\mathbf{j}$$

15

Sum of Vectors in Coordinate Form.

If $\mathbf{u} = a\mathbf{i} + b\mathbf{j}$ and $\mathbf{v} = c\mathbf{i} + d\mathbf{j}$, then

$$\mathbf{u} + \mathbf{v} = (a + c)\mathbf{i} + (b + d)\mathbf{j}$$

16

Scaling a Vector.

A unit vector \mathbf{u} in the direction of \mathbf{v} is given by $\mathbf{u} = \frac{1}{\|\mathbf{v}\|}\mathbf{v}$.

A vector \mathbf{w} of length k in the direction of \mathbf{v} is given by $\mathbf{w} = \frac{k}{\|\mathbf{v}\|}\mathbf{v}$.

17

Dot Product (Coordinate Formula).

The **dot product** of two vectors $\mathbf{v} = v_1\mathbf{i} + v_2\mathbf{j}$ and $\mathbf{w} = w_1\mathbf{i} + w_2\mathbf{j}$ is the scalar

$$\mathbf{v} \cdot \mathbf{w} = v_1w_1 + v_2w_2$$

18 The dot product is a way of multiplying two vectors that depends on the angle between them.

19

Dot Product (Geometric Formula).

The **dot product** of two vectors \mathbf{v} and \mathbf{w} is the scalar

$$\mathbf{v} \cdot \mathbf{w} = \|\mathbf{v}\|\|\mathbf{w}\|\cos(\theta)$$

where θ is the angle between the vectors.

20 The component of a vector \mathbf{w} in the direction of vector \mathbf{v} is the length of the vector projection of \mathbf{w} onto \mathbf{v} .

21

Component of a Vector.

The component of \mathbf{w} in the direction of \mathbf{v} is the scalar

$$\text{comp}_{\mathbf{v}}\mathbf{w} = \frac{\mathbf{v} \cdot \mathbf{w}}{\|\mathbf{v}\|}$$

22

Angle Between Two Vectors.

The angle θ between two vectors \mathbf{v} and \mathbf{w} is given by

$$\cos(\theta) = \frac{\mathbf{v} \cdot \mathbf{w}}{\|\mathbf{v}\|\|\mathbf{w}\|}$$

23 Two vectors \mathbf{v} and \mathbf{w} are orthogonal if $\mathbf{v} \cdot \mathbf{w} = 0$

Review Problems

Exercise Group. For Problems 1–4, sketch an arrow to represent the vector. Find its components in the directions north and east.

1. A hawk is flying at a speed of 20 mph in the direction 65° west of north.
2. The island is located 36 miles from port on a bearing of 160° .
3. The tractor pulls with a force of 1200 pounds in the direction 20° west of south.
4. The current runs southeast at a speed of 4 mph.

Exercise Group. For Problems 5–6, find the magnitude and direction of the vector.

5. $A_x = -6$, $A_y = -9$
6. $w_x = 15.2$, $w_y = -8.6$

Exercise Group. For Problems 7–8, find the coordinate form of the vector.

7. $\|\mathbf{v}\| = 2$, $\theta = 300^\circ$
8. $\|\mathbf{v}\| = 10$, $\theta = 225^\circ$

Exercise Group. For Problems 9–12,

a sketch the displacement vector and give its coordinate form,

b find the magnitude and direction of the vector.

9. The displacement vector from $(-8, -4)$ to $(7, -1)$
10. The displacement vector from $(5, 35)$ to $(-10, 15)$
11. This morning we began hiking from our camp 4 miles east and 2 miles south of the lodge, and this evening we are 6 miles east and 8 miles south of the lodge.
12. The tunnel should start 100 meters east and 400 meters north of the survey point, and should end 500 meters west and 150 meters north of the survey point.

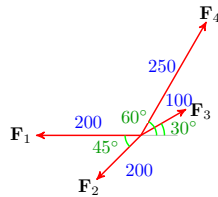
Exercise Group. For Problems 13–16,

- a sketch the given vectors,
- b calculate the magnitude and direction of the resultant vector.
13. A fire crew is located 2 kilometers due west of the fire station. The station reports a new hot spot 6 kilometers away in the direction 50° east of north. How far is the hot spot from the fire crew, and in what direction?
 14. A helicopter has just delivered a patient to the hospital located 15 miles northwest of the heliport. The pilot gets a call to pick up a passenger located 18 miles from the heliport on a bearing of 200° . How far is the passenger from the helicopter, and in what direction?
 15. Red Rock is located at $4.2\mathbf{i} + 2.8\mathbf{j}$ from the town of Dry Gulch, measured in miles, and Skull Point is located at $-3.5\mathbf{i} + 6.3\mathbf{j}$ from Dry Gulch. How far is it from Red Rock to Skull Point, and in what direction?
 16. A coast guard cutter is located 7 miles south and 5 miles west of port when it gets a distress call from a sailboat that reports its location as 1 mile north and 5 miles east of port. How far is it from the cutter to the sailboat, and in what direction?

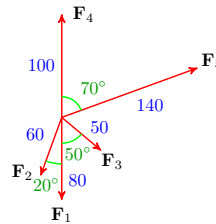
Exercise Group. For Problems 17–18,

- a find the horizontal and vertical components of the forces,
- b use the components to calculate the resultant force.

17.



18.



Exercise Group. For Problems 19–22, find the vector, where

$$\mathbf{u} = 4\mathbf{i} + 2\mathbf{j}, \quad \mathbf{v} = -3\mathbf{i} - \mathbf{j}, \quad \mathbf{w} = 2\mathbf{i} - 3\mathbf{j}$$

19. $\mathbf{u} - 3\mathbf{v}$
20. $\mathbf{v} - 2(\mathbf{u} - \mathbf{w})$
21. $3(\mathbf{v} + \mathbf{w}) - \mathbf{u}$
22. $2\mathbf{u} - 3\mathbf{w} - \mathbf{v}$

Exercise Group. For Problems 23–26, find the vector described.

23. The unit vector in the same direction as $2\mathbf{i} + 3\mathbf{j}$.
24. The unit vector in the same direction as $5\mathbf{i} + 12\mathbf{j}$.
25. The vector of length 3 in the same direction as $-2\mathbf{i} - 5\mathbf{j}$.
26. The vector of magnitude 6 in the same direction as $-3\mathbf{i} + 2\mathbf{j}$

Exercise Group. For Problems 27–28, find the component of \mathbf{w} in the direction of \mathbf{v} .

27. $\mathbf{v} = -6\mathbf{i} - \mathbf{j}, \quad \mathbf{w} = 4\mathbf{i} - 3\mathbf{j}$
28. $\mathbf{v} = -2\mathbf{i} + \mathbf{j}, \quad \mathbf{w} = \mathbf{i} - 2\mathbf{j}$

Exercise Group. For Problems 29–30, compute the dot product $\mathbf{u} \cdot \mathbf{v}$.

29. $\mathbf{u} = 3.8\mathbf{i} + 4.8\mathbf{j}, \quad \mathbf{v} = -9.2\mathbf{i} + 5.6\mathbf{j}$

30. $\mathbf{u} = -27\mathbf{i} + 35\mathbf{j}$, $\mathbf{v} = -16\mathbf{i} - 24\mathbf{j}$

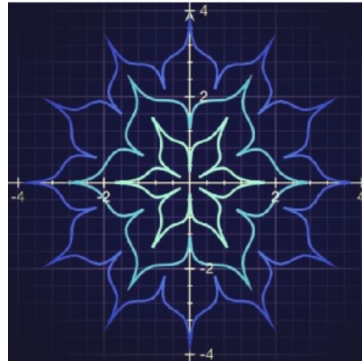
Exercise Group. For Problems 31–32, find the angle between the vectors.

31. $\mathbf{v} = -4\mathbf{i} - 3\mathbf{j}$, $\mathbf{w} = 4\mathbf{i} - 3\mathbf{j}$ 32. $\mathbf{v} = 8\mathbf{i} - 2\mathbf{j}$, $\mathbf{w} = -5\mathbf{i} - \mathbf{j}$

Chapter 10

Polar Coordinates and Complex Numbers

- Polar Coordinates
- Polar Graphs
- Complex Numbers
- Polar Form for Complex Numbers




The picture on the left below is a photo of a fern leaf. The picture on the right is a computer-generated image called the Barnsley fern. It is named after the British mathematician Michael Barnsley, who developed it in the 1980's.



The Barnsley fern is an example of a **fractal**. A fractal is an infinitely complex pattern created by iteration: repeating a process over and over in an ongoing feedback loop. You can watch a Barnsley fern being created at

<https://www.youtube.com/watch?v=iGMGVpLMtMs>

One of the most famous and intriguing fractals is the Mandelbrot set, named after the French mathematician Benoît Mandelbrot, who lived from 1924 to 2010. The Mandelbrot set looks like a cardioid, or heart-shaped figure, studded with circles all around its boundary.



Like the Barnsley fern, we can create the Mandelbrot set by repeatedly evaluating a simple equation over and over. This equation uses complex numbers.

The plane of complex numbers is similar to a two dimensional coordinate system. Every point on the plane is represented by a complex number $c = x + iy$, and we perform the following steps for every point:

Starting with $z_1 = 0$, we create an infinite sequence of complex numbers z_n according to the rule


$$z_{n+1} = (z_n)^2 + c$$

If this sequence increases to infinity (it diverges), we color the point c white. If the sequence does not increase beyond a certain limit (it is bounded), we color the point black.

We create a sequence for every point c in the plane. The collection of all the black points is the Mandelbrot set. It sits in the portion of the plane where x is between -1 and 2 , and y is between -1.5 and 1.5 . Outside the set, all the values of c cause the sequence to go to infinity, and the color of the point is proportional to the speed at which the sequence diverges.

Because the calculations must be performed thousands or millions of times, we need computers to study them. The higher the number of iterations, the better the quality of the image produced. Not coincidentally, the Mandelbrot set was discovered in 1980, shortly after the invention of the personal computer.

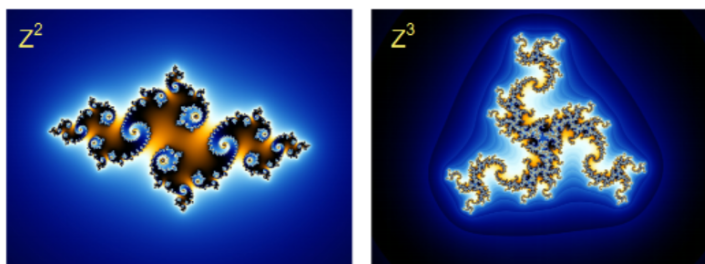
One of the intriguing features of fractal images is **self-similarity**. If we zoom in on a fractal, we see the same pattern repeated again and again, sometimes with interesting variations. Here is a portion of the boundary of the Mandelbrot set, blown up to many times its original size. You can see the copy of whole set embedded in the image.



You can find a "Mandelbrot Zoomer" at

<https://mathigon.org/world/Fractals>

Here are some more fractals, called Julia sets:



Fractal patterns seem familiar because the laws that govern the creation of fractals are found throughout the natural world. Tree branches, rivers, ice crystals, and seashells all form in fractal shapes. You can see some examples at

<https://www.mnn.com/earth-matters/wilderness-resources/blogs/14-amazing-fractals-found-in-nature>

10.1 Polar Coordinates

The Cartesian coordinate system is also called the **rectangular coordinate system**, because it describes a location in the plane as the vertex of a rectangle. To construct a rectangular coordinate system, we begin with two perpendicular axes that intersect at the origin. The x - and y -coordinates of a point indicate the length and width of a rectangle with one vertex at the origin. The point $P(x, y)$ sits at the opposite vertex of the rectangle, as shown in the figure below.

In Chapter 9 we used vectors to specify a location by giving a distance and a direction. For example, we might say that the airport is located 5 miles southwest of the city center. This method of designating locations is so useful that we will construct a new coordinate system using the same tools: distance and direction.



In the **polar coordinate system** we start with the origin or **pole**, and a single ray from the pole, called the **polar axis**. We describe the location of a point P in the plane by measuring the distance, $|r|$, from P to the pole, and the angle, θ , that \vec{OP} makes with the polar axis (measured counterclockwise). The components of the ordered pair (r, θ) are called the **polar coordinates** of the point P .

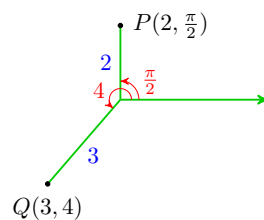
Polar Coordinates.

The **polar coordinates** of a point P in the plane are (r, θ) , where

- $|r|$ is the **distance** from P to the pole,
- θ is the **angle** measured counterclockwise from the polar axis to

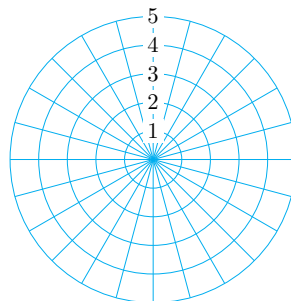
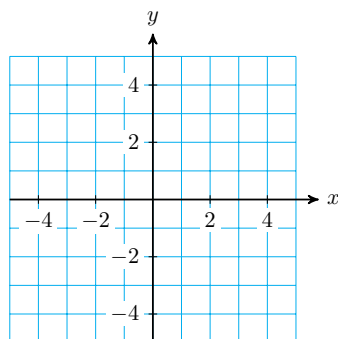
the ray through P from the pole.

In our work with polar coordinates, we will always use radians for the angle θ . For example, the point $P\left(2, \frac{\pi}{2}\right)$ is located 2 units from the pole at an angle of $\frac{\pi}{2}$ radians, and $Q(3, 4)$ is located 3 units from the pole at an angle of 4 radians. The graphs of P and Q are shown at right.



A piece of graph paper in rectangular coordinates consists of a grid of horizontal and vertical lines. These are the lines $x = k$ and $y = k$, for evenly spaced values of k . Each vertical grid line consists of points that have the same x -coordinate, and each horizontal grid line is made up of points that have the same y -coordinate. The grid lines are bench marks to help us locate points with specific rectangular coordinates.

A piece of graph paper in polar coordinates consists of a grid of concentric circles and radial lines, as shown below. Each circle consists of points with the same r -coordinate; they are all the same distance from the pole. All points with the same θ -coordinate lie on one of the radial lines. This grid helps us locate points with specific polar coordinates.



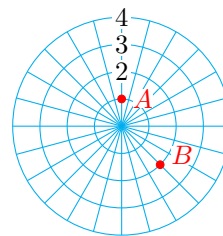
Plotting Points

You are used to thinking in rectangular coordinates: to locate a point, we move so many units left or right, and so many units up or down. When working in polar coordinates, we want to "think radially:" how far to move from the pole, and in which direction.

Example 10.1 Plot the points whose polar coordinates are given: $A\left(1, \frac{\pi}{2}\right)$ and $B\left(2, \frac{7\pi}{4}\right)$.

Solution.

To plot point A , we move 1 unit away from the pole in the direction $\frac{\pi}{2}$, as shown at right. To plot point B , we move 2 units away from the pole in the direction $\frac{7\pi}{4}$.

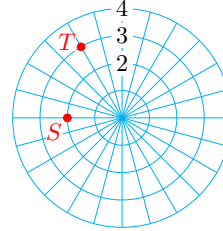


□

Caution 10.2 Note that even though the independent or input variable in polar coordinates is nearly always θ , it is customary to list the dependent or output variable first: (r, θ) .

Checkpoint 10.3

Give the polar coordinates of the points S and T shown at right, with $0 \leq \theta \leq 2\pi$.

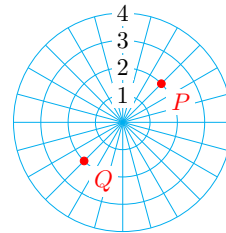


Answer. $S(2, \pi), T\left(3, \frac{2\pi}{3}\right)$

Each point has infinitely many polar coordinates, because we can add multiples of 2π to the value of θ . For example, the point with polar coordinates $\left(1, \frac{\pi}{2}\right)$ also has polar coordinates $\left(1, \frac{5\pi}{2}\right)$ and $\left(1, \frac{-3\pi}{2}\right)$.

If we allow negative values of r , there are even more ways to write the coordinates of a point. Each angle designates a line through the pole, and each line has both a positive and a negative direction.

On the line at $\theta = \frac{\pi}{4}$, for instance, the positive direction lies in the first quadrant, so that the point $\left(2, \frac{\pi}{4}\right)$ is designated by P in the figure at right. To plot the point $\left(-2, \frac{\pi}{4}\right)$, we move in the opposite direction from the pole, arriving at point Q . Note that the point Q can also be designated by the coordinates $\left(2, \frac{5\pi}{4}\right)$.



Non-Uniqueness of Polar Coordinates.

- 1 Any point with polar coordinates (r, θ) also has coordinates $(r, \theta + 2k\pi)$, where k is an integer.
- 2 The point (r, θ) can also be designated by $(-r, \theta + \pi)$.
- 3 The pole has coordinates $(0, \theta)$, for any value of θ .

Example 10.4 Give polar coordinates with negative r -values for the points in the previous exercise.

Solution. The point $S(2, \pi)$ is also $(-2, \pi)$ or $(-2, 0)$. The point $T\left(3, \frac{2\pi}{3}\right)$ can also be designated by $\left(-3, \frac{2\pi}{3} + \pi\right)$, or $\left(-3, \frac{5\pi}{3}\right)$. □

Checkpoint 10.5 Give polar coordinates with positive r -values and $0 \leq \theta \leq 2\pi$ for each point given in polar coordinates.

a $\left(-2.5, \frac{\pi}{6}\right)$

b $(-0.7, 5)$

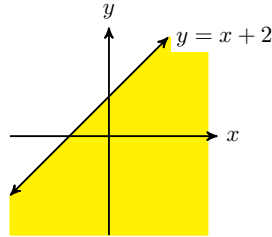
Answer.

a $\left(2.5, \frac{7\pi}{6}\right)$

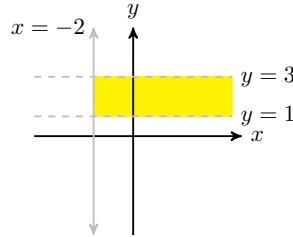
b $(0.7, 5 - \pi)$

Regions in the Plane

In Cartesian coordinates, we use equations and inequalities to describe regions in the plane. For example, the shaded region in figure (a) is the graph of $y \leq x + 2$. The pair of inequalities $x \geq -2$, $1 < y < 3$ describes the region in figure (b). This region is particularly simple, in that its boundaries are portions of the coordinate grid lines $x = k$ and $y = k$, where k is a constant.



a.



b.

In the polar plane, the coordinate grid lines are circles centered at the pole, with equations $r = k$, and lines through the pole, with equations $\theta = k$.

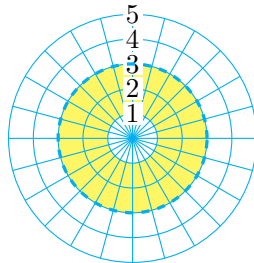
Example 10.6 Sketch the region designated by each set of inequalities.

a $1 \leq r < 3$

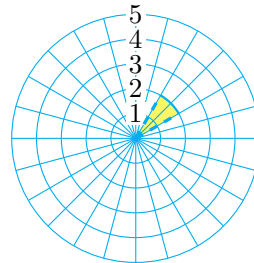
b $0 \leq r \leq 2$, $\frac{\pi}{6} < \theta < \frac{\pi}{3}$

Solution.

a The region consists of all points between 1 (inclusive) and 3 units from the pole. No restriction is given on θ , so the region is the annular ring shown in figure (a).



a.

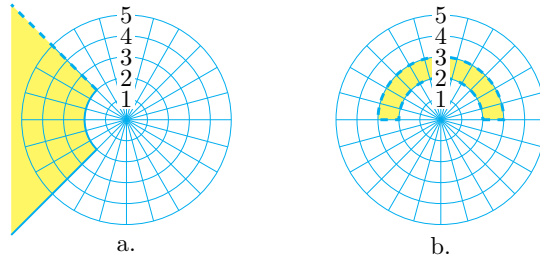


b.

b The region includes all points up to 2 units from the pole, but only between the lines $\theta = \frac{\pi}{6}$ and $\theta = \frac{\pi}{3}$. These curves bound the pie-shaped wedge (circular sector) shown in figure (b).

□

Checkpoint 10.7 Write inequalities to describe each region shown below.



Answer.

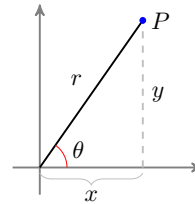
$$\begin{aligned} \text{a } r &\geq 2, \quad \frac{3\pi}{4} < \theta \leq \frac{5\pi}{4} \\ \text{b } 2 < r < 3, \quad 0 < \theta < \pi \end{aligned}$$

Converting Between Polar and Cartesian Coordinates

Using trigonometry, it is easy to convert from polar coordinates to Cartesian, or vice versa. The figure below shows how the two sets of coordinates are related.

If we know the polar coordinates (r, θ) , we can compute the Cartesian coordinates (x, y) as the legs of a right triangle.

$$\begin{aligned} \frac{x}{r} &= \cos(\theta), & \text{so } x &= r \cos(\theta) \\ \frac{y}{r} &= \sin(\theta), & \text{so } y &= r \sin(\theta) \end{aligned}$$

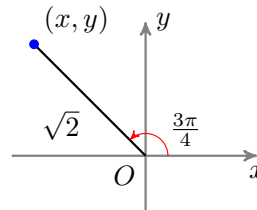


Example 10.8 Find the Cartesian coordinates of the point with polar coordinates $\left(\sqrt{2}, \frac{3\pi}{4}\right)$.

Solution. The polar coordinates tell us that $r = \sqrt{2}$ and $\theta = \frac{3\pi}{4}$, as shown below.

The x -coordinate of the point is

$$\begin{aligned} x &= r \cos(\theta) = \sqrt{2} \cos\left(\frac{3\pi}{4}\right) \\ &= \sqrt{2} \cdot \frac{-1}{\sqrt{2}} = -1 \end{aligned}$$



and its y -coordinate is

$$y = r \sin(\theta) = \sqrt{2} \sin\left(\frac{3\pi}{4}\right) = \sqrt{2} \cdot \frac{1}{\sqrt{2}} = 1$$

Thus, the Cartesian coordinates are $(-1, 1)$. □

Checkpoint 10.9 Find the Cartesian coordinates of the point with polar coordinates $\left(4, \frac{5\pi}{3}\right)$.

Answer. $(2, -2\sqrt{3})$

If we know the Cartesian coordinates of a point, we can compute the polar

coordinates as follows.

$$x^2 + y^2 = r^2, \text{ so } r = \sqrt{x^2 + y^2}$$

$$\tan(\theta) = \frac{y}{x}$$

To find the angle θ , it is not enough to compute $\tan^{-1}\left(\frac{y}{x}\right)$; we must choose the angle in the same quadrant as the given point.

Example 10.10 Find the polar coordinates of the point with Cartesian coordinates $\left(-\frac{1}{2}, -\frac{\sqrt{3}}{2}\right)$.

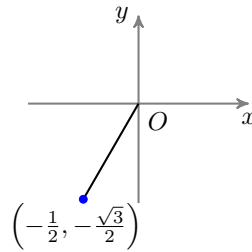
Solution. We first compute the value of r .

$$r^2 = x^2 + y^2 = \left(-\frac{1}{2}\right)^2 + \left(-\frac{\sqrt{3}}{2}\right)^2 = \frac{1}{4} + \frac{3}{4} = 1$$

Thus, $r = \sqrt{1} = 1$, as shown at right. To find θ , we compute

$$\tan(\theta) = \frac{y}{x} = \frac{-\frac{\sqrt{3}}{2}}{-\frac{1}{2}} = \sqrt{3}$$

There are infinitely many values of θ that satisfy this equation, but our point lies in the third quadrant, so we take $\theta = \frac{4\pi}{3}$.



You can check that the polar coordinates $\left(1, \frac{4\pi}{3}\right)$ convert back to Cartesian coordinates $\left(-\frac{1}{2}, -\frac{\sqrt{3}}{2}\right)$. \square

Caution 10.11 In the previous Example, the angle θ is not given by $\tan^{-1}(\sqrt{3}) = \frac{\pi}{3}$, because the given point lies in the third quadrant. Remember that there are always two angles between 0 and 2π with a given tangent.

Checkpoint 10.12 Find polar coordinates for the points with Cartesian coordinates $(2, -5)$. Give decimal approximations rounded to hundredths.

Answer. $(5.39, 5.09)$

Conversion Equations.

1 To convert from polar coordinates (r, θ) to Cartesian:

$$x = r \cos(\theta)$$

$$y = r \sin(\theta)$$

2 To convert from Cartesian coordinates (x, y) to polar:

$$r = \sqrt{x^2 + y^2}$$

$$\tan(\theta) = \frac{y}{x}$$

where the choice of θ depends on the quadrant.

Equations in Polar Coordinates

Polar coordinates are useful for studying objects or phenomena that have radial symmetry, such as circles, spheres, and cylinders, or the central forces (those that act equally in all directions), such as gravity and electric charge. The equations describing these objects are often simpler in polar coordinates than they are in Cartesian coordinates.

It is not hard to convert an equation from Cartesian to polar coordinates: we replace each x with $r \cos(\theta)$ and each y with $r \sin(\theta)$.

Example 10.13 Convert the equation $2x + 3y = 6$ to polar coordinates.

Solution. Replacing by x by $r \cos(\theta)$ and y by $r \sin(\theta)$, we get

$$2r \cos(\theta) + 3r \sin(\theta) = 6$$

If we solve for r in terms of θ , we find

$$\begin{aligned} r(2 \cos(\theta) + 3 \sin(\theta)) &= 6 \\ r &= \frac{6}{2 \cos(\theta) + 3 \sin(\theta)} \end{aligned}$$

Neither of these equations is simpler than the Cartesian version, but that should not surprise us, because the original equation describes a line, and Cartesian coordinates are better suited to rectilinear graphs. \square

Checkpoint 10.14 Convert the equation $x^2 + y^2 = 4$ to polar coordinates.

Answer. $r = 2$

Perhaps you recognize the equation in the previous exercise as a circle. Note also that its polar equation has a simpler form than the familiar Cartesian version.

Converting equations from polar to Cartesian form is not as straightforward as the other direction (and is sometimes impossible). Here are some strategies to try:

- Expressions of the form $r \cos(\theta)$ or $r \sin(\theta)$ can be replaced by x and y , respectively.
- r^2 can be replaced by $x^2 + y^2$.
- $\tan(\theta)$ can be replaced by $\frac{y}{x}$.

Example 10.15 Convert the equation $r = 3 \cos(\theta)$ to Cartesian coordinates.

Solution. We multiply both sides of the equation by r to obtain

$$r^2 = 3r \cos(\theta)$$

Now we can replace the left side by $x^2 + y^2$ and the right side by $3x$ to obtain

$$x^2 + y^2 = 3x$$

This is the equation of a circle. By completing the square in each variable, we can write the equation in standard form,

$$\left(x - \frac{3}{2}\right)^2 + y^2 = \frac{9}{4}$$

The center of the circle is $\left(\frac{3}{2}, 0\right)$, and its radius is $\frac{3}{2}$. \square

Checkpoint 10.16 Convert the equation $r = \tan(\theta)$ to Cartesian coordinates.

Answer. $y^2 = \frac{x^4}{1-x^2}$

Review the following skills you will need for this section.

Algebra Refresher 10.1

Recall the standard form for the equation of a circle of radius r centered at (h, k) :

$$(x - h)^2 + (y - k)^2 = r^2$$

Use completing the square to write each equation in standard form.

- 1 $x^2 + y^2 - 4x + 2y - 4 = 0$
- 2 $x^2 + y^2 = 88 + 18y$
- 3 $x^2 + y^2 + 25 = 9 - 10x - 9y$
- 4 $5y^2 = 85 - 5x^2 - 10x$

Algebra Refresher Answers

- 1 $(x - 2)^2 + (y + 1)^2 = 3^2$
- 2 $x^2 + (y - 9)^2 = 13^2$
- 3 $(x - 5)^2 + (y - 3)^2 = (3\sqrt{2})^2$
- 4 $(x - 1)^2 + y^2 = 4^2$

Section 10.1 Summary

Vocabulary

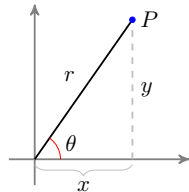
- Pole
- Polar axis
- Polar coordinates

Concepts

Polar Coordinates.

The **polar coordinates** of a point P in the plane are (r, θ) , where

- 1
 - $|r|$ is the **distance** from P to the pole,
 - θ is the **angle** measured counterclockwise from the polar axis to the ray through P from the pole.



Non-Uniqueness of Polar Coordinates.

- 2
 - 1 Any point with polar coordinates (r, θ) also has coordinates $(r, \theta + 2k\pi)$, where k is an integer.
 - 2 The point (r, θ) can also be designated by $(-r, \theta + \pi)$.

3 The pole has coordinates $(0, \theta)$, for any value of θ .

- 3 In the polar plane, the coordinate grid lines are circles centered at the pole, with equations $r = k$, and lines through the pole, with equations $\theta = k$.

Conversion Equations.

- 4 1 To convert from polar coordinates (r, θ) to Cartesian:

$$x = r \cos(\theta)$$

$$y = r \sin(\theta)$$

- 2 To convert from Cartesian coordinates (x, y) to polar:

$$r = \sqrt{x^2 + y^2}$$

$$\tan(\theta) = \frac{y}{x}$$

where the choice of θ depends on the quadrant.

- 5 To convert an equation from Cartesian to polar coordinates, we replace each x with $r \cos(\theta)$ and each y with $r \sin(\theta)$. To convert an equation from polar to Cartesian coordinates, look for expressions of the form $r \cos(\theta)$, $r \sin(\theta)$, r^2 , or $\tan(\theta)$.

Study Questions

- 1 Why is the Cartesian coordinate system sometimes called the rectangular system?
- 2 What do the graphs of the polar equations $r = k$ and $\theta = k$, where k is a constant, look like?
- 3 Fill in the blank: the point with polar coordinates $(-6, \theta)$ also has coordinates $(6, ?)$.
- 4 What does the region described by $a \leq r \leq b$ look like? What does the region described by $a \leq \theta \leq b$ look like?
- 5 Sketch a figure that explains how to convert between polar and Cartesian coordinates.

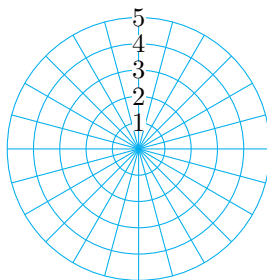
Skills

- 1 Plot points in polar coordinates #1–8
- 2 Write polar coordinates for points #9–16
- 3 Convert Cartesian coordinates to polar #17–24
- 4 Convert Polar coordinates to Cartesian #25–32
- 5 Write alternate versions of polar coordinates #33–38
- 6 Sketch a region described by polar inequalities #39–44

- 7 Write polar inequalities to describe a region #45–50
- 8 Convert an equation to Cartesian coordinates #51–64
- 9 Convert an equation to polar coordinates #65–72

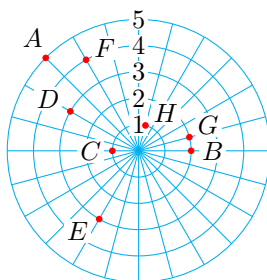
Homework 10-1

Exercise Group. For Problems 1–8, use the grid below to plot the points whose polar coordinates are given.



- | | | | |
|-------------------------------------|-------------------------------------|--------------------------------------|--------------------------------------|
| 1. $\left(2, \frac{2\pi}{3}\right)$ | 2. $\left(3, \frac{5\pi}{4}\right)$ | 3. $\left(3, \frac{3\pi}{2}\right)$ | 4. $(4, \pi)$ |
| 5. $\left(-4, \frac{\pi}{6}\right)$ | 6. $\left(-1, \frac{\pi}{2}\right)$ | 7. $\left(-1, \frac{7\pi}{4}\right)$ | 8. $\left(-2, \frac{5\pi}{3}\right)$ |

Exercise Group. For Problems 9–16, give polar coordinates for each point shown below, with $r \geq 0$ and $0 \leq \theta \leq 2\pi$.



- | | | | |
|-------|-------|-------|-------|
| 9. A | 10. B | 11. C | 12. D |
| 13. E | 14. F | 15. G | 16. H |

Exercise Group. For Problems 17–24, convert the polar coordinates to Cartesian coordinates.

- | | |
|---------------------------------------|---------------------------------------|
| 17. $\left(6, \frac{2\pi}{3}\right)$ | 18. $\left(5, \frac{7\pi}{6}\right)$ |
| 19. $\left(-3, \frac{3\pi}{4}\right)$ | 20. $\left(-4, \frac{5\pi}{3}\right)$ |
| 21. (2.4, 3.6) | 22. (1.7, 5.2) |
| 23. (-2, 1.5) | 24. (-3, 4.5) |

Exercise Group. For Problems 25–32, convert the Cartesian coordinates to polar coordinates with $r \geq 0$ and $0 \leq \theta \leq 2\pi$. Give exact values for r and θ .

- | | |
|-----------------------------|----------------------|
| 25. (7, 7) | 26. (-7, -7) |
| 27. $(\sqrt{6}, -\sqrt{2})$ | 28. $(-\sqrt{3}, 3)$ |

29. $(-3, -2)$

30. $(1, 4)$

31. $(-2, 0)$

32. $(0, -5)$

Exercise Group. In Problems 33–38, polar coordinates are given.

a Convert to polar coordinates with $r \leq 0$, $0 \leq \theta < 2\pi$.

b Convert to polar coordinates with $r \geq 0$, $-2\pi < \theta \leq 0$.

33. $\left(2, \frac{5\pi}{6}\right)$

34. $\left(1, \frac{4\pi}{3}\right)$

35. $(3, \pi)$

36. $(4, 0)$

37. $(2.3, 5.2)$

38. $(1.2, 1.2)$

Exercise Group. For Problems 39–44, sketch the region described by the inequalities.

39. $r \leq 3$

40. $2 \leq r \leq 3$

41. $\frac{\pi}{6} \leq \theta \leq \frac{\pi}{3}$

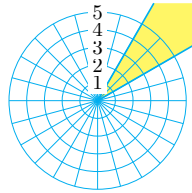
42. $0 \leq \theta \leq \frac{\pi}{2}$

43. $r \geq 4$, $\frac{\pi}{2} \leq \theta \leq \frac{3\pi}{4}$

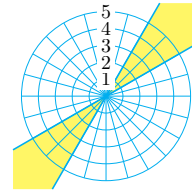
44. $2 \leq r \leq 3$, $\frac{5\pi}{3} \leq \theta \leq \frac{11\pi}{6}$

Exercise Group. For Problems 45–50, write inequalities to describe the region.

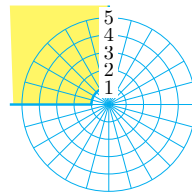
45.



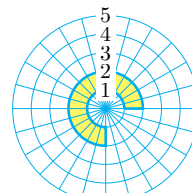
46.



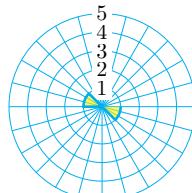
47.




48.



49.



50.



Exercise Group. For Problems 51–64, convert the equation into Cartesian coordinates.

51. $r^2 = 2$

52. $r = 2$

53. $r = 4 \cos(\theta)$

54. $r = \sin(\theta)$

55. $r = \csc(\theta)$

56. $r = 2 \sec(\theta)$

57. $\tan(\theta) = 2$

58. $r^2 = \tan(\theta)$

59. $r \sec(\theta) = 3$

60. $\theta = \frac{\pi}{3}$

61. $r = \frac{2}{1 + \sin(\theta)}$

62. $r = \frac{4}{4 - \cos(\theta)}$

63. $2r \cos(\theta) + r \sin(\theta) = 1$

64. $\tan \theta = r \cos \theta - 2$

Exercise Group. For Problems 65–72, convert the equation into polar coordinates.

65. $x = 2$

66. $y^2 = 2x - x^2$

67. $2xy = 1$

68. $y = -x$

69. $y^2 = 4x$

70. $x^2 - y^2 = 1$

71. $x^2 + y^2 = 4\sqrt{x^2 + y^2}$

72. $(x^2 + y^2)^3 = 9x^2y^2$

73. Use the Law of Cosines to prove the distance formula in polar coordinates:

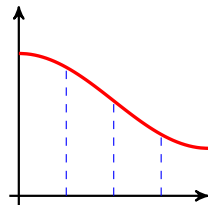
$$d = \sqrt{r_1^2 + r_2^2 - 2r_1r_2 \cos(\theta_2 - \theta_1)}$$

74. Show that the graph of $r = a \cos \theta + b \sin \theta$ is a circle. Find its center and radius.

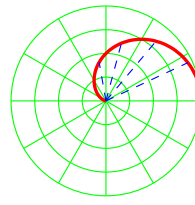
10.2 Polar Graphs

Graphing in Polar Coordinates

When we plot points in Cartesian coordinates, we start at the origin and move a distance right or left given by the x -coordinate of the point, then move up or down according to the y -coordinate. When we sketch the graph of an equation or function, we think of drawing the graph from left to right, with the "height" of the graph at each x -value given by the function, as shown in figure (a).



a.



b.

In polar coordinates, however, the dependent variable, r , gives not a height but a distance from the pole in direction θ , as shown in figure (b). When graphing an equation in polar coordinates, we think of sweeping around the pole in the counterclockwise direction, and at each angle θ the r -value tells us how far the graph is from the pole.

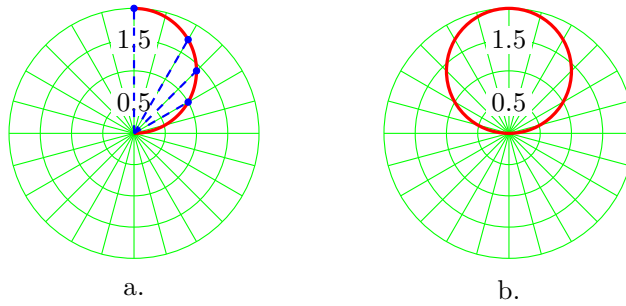
Example 10.17 Graph the polar equation $r = 2 \sin(\theta)$.

Solution. We make a table of values, choosing the special values for θ . For each value of θ , we evaluate $r = 2 \sin(\theta)$.

| | | | | | | | | | |
|----------|---|-----------------|-----------------|-----------------|-----------------|------------------|------------------|------------------|-------|
| θ | 0 | $\frac{\pi}{6}$ | $\frac{\pi}{4}$ | $\frac{\pi}{3}$ | $\frac{\pi}{2}$ | $\frac{2\pi}{3}$ | $\frac{3\pi}{4}$ | $\frac{5\pi}{6}$ | π |
| r | 0 | 1 | $\sqrt{2}$ | $\sqrt{3}$ | 2 | $\sqrt{3}$ | $\sqrt{2}$ | 1 | 0 |

First we'll plot the points in the first quadrant. Observe that as θ increases from 0 to $\frac{\pi}{2}$, r increases from 0 to 2. Starting at the pole, we connect the points in order of increasing θ . Imagine a radial line sweeping around the graph

through the first quadrant: as the angle increases, the length of the segment increases, so that its tip traces out the graph shown in figure (a).



Now continue plotting the points in the table as θ increases from $\frac{\pi}{2}$ to π . In the second quadrant, r decreases as θ increases, as shown in figure (b). The graph we obtain is, in fact, a circle, which we will prove algebraically shortly. However, we have not yet plotted points for θ between 0 and 2π . Because $\sin(\theta)$ is negative in the third and fourth quadrants, all the r -values for these angles are negative.

| | | | | | | | | | |
|----------|-------|------------------|------------------|------------------|------------------|------------------|------------------|-------------------|-------|
| θ | π | $\frac{7\pi}{6}$ | $\frac{5\pi}{4}$ | $\frac{4\pi}{3}$ | $\frac{3\pi}{2}$ | $\frac{5\pi}{3}$ | $\frac{7\pi}{4}$ | $\frac{11\pi}{6}$ | π |
| r | 0 | -1 | $-\sqrt{2}$ | $-\sqrt{3}$ | -2 | $-\sqrt{3}$ | $-\sqrt{2}$ | -1 | 0 |

When we plot the points in this table, we see that the original graph is traced out again. For example, the point $(\frac{7\pi}{6}, -1)$ is the same as the point $(\frac{\pi}{6}, 1)$, the point $(\frac{5\pi}{4}, -\sqrt{2})$ is the same as the point $(\frac{\pi}{4}, \sqrt{2})$, and so on, around the circle. Thus, the graph of $r = 2 \sin \theta$ is a circle, traced twice for $0 \leq \theta \leq 2\pi$. \square

To prove that the graph in the previous Example is really a circle, we convert the equation $r = 2 \sin(\theta)$ to Cartesian form. First, multiply both sides by r to obtain

$$r^2 = 2r \sin(\theta)$$

Next, replace r^2 by $x^2 + y^2$ and $r \sin(\theta)$ by y , to get

$$x^2 + y^2 = 2y$$

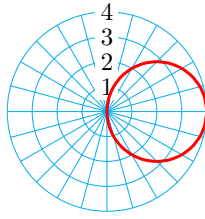
This equation is quadratic in two variables, so its graph is a conic section. We put the equation in standard form by completing the square in y .

$$\begin{aligned}
 x^2 + y^2 - 2y &= 0 && \text{Add 1 to both sides.} \\
 x^2 + (y^2 - 2y + 1) &= 1 && \text{Write the equation in standard form.} \\
 (x - 0)^2 + (y - 1)^2 &= 1
 \end{aligned}$$

We have the equation of a circle with center $(0, 1)$ and radius 1.

Checkpoint 10.18 Graph the polar equation $r = 4 \cos(\theta)$.

Answer.



Using a Graphing Calculator

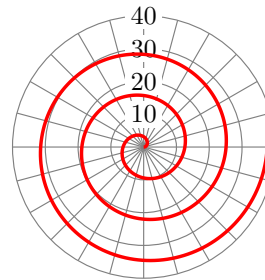
You are familiar with the graphs of many equations in Cartesian coordinates, including lines, parabolas and other conic sections, and the graphs of basic functions. You should now become familiar with some standard graphs in polar coordinates. These include circles and roses, cardioids and limaçons, lemniscates, and spirals.

At the end of this section you will find a Catalog of the basic polar graphs and their properties. You can use your calculator, set in Polar mode, to experiment with these graphs.

Example 10.19 Graph the Archimedean spiral $r = 2\theta$, for $0 \leq \theta \leq 6\pi$.

Solution. After setting the calculator in Polar mode, we enter the equation $r = 2\theta$ and enter the window settings

$$\begin{aligned} \theta_{\min} &= 0 & \theta_{\max} &= 6\pi & \theta_{\text{step}} &= 0.1 \\ X_{\min} &= -25 & X_{\max} &= 25 & X_{\text{step}} &= 5 \\ Y_{\min} &= -25 & Y_{\max} &= 25 & Y_{\text{scl}} &= 5 \end{aligned}$$



We then press **Zoom 5** to set a square window. The graph is shown at right.

Studying a table of values can help us understand the shape of the graph.

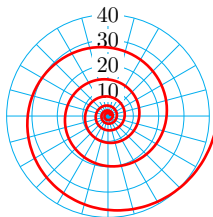
| | | | | | |
|----------|------|------|------|------|------|
| θ | 0.25 | 0.50 | 0.75 | 1.00 | 1.25 |
| r | 0.50 | 1.00 | 1.50 | 2.00 | 2.50 |

As θ increases, r increases also, at a constant rate. We wind our way around the pole, steadily increasing our distance from the pole as we go. We spiral outwards, tracing the graph shown above. \square

Checkpoint 10.20 Use a calculator to graph the polar equation $r = e^{0.1\theta}$. Use the window settings

$$\begin{aligned} \theta_{\min} &= 0 & \theta_{\max} &= 12\pi & \theta_{\text{step}} &= 0.5 \\ X_{\min} &= -45 & X_{\max} &= 45 & X_{\text{step}} &= 10 \\ Y_{\min} &= -35 & Y_{\max} &= 35 & Y_{\text{scl}} &= 10 \end{aligned}$$

Answer.



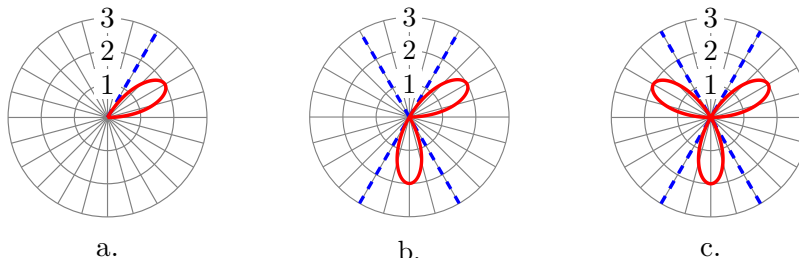
It is important to connect the points on the graph in order of increasing θ .

Example 10.21 Graph the polar equation $r = 2 \sin(3\theta)$.

Solution. We'll graph the equation in stages in order to see how the graph is traced out. Begin with the window settings

$$\begin{aligned} \theta_{\min} &= 0 & \theta_{\max} &= \frac{\pi}{3} & \theta_{\text{step}} &= 0.5 \\ X_{\min} &= -4.5 & X_{\max} &= 4.5 & X_{\text{step}} &= 1 \\ Y_{\min} &= -3 & Y_{\max} &= 3 & Y_{\text{scl}} &= 1 \end{aligned}$$

Watch as your calculator produces the graph shown in figure (a).



Observe that, as θ increases from 0 to $\frac{\pi}{3}$, r first increases, reaching its maximum value of 2 at $\theta = \frac{\pi}{6}$ and then decreases back to 0. You can verify the values in the table below, which shows the points at multiples of $\frac{\pi}{18}$. These points create the first loop of the graph.

| | | | | | | | |
|-----------|---|------------------|-----------------|-----------------|------------------|-------------------|-----------------|
| θ | 0 | $\frac{\pi}{18}$ | $\frac{\pi}{9}$ | $\frac{\pi}{6}$ | $\frac{2\pi}{9}$ | $\frac{5\pi}{18}$ | $\frac{\pi}{3}$ |
| 3θ | 0 | $\frac{\pi}{6}$ | $\frac{\pi}{3}$ | $\frac{\pi}{2}$ | $\frac{2\pi}{3}$ | $\frac{5\pi}{6}$ | π |
| r | 0 | 1 | $\sqrt{3}$ | 2 | $\sqrt{3}$ | 1 | 0 |

Next, change θ_{\max} to $\frac{2\pi}{3}$, and graph again. This time the calculator traces out two loops, as shown in figure (b). For θ between $\frac{\pi}{3}$ and $\frac{2\pi}{3}$, r is negative, so the second loop lies in the third and fourth quadrants.

| | | | | | | | |
|-----------|-----------------|-------------------|------------------|-----------------|------------------|--------------------|------------------|
| θ | $\frac{\pi}{3}$ | $\frac{7\pi}{18}$ | $\frac{4\pi}{9}$ | $\frac{\pi}{2}$ | $\frac{5\pi}{9}$ | $\frac{11\pi}{18}$ | $\frac{2\pi}{3}$ |
| 3θ | π | $\frac{7\pi}{6}$ | $\frac{4\pi}{3}$ | $\frac{\pi}{2}$ | $\frac{5\pi}{3}$ | $\frac{11\pi}{6}$ | 2π |
| r | 0 | -1 | $-\sqrt{3}$ | -2 | $-\sqrt{3}$ | -1 | 0 |

Finally, change θ_{\max} to π , and graph again. For θ between $\frac{2\pi}{3}$ and π , the graph traces out a third loop, as shown in figure (c). For θ between π and 2π , the entire graph is traced a second time. The finished graph is a rose with 3 petals of length 2. \square

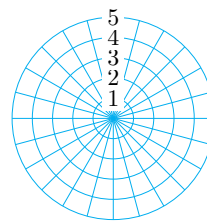
Checkpoint 10.22

a Use your calculator to graph the polar equation $r = 2 \cos(3\theta)$.

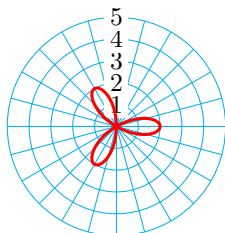
b Complete the table of values for the function.

| | | | | | | | |
|----------|---|-----------------|-----------------|-----------------|------------------|------------------|-------|
| θ | 0 | $\frac{\pi}{6}$ | $\frac{\pi}{3}$ | $\frac{\pi}{2}$ | $\frac{2\pi}{3}$ | $\frac{5\pi}{6}$ | π |
| r | | | | | | | |

- c Sketch the graph by hand on the grid at right.



Answer.



Sketching Familiar Equations

You should also be able to sketch the standard polar graphs by hand. Once you recognize an equation as a particular type of graph, say a rose or a limaçon, you can sketch the graph quickly by finding just a few well-chosen guidepoints. The next example demonstrates a technique for sketching a rose.

Example 10.23 Graph the polar equation $r = 3 \sin(2\theta)$.

Solution. Referring to the Catalog of Polar Graphs, we see that the graph of this equation is a **rose**, with petal length $a = 3$ and four petals, because $2n = 4$. If we can locate the tips of the petals, we can use them as guidepoints to sketch the graph.

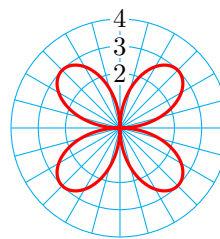
Now, the points at the tips of the petals have $r = 3$, so we substitute $r = 3$ into the equation of the rose to find the values of θ at those points.

$$\begin{aligned} 3 &= 3 \sin(2\theta) && \text{Divide both sides by } \mathbf{3}. \\ 1 &= \sin(2\theta) && \text{Apply the arcsine function to both sides.} \\ \frac{\pi}{2} &= 2\theta && \text{Divide both sides by } \mathbf{2}. \\ \frac{\pi}{4} &= \theta \end{aligned}$$

Thus, one of the petal tips is located at $\theta = \frac{\pi}{4}$. Because the 4 petals are evenly spaced around the pole, the angle between the petals is $\frac{2\pi}{4} = \frac{\pi}{2}$, and the other petal tips occur at

$$\begin{aligned} \theta &= \frac{\pi}{4} + \frac{\pi}{2} = \frac{3\pi}{4} \\ \theta &= \frac{\pi}{4} + 2\left(\frac{\pi}{2}\right) = \frac{5\pi}{4} \\ \theta &= \frac{\pi}{4} + 3\left(\frac{\pi}{2}\right) = \frac{7\pi}{4} \end{aligned}$$

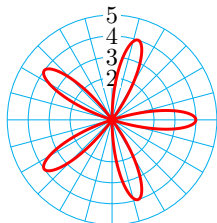
We plot the tips of the petals as guidepoints, at $\left(3, \frac{\pi}{4}\right)$, $\left(3, \frac{3\pi}{4}\right)$, $\left(3, \frac{5\pi}{4}\right)$ and $\left(3, \frac{7\pi}{4}\right)$. Now we can sketch a rose with 4 petals of length 3, as shown at right.



□

Checkpoint 10.24 Graph the polar equation $r = 4 \cos(5\theta)$.

Answer.



The **limaçons**, $r = a \pm \sin(\theta)$ and $r = a \pm \cos(\theta)$, are another family of polar graphs. In particular, the **cardioid** is a special case of a limaçon with $a = b$.

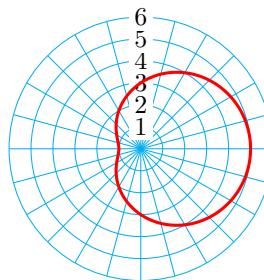
Example 10.25 Graph the polar equation $r = 3 + 2 \cos(\theta)$.

Solution.

This is the equation for a limaçon, with $a = 3$ and $b = 2$. Because $a > b$, the limaçon will have a dent, like a lima bean, rather than a loop. As guidepoints, we locate the points at the four quadrantal angles.

| θ | $r = 3 + 2 \cos(\theta)$ |
|------------------|--------------------------|
| 0 | 5 |
| $\frac{\pi}{2}$ | 3 |
| π | 1 |
| $\frac{3\pi}{2}$ | 3 |

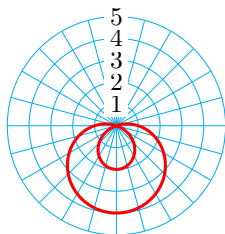
We plot the guidepoints and connect them in order with a smooth curve, as shown below. Note that this limaçon involving cosine is symmetric about the x -axis; limaçons involving sine are symmetric about the y -axis.



□

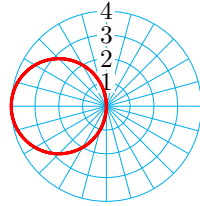
Checkpoint 10.26 Graph the polar equation $r = 1 - 3 \sin(\theta)$.

Answer.

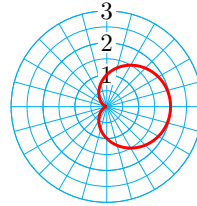


You should also be able to identify a polar graph and write its equation.

Example 10.27 Give a polar equation for each of the graphs below.



a.



b.

Solution.

a The graph is a circle centered at $(-2, 0)$ and with radius 2, so we choose the equation $r = 2a \cos(\theta)$, with $a = -2$. Thus, $r = -4 \cos(\theta)$.

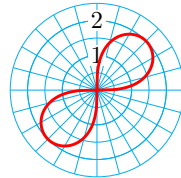
b The graph is a cardioid with its axis of symmetry on the x -axis, and the "bottom" of the heart points in the positive x direction, so its equation has the form $r = a + a \cos(\theta)$. At $\theta = 0$, $r = 2$, so we can solve for a :

$$\begin{aligned} 2 &= a + a \cos(0) \\ 2 &= a + a(1) = 2a \end{aligned}$$

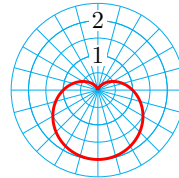
Thus, $a = 1$ and we choose the equation $r = 1 + \cos(\theta)$.

□

Checkpoint 10.28 Give a polar equation for each of the graphs below.



a.



b.

Answer.

a $r^2 = 4 \sin(2\theta)$

b $r = 1 - \sin(\theta)$

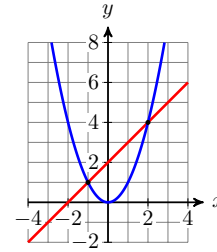
Finding Intersection Points

To find the intersection points of two graphs, we solve the system made up of their equations. If the equations are $y = f(x)$ and $y = g(x)$, we simply solve the equation $f(x) = g(x)$. For example, we find the intersection points of $y = x^2$ and $y = x + 2$ by solving the equation $x^2 - x - 2 = 0$ to get

$$\begin{aligned} x^2 - x - 2 &= 0 \\ (x - 2)(x + 1) &= 0 \\ x - 2 = 0, \quad x + 1 = 0 \\ x = 2, \quad x = -1 \end{aligned}$$

These are the x -coordinates of the intersection points, and we can find the y -coordinates by substituting these values into either equation.

- For $x = 2$, we find $y = 2^2 = 4$.
- For $x = -1$, we find $y = (-1)^2 = 1$.



Thus, the intersection points are $(2, 4)$ and $(-1, 1)$, as shown at right.

To find the intersection points of the polar graphs $r = f(\theta)$ and $r = g(\theta)$ we solve the equation $f(\theta) = g(\theta)$.

Example 10.29 Find all intersection points of the graphs of $r = 2 + 2 \sin(\theta)$ and $r = 2 + 2 \cos(\theta)$.

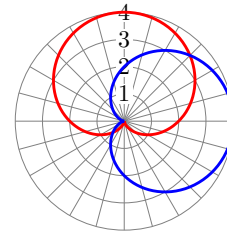
Solution. We equate the two expressions for r and solve for θ .

$$\begin{aligned} r = 2 + 2 \sin(\theta) &= r = 2 + 2 \cos(\theta) \\ \sin(\theta) &= \cos(\theta) && \text{Divide both sides by } \cos(\theta). \\ \tan(\theta) &= 1 && \text{Solve for } \theta. \\ \theta &= \frac{\pi}{4}, \frac{5\pi}{4} \end{aligned}$$

We evaluate either expression for t to find the other coordinate of the intersection point.

$$\begin{aligned} \text{when } \theta = \frac{\pi}{4}, \quad r &= 2 + 2 \sin\left(\frac{\pi}{4}\right) = 2 + \left(\frac{1}{\sqrt{2}}\right) = 2 + \sqrt{2} \\ \text{when } \theta = \frac{5\pi}{4}, \quad r &= 2 + 2 \sin\left(\frac{5\pi}{4}\right) = 2 + \left(\frac{-1}{\sqrt{2}}\right) = 2 - \sqrt{2} \end{aligned}$$

Thus, two of the intersection points are $\left(2 + \sqrt{2}, \frac{\pi}{4}\right)$ and $\left(2 - \sqrt{2}, \frac{5\pi}{4}\right)$, as shown at right. However, you can see in the figure that the graphs also appear to intersect at the pole. To verify that the pole indeed lies on both graphs, we can solve for θ in each equation when $r = 0$.



However, you can see in the figure that the graphs also appear to intersect at the pole. To verify that the pole indeed lies on both graphs, we can solve for θ in each equation when $r = 0$.

$$\begin{aligned} 0 &= 2 + 2 \sin(\theta) && 0 = 2 + 2 \cos(\theta) \\ -1 &= \sin(\theta) && -1 = \cos \theta \\ \theta &= \frac{3\pi}{2} && \theta = \pi \end{aligned}$$

Both points, $\left(0, \frac{3\pi}{2}\right)$ and $(0, \pi)$, represent the pole. Thus, the graphs intersect at three points: $\left(2 + \sqrt{2}, \frac{\pi}{4}\right)$, $\left(2 - \sqrt{2}, \frac{5\pi}{4}\right)$, and the pole. \square

Caution 10.30 As we saw in the previous Example, solving a system of equations $r = f(\theta)$ and $r = g(\theta)$ will not always reveal an intersection at the pole, because r may be equal to zero for different values of θ in the two equations. We should always check separately whether the pole is a point on both graphs.

Checkpoint 10.31 Find all intersection points of the graphs of $r = 1$ and $r = 2 \cos \theta$.

Answer. $\left(1, \frac{\pi}{3}\right), \left(1, \frac{5\pi}{3}\right)$

Review the following skills you will need for this section.

Skills Refresher 10.2

Solve each equation. Give two solutions, $0 \leq \theta < 2\pi$.

1 $\cos(\theta) = \frac{\sqrt{3}}{2}$

3 $\tan(\theta) = \sqrt{3}$

6 $\cos(\theta) = -\frac{1}{2}$

4 $\tan(\theta) = \frac{1}{\sqrt{3}}$

7 $\tan(\theta) = -1$

2 $\sin(\theta) = \frac{1}{\sqrt{2}}$

5 $\sin(\theta) = \frac{11}{\sqrt{2}}$

8 $\cos(\theta) = 0$

Skills Refresher Answers

1 $\frac{\pi}{6}, \frac{11\pi}{6}$

3 $\frac{\pi}{3}, \frac{4\pi}{3}$

5 $\frac{5\pi}{4}, \frac{7\pi}{4}$

7 $\frac{3\pi}{4}, \frac{7\pi}{4}$

2 $\frac{\pi}{4}, \frac{3\pi}{4}$

4 $\frac{\pi}{6}, \frac{7\pi}{6}$

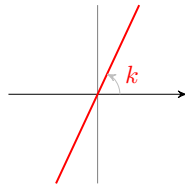
6 $\frac{2\pi}{3}, \frac{4\pi}{3}$

8 $\frac{\pi}{2}, \frac{3\pi}{2}$

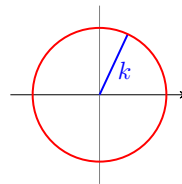
A Catalog of Polar Curves

The Coordinate Curves

- $\theta = k$ (k a constant)
A **line** through the pole.
 k gives the angle of inclination of the line (in radians).

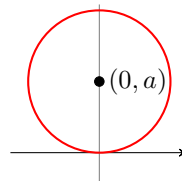


- $r = k$ (k a constant)
A **circle** centered at the pole.
 k is the radius of the circle.



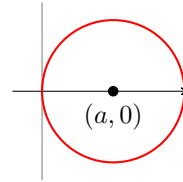
Circles

- $r = 2a \sin(\theta)$
A **circle** with center $(0, a)$ on the y -axis, and radius $|a|$.



- $r = 2a \cos(\theta)$

A **circle** with center $(a, 0)$ on the x -axis, and radius $|a|$.

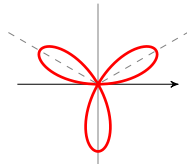


Roses

- $r = a \sin(n\theta)$

A **rose** with petal length a .

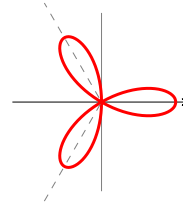
n petals if n is odd; $2n$ petals if n is even.



- $r = a \cos(n\theta)$

A **rose** with petal length a .

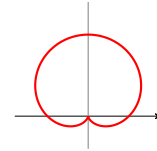
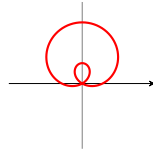
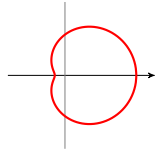
n petals if n is odd; $2n$ petals if n is even.



Limaçons

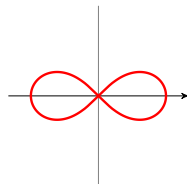
$r = a \pm b \sin(\theta)$ or $r = a \pm b \cos(\theta)$

- $a > b$, with a dent.
- $a < b$, with a loop.
- $a > b$, a **cardioid**.

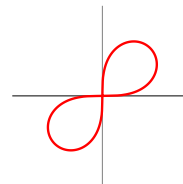


Lemniscates

- $r^2 = a^2 \cos(2\theta)$



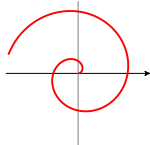
- $r^2 = a^2 \sin(2\theta)$



Spirals

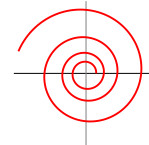
- **Archimedean spiral**

$r = a\theta$



- **Logarithmic spiral**

$r = e^{a\theta}$



Section 10.2 Summary

Vocabulary

- Rose
- Limaçon
- Cardioid
- Lemniscate

Concepts

- 1 When graphing an equation in polar coordinates, we think of sweeping around the pole in the counterclockwise direction, and at each angle θ the r -value tells us how far the graph is from the pole.
- 2 Standard graphs in polar coordinates include circles and roses, cardioids and limaçons, lemniscates, and spirals.
- 3 To find the intersection points of the polar graphs $r = f(\theta)$ and $r = g(\theta)$ we solve the equation $f(\theta) = g(\theta)$. In addition, we should always check whether the pole is a point on both graphs.

Study Questions

- 1 Delbert says that the graph of $r = 2 \sin(\theta)$ in the first example cannot be correct, because there are no points on the graph for angles between π and 2π . How do you respond?
- 2 Is it possible to have a rose with only two petals? What would its equation be?
- 3 Francine says that a circle of the form $r = 2a \cos(\theta)$ is just a special case of a limaçon. Support or refute her statement.
- 4 There are no points on the graph of $r^2 = 4 \cos(2\theta)$ for angles between $\frac{\pi}{4}$ and $\frac{3\pi}{4}$. Why is that?

Skills

- 1 Describe the effect of parameters in polar curves #1–16, 83–84
- 2 Compare polar and Cartesian graphs #21–24
- 3 Sketch standard polar graphs #17–20, 25–42, 75–82
- 4 Identify standard polar graphs #43–58
- 5 Write equations for standard polar graphs #59–66
- 6 Find intersection points of polar graphs #67–74

Homework 10-2

Exercise Group. In Problems 1–4, use graphing technology to graph the equations.

1.

- a Graph $r = k$, for $k = 1, 2, 3$. How does the graph change for different values of k ?

b Write a Cartesian equation for each graph in part (a).

2.

a Graph $r = k$, for $k = -1, -2, -3$. How does these graphs compare to the graphs in Problem 1?

b Write a Cartesian equation for each graph in part (a).

3.

a Graph $\theta = k$, for $k = \frac{\pi}{6}, \frac{\pi}{3}, \frac{2\pi}{3}, \frac{5\pi}{6}$. How does the graph change for different values of k ?

b Write a Cartesian equation for each graph in part (a).

4.

a Graph $\theta = k$, for $k = \frac{7\pi}{6}, \frac{5\pi}{3}, \frac{7\pi}{3}, \frac{11\pi}{6}$. How does the graph change for different values of k ?

b Write a Cartesian equation for each graph in part (a).

5. Complete the table of values for each equation. Plot the points in order of increasing θ . What is different about the two graphs?

Equation 1: $r = 2$

| | | | | | | | | |
|----------|---|-----------------|-----------------|------------------|-------|------------------|------------------|------------------|
| θ | 0 | $\frac{\pi}{4}$ | $\frac{\pi}{2}$ | $\frac{3\pi}{4}$ | π | $\frac{5\pi}{4}$ | $\frac{3\pi}{2}$ | $\frac{7\pi}{4}$ |
| $r = 2$ | | | | | | | | |

Equation 2: $r = -2$

| | | | | | | | | |
|----------|---|-----------------|-----------------|------------------|-------|------------------|------------------|------------------|
| θ | 0 | $\frac{\pi}{4}$ | $\frac{\pi}{2}$ | $\frac{3\pi}{4}$ | π | $\frac{5\pi}{4}$ | $\frac{3\pi}{2}$ | $\frac{7\pi}{4}$ |
| $r = -2$ | | | | | | | | |

6. Graph each line, and label the points with their coordinates. How are the points on the two lines related?

Equation 1: $\theta = \frac{\pi}{4}$

| | | | | | | |
|--------------------------|-----------------|-----------------|-----------------|-----------------|-----------------|-----------------|
| $\theta = \frac{\pi}{4}$ | $\frac{\pi}{4}$ | $\frac{\pi}{4}$ | $\frac{\pi}{4}$ | $\frac{\pi}{4}$ | $\frac{\pi}{4}$ | $\frac{\pi}{4}$ |
| r | -2 | -1 | 0 | 1 | 2 | |

Equation 2: $\theta = \frac{5\pi}{4}$

| | | | | | | |
|---------------------------|------------------|------------------|------------------|------------------|------------------|------------------|
| $\theta = \frac{5\pi}{4}$ | $\frac{5\pi}{4}$ | $\frac{5\pi}{4}$ | $\frac{5\pi}{4}$ | $\frac{5\pi}{4}$ | $\frac{5\pi}{4}$ | $\frac{5\pi}{4}$ |
| r | -2 | -1 | 0 | 1 | 2 | |

7.

a Graph the circle $r = 4 \cos(\theta)$. Label the points corresponding to $\theta = 0, \frac{\pi}{4}, \frac{\pi}{2}, \frac{3\pi}{4}$, and π .

b Complete the table of values. What happens to the graph as θ increases from π to 2π ?

| | | | | | |
|----------|-------|------------------|------------------|------------------|--------|
| θ | π | $\frac{5\pi}{4}$ | $\frac{3\pi}{2}$ | $\frac{7\pi}{4}$ | 2π |
| r | | | | | |

c Find the center and radius of the circle.

d Give the Cartesian equation of the circle.

15.

- a Graph the following roses and compare. How is the number of petals related to the value of n in the equation $r = a \sin(n\theta)$?

$$r = \sin(2\theta), \quad r = \sin(3\theta), \quad r = \sin(4\theta), \quad r = \sin(5\theta)$$

- b For each graph above, list the values of θ where the tips of the petals occur.
- c Graph $r = a \sin(3\theta)$ for $a = 1, 2$, and 3 . How does the value of a affect the graph?

16.

- a Graph the following roses and compare. How is the number of petals related to the value of n in the equation $r = a \cos(n\theta)$?

$$r = \cos(2\theta), \quad r = \cos(3\theta), \quad r = \cos(4\theta), \quad r = \cos(5\theta)$$

- b For each graph above, list the values of θ where the tips of the petals occur.
- c Graph $r = a \cos(3\theta)$ for $a = 1, 2$, and 3 . How does the value of a affect the graph?

17.

- a Solve $r^2 = 9 \cos(2\theta)$ for r . (You should get two equations for r .)
- b Graph both equations together. Change θ step to 0.02 to see the whole graph.
- c How does the value of a affect the graph of $r^2 = a^2 \cos(2\theta)$?

18.

- a Solve $r^2 = 9 \cos(2\theta)$ for r . (You should get two equations for r .)
- b Graph both equations together. Change θ step to 0.02 to see the whole graph.
- c How does this graph differ from the graph in Problem 17?

19. Graph the Archimedean spiral $r = \theta$. Set your window to

$$\begin{aligned} \theta_{\min} &= 0 & \theta_{\max} &= 8\pi \\ X_{\min} &= -20 & X_{\max} &= 20 \\ Y_{\min} &= -20 & Y_{\max} &= 20 \end{aligned}$$

Then graph by pressing Zoom 5.

20. Graph the logarithmic spiral $r = e^{0.2\theta}$. Set your window to

$$\begin{aligned} \theta_{\min} &= 0 & \theta_{\max} &= 8\pi \\ X_{\min} &= -100 & X_{\max} &= 100 \\ Y_{\min} &= -100 & Y_{\max} &= 100 \end{aligned}$$

Then graph by pressing Zoom 5.

21.

- a Complete the table and graph the equation $y = \sin(3\theta)$ in Cartesian coordinates, for $0 \leq \theta \leq 2\pi$.

| | | | | | | | | | |
|-----------|---|-----------------|-----------------|------------------|-------|------------------|------------------|------------------|--------|
| θ | | | | | | | | | |
| 3θ | 0 | $\frac{\pi}{4}$ | $\frac{\pi}{2}$ | $\frac{3\pi}{4}$ | π | $\frac{5\pi}{4}$ | $\frac{3\pi}{2}$ | $\frac{7\pi}{4}$ | 2π |
| y | | | | | | | | | |

- b Complete the table and graph the equation $r = \sin(3\theta)$ in polar coordinates, for $0 \leq \theta \leq 2\pi$.

| | | | | | | | | | |
|-----------|---|-----------------|-----------------|------------------|-------|------------------|------------------|------------------|--------|
| θ | | | | | | | | | |
| 3θ | 0 | $\frac{\pi}{4}$ | $\frac{\pi}{2}$ | $\frac{3\pi}{4}$ | π | $\frac{5\pi}{4}$ | $\frac{3\pi}{2}$ | $\frac{7\pi}{4}$ | 2π |
| r | | | | | | | | | |

22.

- a Complete the table and graph the equation $y = \cos(2\theta)$ in Cartesian coordinates, for $0 \leq \theta \leq 2\pi$.

| | | | | | | | | | |
|-----------|---|-----------------|-----------------|------------------|-------|------------------|------------------|------------------|--------|
| θ | | | | | | | | | |
| 2θ | 0 | $\frac{\pi}{4}$ | $\frac{\pi}{2}$ | $\frac{3\pi}{4}$ | π | $\frac{5\pi}{4}$ | $\frac{3\pi}{2}$ | $\frac{7\pi}{4}$ | 2π |
| y | | | | | | | | | |

- b Complete the table and graph the equation $r = \cos(2\theta)$ in polar coordinates, for $0 \leq \theta \leq 2\pi$.

| | | | | | | | | | |
|-----------|---|-----------------|-----------------|------------------|-------|------------------|------------------|------------------|--------|
| θ | | | | | | | | | |
| 2θ | 0 | $\frac{\pi}{4}$ | $\frac{\pi}{2}$ | $\frac{3\pi}{4}$ | π | $\frac{5\pi}{4}$ | $\frac{3\pi}{2}$ | $\frac{7\pi}{4}$ | 2π |
| r | | | | | | | | | |

23.

- a Complete the table and graph the equation $y = 2 + 2\cos(\theta)$ in Cartesian coordinates, for $0 \leq \theta \leq 2\pi$.

| | | | | | | | | | |
|----------|---|-----------------|-----------------|------------------|-------|------------------|------------------|------------------|--------|
| θ | 0 | $\frac{\pi}{4}$ | $\frac{\pi}{2}$ | $\frac{3\pi}{4}$ | π | $\frac{5\pi}{4}$ | $\frac{3\pi}{2}$ | $\frac{7\pi}{4}$ | 2π |
| y | | | | | | | | | |

- b Complete the table and graph the equation $r = 2 + 2\cos(\theta)$ in polar coordinates, for $0 \leq \theta \leq 2\pi$.

| | | | | | | | | | |
|----------|---|-----------------|-----------------|------------------|-------|------------------|------------------|------------------|--------|
| θ | 0 | $\frac{\pi}{4}$ | $\frac{\pi}{2}$ | $\frac{3\pi}{4}$ | π | $\frac{5\pi}{4}$ | $\frac{3\pi}{2}$ | $\frac{7\pi}{4}$ | 2π |
| r | | | | | | | | | |

24.

- a Complete the table and graph the equation $y = 1 - \sin(\theta)$ in Cartesian coordinates, for $0 \leq \theta \leq 2\pi$.

| | | | | | | | | | |
|----------|---|-----------------|-----------------|------------------|-------|------------------|------------------|------------------|--------|
| θ | 0 | $\frac{\pi}{4}$ | $\frac{\pi}{2}$ | $\frac{3\pi}{4}$ | π | $\frac{5\pi}{4}$ | $\frac{3\pi}{2}$ | $\frac{7\pi}{4}$ | 2π |
| y | | | | | | | | | |

- b Complete the table and graph the equation $r = 1 - \sin(\theta)$ in polar coordinates, for $0 \leq \theta \leq 2\pi$.

| | | | | | | | | | |
|----------|---|-----------------|-----------------|------------------|-------|------------------|------------------|------------------|--------|
| θ | 0 | $\frac{\pi}{4}$ | $\frac{\pi}{2}$ | $\frac{3\pi}{4}$ | π | $\frac{5\pi}{4}$ | $\frac{3\pi}{2}$ | $\frac{7\pi}{4}$ | 2π |
| r | | | | | | | | | |

Exercise Group. For Problems 25–42, use the catalog of polar graphs to

help you identify and sketch the following curves. Check your work by graphing with a calculator.

25. $r = 3 \cos(\theta)$

27. $\theta = \frac{\pi}{4}$

29. $r = 4$

31. $r = 2 + 2 \sin(\theta)$

33. $r = 2 - \cos(\theta)$

35. $r = 3 \sin(2\theta)$

37. $r = 2 \cos(5\theta)$

39. $r = 2 + 3 \sin(\theta)$

41. $r^2 = \cos(2\theta)$

26. $r = 2 \sin(\theta)$

28. $\theta = \frac{4\pi}{3}$

30. $r = 2$

32. $r = 3 + 3 \cos(\theta)$

34. $r = 1 - 3 \sin(\theta)$

36. $r = 2 \cos(3\theta)$

38. $r = 4 \sin(4\theta)$

40. $r = 3 + 2 \sin(\theta)$

42. $r^2 = 4 \sin(2\theta)$

Exercise Group. For Problems 43–52, identify each curve, and graph it.

43. $r \csc(\theta) = 2$

45. $r^2 = 4, 0 \leq \theta \leq \frac{3\pi}{4}$

47. $r = \sin(\theta), \frac{3\pi}{4} \leq \theta \leq \frac{5\pi}{4}$

49. $r = 2 \sin(2\theta) \cos(2\theta)$

51. $r(1 - \cos(\theta)) = \sin^2(\theta)$

44. $r = 2 \sec(\theta)$

46. $\theta = \frac{\pi}{4}, |r| < 2$

48. $r = \cos(\theta), 0 \leq \theta \leq \frac{\pi}{2}$

50. $r = \cos^2(\theta) - \sin^2(\theta)$

52. $r \sec(\theta) = \sec(\theta) - \tan(\theta)$

Exercise Group. For Problems 53–58, graph the following polar curves. Do you recognize them?

53. $r = \frac{2}{1 - \cos(\theta)}$

55. $r = \frac{2}{2 - \cos(\theta)}$

57. $r = \frac{1}{1 + 2 \sin(\theta)}$

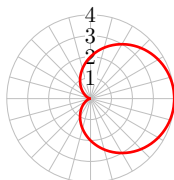
54. $r = \frac{6}{2 + \sin(\theta)}$

56. $r = \frac{1}{1 + \sin(\theta)}$

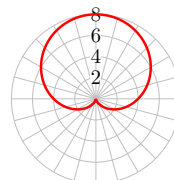
58. $r = \frac{3}{2 - 3 \cos(\theta)}$

Exercise Group. For Problems 59–66, write a polar equation for the graph.

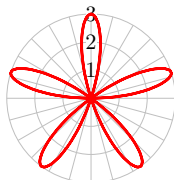
59.



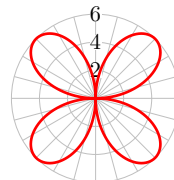
60.



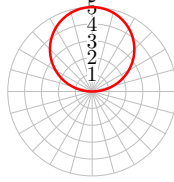
61.



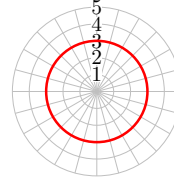
62.



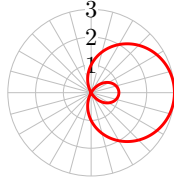
63.



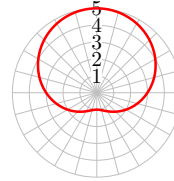
64.



65.



66.



Exercise Group. For Problems 67–74, find the coordinates of the intersection points of the two curves analytically. Then graph the curves to verify your answers.

67. $r = \cos(\theta)$, $r = 1 - \cos(\theta)$

68. $r = \sin(\theta)$, $r = \cos(\theta)$

69. $r = 3 \sin(\theta)$, $r = 3 \cos(\theta)$

70. $r = \sin(2\theta)$, $r = \cos(2\theta)$

71. $r = 1$, $r = 1 - \cos(\theta)$

72. $r = 3 \cos(\theta)$, $r = 1 + \cos(\theta)$

73. $r = 2 + \sin(\theta)$, $r = 2 - \cos(\theta)$

74. $r = \sin(\theta)$, $r = \sin(2\theta)$

Exercise Group. For Problems 75–82, graph the polar curve.

75. $r^2 = \tan(\theta)$

76. $r^2 = \cot(\theta)$

77. $r = \csc(\theta) - 2$ (conchoid)

78. $r = \tan(\theta)$ (kappa curve)

79. $r = \cos(2\theta) \sec(\theta)$ (strophoid)

80. $r = \sin(\theta) \tan(\theta)$ (cissoid)

81. $r = \frac{1}{\sqrt{\theta}}$

82. $r = \cos\left(\frac{\theta}{2}\right)$, $0 \leq \theta \leq 4\pi$

83. Graph the polar curves $r = 1 - 2 \sin(n\theta)$ for $n = 2, 3, 4, 5, 6$. Explain how the value of the parameter n affects the curve.

84. Graph the polar curves $r = 1 - 3 \cos(n\theta)$ for $n = 2, 3, 4, 5, 6$. Explain how the value of the parameter n affects the curve.

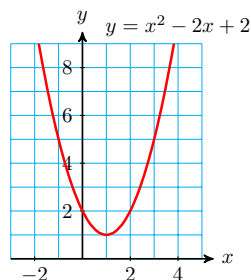
10.3 Complex Numbers

So far most of your work in mathematics has been done using the set of **real numbers**. We often represent the real numbers by a number line, because they can be matched up one-for-one with the points on the line. Every real number is either rational or irrational, and can be expressed as a decimal number, although irrational numbers are non-repeating, non-terminating decimals. However, the real numbers are actually a subset of a larger set of numbers called the **complex numbers**.

You may have first encountered complex numbers as solutions of certain quadratic equations. For example, the graph of

$$f(x) = x^2 - 2x + 2$$

has no x -intercepts (as shown at right), because the equation $x^2 - 2x + 2 = 0$ has no real-valued solutions.



Applying the quadratic formula, we find

$$x = \frac{-(-2) \pm \sqrt{(-2)^2 - 4(1)(2)}}{2} = \frac{2 \pm \sqrt{-4}}{2}$$

The solutions of the equation are $\frac{2 + \sqrt{-4}}{2}$ and $\frac{2 - \sqrt{-4}}{2}$, but they are not real numbers. Because $\sqrt{-4}$ is not a real number, the equation $x^2 - 2x + 2 = 0$ has no real solutions.

Imaginary Numbers

Although square roots of negative numbers such as $\sqrt{-4}$ are not real numbers, they occur often in mathematics and its applications. Mathematicians began working with square roots of negative numbers in the sixteenth century, in their attempts to solve quadratic and cubic equations. René Descartes gave them the name **imaginary numbers**, which reflected the mistrust with which mathematicians regarded them at the time. Today, however, such numbers are well understood and used routinely by scientists and engineers.

We begin by defining a new number, called i , whose square is -1 .

Imaginary Unit.

We define the imaginary unit, i , by

$$i^2 = -1 \quad \text{or} \quad i = \sqrt{-1}$$

The letter i used in this way is not a variable, it is the name of a specific number, and hence is a constant. The square root of any negative number can be written as the product of a real number and i . For example,

$$\begin{aligned} \sqrt{-4} &= \sqrt{-1 \cdot 4} \\ &= \sqrt{-1} \sqrt{4} = i \cdot 2 \end{aligned}$$

or $\sqrt{-4} = 2i$. Any number that is the product of i and a real number is called an **imaginary number**.

Imaginary Numbers.

For any real number $a > 0$,

$$\sqrt{-a} = \sqrt{-1} \sqrt{a} = i \sqrt{a}$$

Examples of imaginary numbers are $3i$, $\frac{7}{8}i$, $-38i$, and $i\sqrt{5}$.

Example 10.32 Write each radical as an imaginary number.

a $\sqrt{-25}$

b $2\sqrt{-3}$

Solution.

a $\sqrt{-25} = \sqrt{-1}\sqrt{25} = i\sqrt{25} = 5i$

b $2\sqrt{-3} = \sqrt{-1}\sqrt{3} = 2i\sqrt{3}$

□

Checkpoint 10.33 Write each radical as an imaginary number.

a $\sqrt{-18}$

b $-6\sqrt{-5}$

Answer.

a $3i\sqrt{2}$

b $-6i\sqrt{5}$

Just as each positive number has two real-valued square roots, every negative number has two imaginary square roots. For example, the two square roots of -9 are $3i$ and $-3i$.

Complex Numbers

Consider the quadratic equation

$$x^2 - 2x + 5 = 0$$

Using the quadratic formula to solve the equation, we find

$$x = \frac{-(-2) \pm \sqrt{(-2)^2 - 4(1)(5)}}{2} = \frac{2 \pm \sqrt{-16}}{2}$$

If we now replace $\sqrt{-16}$ by $4i$, we have

$$x = \frac{2 \pm 4i}{2} = 1 \pm 2i$$

The two solutions are $1 + 2i$ and $1 - 2i$. These are examples of **complex numbers**.

Complex Numbers.

A **complex number** can be written in the form

$$z = a + bi$$

where a and b are real numbers.

Examples of complex numbers are

$$3 - 5i, 2 + \sqrt{7}i, \frac{4 - i}{3}, 6i, \text{ and } -9$$

In a complex number $a + bi$, a is called the **real part**, and b is called the **imaginary part**. All real numbers are also complex numbers (with imaginary part equal to zero). A complex number whose real part equals 0 is called a **pure imaginary number**.

The real and imaginary parts of a complex number cannot be combined. Thus, two complex numbers z_1 and z_2 are equal if and only if their real parts are equal and their imaginary parts are equal.

Equality of Complex Numbers.

Two complex numbers $z_1 = a + bi$ and $z_2 = c + di$ are equal if and only if

$$a = c \text{ and } b = d$$

Example 10.34 The solutions of the equation $x^2 - 2x + 2 = 0$ are $\frac{2 \pm \sqrt{-4}}{2}$. Write these solutions as complex numbers, and simplify.

Solution. Because $\sqrt{-4} = \sqrt{-1}\sqrt{4} = 2i$, we have $\frac{2 \pm \sqrt{-4}}{2} = \frac{2 \pm 2i}{2}$, or $1 \pm i$. The solutions are $1 + i$ and $1 - i$. \square

Checkpoint 10.35 Use extraction of roots to solve $(2x + 1)^2 + 9 = 0$. Write your answers as complex numbers.

Answer. $x = \frac{-1}{2} \pm \frac{3}{2}i$

Arithmetic of Complex Numbers

We add and subtract complex numbers by combining their real and imaginary parts separately. For example,

$$\begin{aligned}(4 + 5i) + (2 - 3i) &= (4 + 2) + (5 - 3)i \\ &= 6 + 2i\end{aligned}$$

The algebraic form of this rule can be stated as follows.

Sum and Difference of Complex Numbers.

The sum of two complex numbers $z_1 = a + bi$ and $z_2 = c + di$ is

$$z_1 + z_2 = (a + bi) + (c + di) = (a + c) + (b + d)i$$

Their difference is

$$z_1 - z_2 = (a + bi) - (c + di) = (a - c) + (b - d)i$$

Example 10.36 Subtract: $(8 - 6i) - (5 + 2i)$.

Solution. Combine the real and imaginary parts.

$$\begin{aligned}(8 - 6i) - (5 + 2i) &= (8 - 5) + (-6 - 2)i \\ &= 3 + (-8)i = 3 - 8i\end{aligned}$$

\square

Checkpoint 10.37 Subtract: $(-3 + 2i) - (-3 - 2i)$

Answer. $4i$

Products of Complex Numbers

To find the product of two imaginary numbers, we use the fact that $i^2 = -1$. For example,

$$\begin{aligned}(3i)(4i) &= 3 \cdot 4i^2 \\ &= 12(-1) = -12\end{aligned}$$

To find the product of two complex numbers, we use the distributive law, as if the numbers were binomials.

Example 10.38 Multiply $(2 + 3i)(3 - 5i)$.

Solution. We multiply each term of the first complex number by each term of the second one.

$$(2 + 3i)(3 - 5i) = 6 - 10i + 9i - 15i^2$$

Because $i^2 = -1$, the last term, $-15i^2$, can be replaced by $-15(-1)$, or 15, to obtain

$$6 - 10i + 9i + 15$$

Finally, we combine the real parts and imaginary parts to obtain

$$(6 + 15) + (-10i + 9i) = 21 - i$$

□

Checkpoint 10.39 Multiply $(-3 + 2i)(-3 - 2i)$.

Answer. 13

In the Homework Problems, you will verify that the following rule holds.

Product of Complex Numbers.

The product of two complex numbers $z_1 = a + bi$ and $z_2 = c + di$ is

$$z_1 z_2 = (a + bi)(c + di) = (ac - bd) + (ad + bc)i$$

Caution 10.40 One property of real numbers that is *not* true of complex numbers is $\sqrt{ab} = \sqrt{a}\sqrt{b}$. This identity fails when a and b are both negative. For example, if $a = b = -2$, we have

$$\sqrt{ab} = \sqrt{(-2)(-2)} = \sqrt{4} = 2$$

but

$$\begin{aligned}\sqrt{a} \cdot \sqrt{b} &= \sqrt{(-2)} \cdot \sqrt{(-2)} \\ &= \sqrt{(-1 \cdot 2)} \cdot \sqrt{(-1 \cdot 2)} \\ &= i\sqrt{2} \cdot i\sqrt{2} = i^2(\sqrt{2})^2 = -2\end{aligned}$$

so $\sqrt{ab} \neq \sqrt{a}\sqrt{b}$. We can avoid possible errors by writing square roots of negative numbers as imaginary numbers before attempting any calculations.

Quotients of Complex Numbers

To find the quotient of two complex numbers, we use the technique of rationalizing the denominator. First consider division by a pure imaginary number.

Example 10.41 Divide $\frac{3+4i}{2i}$.

Solution. Because i is really a radical (remember that $i = \sqrt{-1}$), we multiply the numerator and denominator of the quotient by i to obtain

$$\begin{aligned} \frac{(3+4i) \cdot i}{2i \cdot i} &= \frac{3i+4i^2}{2i^2} && \text{Apply the distributive law.} \\ &= \frac{3i-4}{-2} && \text{Recall that } i^2 = -1. \end{aligned}$$

To write the quotient in the form $a+bi$, we divide -2 into each term of the numerator.

$$\frac{3i}{-2} - \frac{4}{-2} = \frac{-3}{2}i + 2$$

The quotient is $2 - \frac{3}{2}i$. □

Checkpoint 10.42 Divide $\frac{8+9i}{3i}$.

Answer. $3 - \frac{8}{3}i$

Perhaps you recall that to rationalize a binomial denominator, we multiply by its conjugate. For example, to rationalize the denominator of $\frac{5}{2+\sqrt{3}}$, we multiply numerator and denominator by $2-\sqrt{3}$. A similar technique works for dividing complex numbers. We first define the **conjugate** of a complex number.

Definition 10.43 Complex Conjugate. For any complex number $z = a+bi$, the number

$$\bar{z} = a - bi$$

is called the **complex conjugate** of z . ◇

Note 10.44 The conjugate of a complex number has several useful properties. In particular, the product of a nonzero complex number and its conjugate is always a positive real number.

$$z\bar{z} = (a+bi)(a-bi) = a^2 - b^2i^2 = a^2 - b^2(-1) = a^2 + b^2$$

To illustrate, we calculate the quotient $\frac{5}{2+3i}$. We multiply numerator and denominator by the complex conjugate of the denominator, $2-3i$, to obtain

$$\frac{5}{2+3i} \cdot \frac{2-3i}{2-3i}$$

The denominator is then a real number, because

$$(2+3i)(2-3i) = 4 - 6i + 6i - 9i^2 = 4 + 9 = 13$$

and the quotient is

$$\frac{5}{2+3i} \cdot \frac{2-3i}{2-3i} = \frac{10-15i}{13} = \frac{10}{13} - \frac{15}{13}i$$

Example 10.45 Divide $\frac{2+3i}{4-2i}$.

Solution. We multiply numerator and denominator by $4+2i$, the complex

conjugate of the denominator.

$$\begin{aligned} \frac{2 + 3i}{4 - 2i} &= \frac{(2 + 3i)(4 + 2i)}{(4 - 2i)(4 + 2i)} && \text{Expand numerator and denominator.} \\ &= \frac{8 + 4i + 12i + 6i^2}{16 + 8i - 8i - 4i^2} && \text{Replace } i^2 \text{ by } -1. \\ &= \frac{8 + 16i - 6}{16 - (-4)} && \text{Combine like terms.} \\ &= \frac{2 + 16i}{20} && \text{Divide 20 into each term of numerator.} \\ &= \frac{2}{20} + \frac{16i}{20} = \frac{1}{10} + \frac{4}{5}i \end{aligned}$$

□

Checkpoint 10.46 Write the quotient $\frac{4 - 2i}{1 + i}$ in the form $a + bi$.

Answer. $1 - 3i$

In the Homework Problems you will verify the rule for dividing complex numbers.

Quotient of Complex Numbers.

The quotient of two complex numbers $z_1 = a + bi$ and $z_2 = c + di$ is

$$\frac{z_1}{z_2} = \frac{a + bi}{c + di} = \frac{a + bi}{c + di} \cdot \frac{c - di}{c - di} = \frac{ac + bd}{c^2 + d^2} + \frac{bc - ad}{c^2 + d^2}i$$

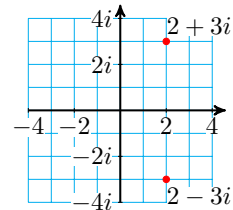
Graphing Complex Numbers

Real numbers can be plotted on a number line, but to graph a complex number we use a plane, called the **complex plane**. In the complex plane, the real numbers lie on the horizontal or **real axis**, and pure imaginary numbers lie on the vertical or **imaginary axis**. To plot a complex number $a + bi$ we move a units from the origin in the horizontal direction and b units in the vertical direction.

Example 10.47 Plot the numbers $z = 2 + 3i$ and $\bar{z} = 2 - 3i$ in the complex plane.

Solution.

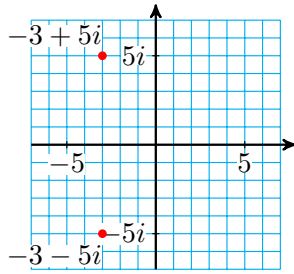
To plot $z = 2 + 3i$, we move from the origin 2 units to the right and 3 units up. To plot $\bar{z} = 2 - 3i$ we move from the origin 2 units to the right and 3 units down. The numbers $2 + 3i$ and $2 - 3i$ are plotted in the figure at right.



□

Checkpoint 10.48 Plot $z = -3 + 5i$ and its conjugate in the complex plane.

Answer.



Caution 10.49 You are used to plotting ordered pairs (x, y) in the Cartesian plane, so that one point represents two real numbers, given by its coordinates. However, in the complex plane one point represents a single complex number $z = a + bi$, and the coordinates of the point are the real and imaginary parts of z . For example, the point $(2, -6)$ in the real plane represents the pair of real numbers $x = 2$ and $y = -6$, but the point $(2, -6)$ in the complex plane represents the complex number $z = 2 - 6i$.

The **modulus**, or length, of a complex number is its distance from the origin in the complex plane. The modulus of a complex number is analogous to the absolute value of a real number, and is denoted by $|z|$. If $z = a + bi$, we can use the Pythagorean theorem to compute its modulus.

Modulus of a Complex Number.

The **modulus** of a complex number $z = a + bi$ is given by

$$|z| = \sqrt{a^2 + b^2}$$

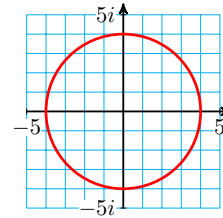
For example, the modulus of $z = 2 + 3i$ is

$$|z| = \sqrt{2^2 + 3^2} = \sqrt{13}$$

Example 10.50 Plot all points in the complex plane that satisfy the equation $|z| = 4$.

Solution.

The points that satisfy $|z| = 4$ all lie at a distance of 4 units from the origin. In other words, they lie on a circle of radius 4 centered at the origin, as shown at right.

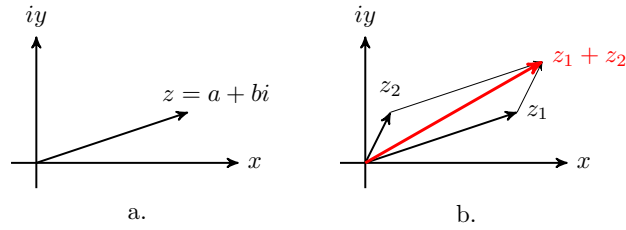


□

Checkpoint 10.51 Write an equation for the circle of radius 1 centered at the origin in the complex plane.

Answer. $|z| = 1$

We can think of the graph of a complex number $z = a + bi$ as the vector (or arrow) that starts at the origin and ends at the point (a, b) in the complex plane, as shown in figure (a).

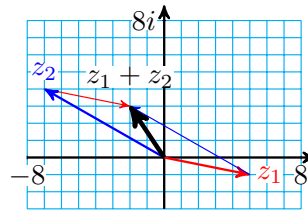


Then the sum of two complex numbers corresponds to the sum of the two vectors representing them. Figure (b) illustrates the sum of two complex numbers, z_1 and z_2 , by vector addition using the parallelogram law: we form a parallelogram with the vectors z_1 and z_2 and as adjacent sides. Their sum is the vector that forms the diagonal of the parallelogram, starting at the origin.

Example 10.52 Illustrate the sum of $z_1 = 5 - i$ and $z_2 = -7 + 4i$ by vector addition.

Solution.

Draw a vector starting at the origin and ending at the point $(5, -1)$ in the complex plane to represent z_1 , and another vector ending at $(-7, 4)$ to represent z_2 . Now sketch the opposite sides of a parallelogram, and draw the diagonal starting at the origin, as shown at right.



This vector represents the sum $z_1 + z_2$. You can check that the vector ends at the point

$$z_1 + z_2 = (5 - 7) + (-1 + 4)i = -2 + 3i$$

□

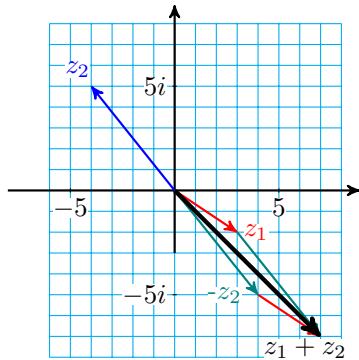
To visualize subtraction, we add the opposite of the second vector, because

$$z_1 - z_2 = z_1 + (-z_2)$$

Recall that the opposite of a vector has the same length, but it points in the opposite direction.

Checkpoint 10.53 Illustrate $z_1 - z_2$, for $z_1 = 3 - 2i$ and $z_2 = -4 + 5i$.

Answer.



Zeros of Polynomials

A polynomial with real-number coefficients may or may not have real-valued zeros. For example, the polynomial $x^4 + 4$ has no real-valued zeros. But a polynomial always has a zero if we allow complex numbers as inputs. Because

we can add, subtract, and multiply any two complex numbers, we can evaluate a polynomial function at a complex number. Thus, we can extend the domain of any polynomial to include all complex numbers.

Example 10.54 Evaluate the polynomial $f(x) = x^2 - 2x + 2$ for $x = 1 + i$, and simplify.

Solution. We substitute $x = 1 + i$, to find

$$\begin{aligned} f(1 + i) &= (1 + i)^2 - 2(1 + i) + 2 \\ &= 1^2 + 2i + i^2 - 2 - 2i + 2 \\ &= 1 + 2i + (-1) - 2 - 2i + 2 \end{aligned}$$

Thus, $f(1 + i) = 0$, so $1 + i$ is a zero of the polynomial. \square

Checkpoint 10.55 If $f(x) = x^2 - 6x + 13$, evaluate $f(3 + 2i)$.

Answer. 0

The zeros of a quadratic polynomial $ax^2 + bx + c$, of course, are the solutions of the quadratic equation $ax^2 + bx + c = 0$, and those solutions are given by the quadratic formula,

$$x = \frac{-b}{2a} + \frac{b^2 - 4ac}{2a} \quad \text{and} \quad x = \frac{-b}{2a} - \frac{b^2 - 4ac}{2a}$$

If the discriminant $D = b^2 - 4ac$ is negative, the two solutions are complex conjugates. For example, the solutions of the equation $x^2 - 4x + 5 = 0$ are

$$\frac{-(-4) \pm \sqrt{(-4)^2 - 4(1)(5)}}{2(1)} = \frac{4 \pm \sqrt{-4}}{2}$$

or $z = 2 + i$ and $\bar{z} = 2 - i$. Thus, if we know that $z = a + bi$ is one complex solution of a quadratic equation, we know that $\bar{z} = a - bi$ is the other solution.

We can now write a quadratic polynomial, with real coefficients, having any complex number as one of its zeros. The factored form of the quadratic polynomial with zeros z and \bar{z} is

$$p(x) = (x - z)(x - \bar{z})$$

Expanding the right side, we find

$$p(x) = x^2 - (z + \bar{z})x + z\bar{z}$$

Because $(z + \bar{z})$ and $z\bar{z}$ are both real numbers, this polynomial has real-valued coefficients.

Complex Zeros of a Quadratic Polynomial.

If $z = a + bi$, $b \neq 0$, is a complex zero of a quadratic polynomial $p(x)$ with real coefficients and lead coefficient 1, then $\bar{z} = a - bi$ is the other zero, and

$$p(x) = (x - z)(x - \bar{z}) = x^2 - (z + \bar{z})x + z\bar{z}$$

Example 10.56

- a Let $z = 7 - 5i$. Compute $(z + \bar{z})$ and $z\bar{z}$.
- b Find a quadratic polynomial with one zero being $z = 7 - 5i$.

Solution.

a The conjugate of $z = 7 - 5i$ is $\bar{z} = 7 + 5i$, so

$$(z + \bar{z}) = (7 - 5i) + (7 + 5i) = 14$$

and

$$\begin{aligned} z\bar{z} &= (7 - 5i)(7 + 5i) \\ &= 49 - 25i^2 = 49 + 25 = 74 \end{aligned}$$

b The polynomial is

$$\begin{aligned} p(x) &= x^2 + (z + \bar{z})x + z\bar{z} \\ &= x^2 - 14x + 74 \end{aligned}$$

□

Checkpoint 10.57

a Let $z = -3 + 4i$. Compute $(z + \bar{z})$ and $z\bar{z}$.

b Find a quadratic polynomial with one zero being $z = -3 + 4i$.

Answer.

a $z + \bar{z} = -6, \quad z\bar{z} = 25$

b $x^2 + 6x + 25 = 0$

One of the most important results in mathematics is the **fundamental theorem of algebra**, which says that if we allow complex numbers as inputs, then every polynomial $p(x)$ of degree $n \geq 1$ has exactly n complex number zeros.

Fundamental Theorem of Algebra.

Let $p(x)$ be a polynomial of degree $n \geq 1$. Then $p(x)$ has exactly n complex zeros, counting multiplicities.

Note 10.58 A polynomial has a zero "of multiplicity k " at $x = a$ if $(x - a)$ occurs k times as a factor of the polynomial. For example, the polynomial $p(x) = (x - 5)^2$ has a zero of multiplicity 2 at $x = 5$.

As a result, every polynomial of degree can be factored as the product of linear terms.

For example, although the graph of $y = x^4 + 4$ shown at right has no x -intercepts, the fundamental theorem tells us that there are four complex solutions to $x^4 + 4 = 0$, and that $x^4 + 4$ can be factored. You can check that the four solutions to $x^4 + 4 = 0$ are

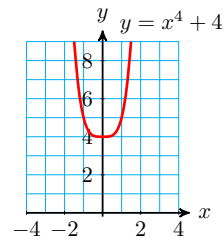
$$1 + i, \quad -1 + i, \quad -1 - i, \quad \text{and} \quad 1 - i$$

For example, if $x = 1 + i$, then

$$x^2 = (1 + i)^2 = 1 + 2i + i^2 = 2i$$

and

$$x^4 = (x^2)^2 = (2i)^2 = -4$$



Because each zero corresponds to a factor of the polynomial, the factored form of $x^4 + 4$ is

$$x^4 + 4 = [x - (1 + i)][x - (-1 + i)] [x - (-1 - i)] [x - (1 - i)]$$

The four solutions to $x^4 + 4 = 0$ form two complex conjugate pairs, namely $1 \pm i$ and $-1 \pm i$. We see again that, for every polynomial with real coefficients, the nonreal zeros always occur in complex conjugate pairs.

Example 10.59 Find a fourth degree polynomial with real coefficients, two of whose zeros are $3i$ and $2 + i$.

Solution. The other two zeros are $-3i$ and $2 - i$. The factored form of the polynomial is

$$(x - 3i)(x + 3i)[x - (2 + i)][x - (2 - i)]$$

We multiply together the factors to find the polynomial. The product of $(x - 3i)(x + 3i)$ is $x^2 + 9$, and

$$\begin{aligned} [x - (2 + i)][x - (2 - i)] &= x^2 - (2 + i + 2 - i)x + (2 + i)(2 - i) \\ &= x^2 - 4x + 5 \end{aligned}$$

Finally, we multiply these two partial products to find the polynomial we seek,

$$(x^2 + 9)(x^2 - 4x + 5) = x^4 - 4x^3 + 14x^2 - 36x + 45$$

□

Checkpoint 10.60

- Find the zeros of the polynomial $x^4 + 15x^2 - 16$.
- Write the polynomial in factored form.

Answer.

- $\pm 1, \pm 4i$
- $(x - 1)(x + 1)(x - 4i)(x + 4i)$

Review the following skills you will need for this section.

Algebra Refresher 10.3

Solve.

- | | | |
|---------------|--------------------|----------------------|
| 1 $3x^2 = 6x$ | 3 $x^2 + 4x = 12$ | 5 $3x^2 - 8 = 10x$ |
| 2 $16x^2 = 9$ | 4 $2(x - 3)^2 = 8$ | 6 $x^2 - 3x + 1 = 0$ |

Algebra Refresher Answers

- | | | |
|---------------------|---------|------------------------------|
| 1 0, 2 | 3 -6, 2 | 5 $\frac{-2}{3}, 4$ |
| 2 $\frac{\pm 3}{4}$ | 4 1, 5 | 6 $\frac{3 \pm \sqrt{5}}{2}$ |

Section 10.3 Summary

Vocabulary

- Imaginary unit
- Imaginary number
- Complex number
- Complex conjugate
- Real part
- Imaginary part
- Complex plane
- Real axis
- Imaginary axis
- Modulus

Concepts

1

Imaginary Unit.We define the imaginary unit, i , by

$$i^2 = -1 \quad \text{or} \quad i = \sqrt{-1}$$

- 2 The square root of a negative number is an imaginary number: if $a > 0$, $\sqrt{-a} = i\sqrt{a}$
- 3 A complex number z is the sum of a real number and an imaginary number, $z = a + bi$.
- 4 We can perform the four arithmetic operations on complex numbers.

Operations on Complex Numbers.

$$z_1 + z_2 = (a + bi) + (c + di) = (a + c) + (b + d)i$$

$$z_1 - z_2 = (a + bi) - (c + di) = (a - c) + (b - d)i$$

$$z_1 z_2 = (a + bi)(c + di) = (ac - bd) + (ad + bc)i$$

$$\frac{z_1}{z_2} = \frac{a + bi}{c + di} = \frac{a + bi}{c + di} \cdot \frac{c - di}{c - di} = \frac{ac + bd}{c^2 + d^2} + \frac{bc - ad}{c^2 + d^2}i$$

- 5 The product of a nonzero complex number and its conjugate is always a positive real number.

$$z\bar{z} = (a + bi)(a - bi) = a^2 - b^2i^2 = a^2 - b^2(-1) = a^2 + b^2.$$

- 6 We can graph complex numbers in the complex plane.
- 7 We can visualize the sum of two complex numbers by vector addition in the complex plane.

8

Fundamental Theorem of Algebra.Let $p(x)$ be a polynomial of degree $n \geq 1$. Then $p(x)$ has exactly n complex zeros.

- 9 The nonreal zeros of a polynomial with real coefficients always occur in conjugate pairs.

Study Questions

- 1 What are imaginary numbers, and why were they invented?
- 2 Simplify the following powers of i :

$$i^2, i^3, i^4, i^5, i^6, i^7, i^8$$

What do you notice?

- 3 Explain how the complex conjugate is used in dividing complex numbers.
- 4 If one solution of a quadratic equation is $3 + i\sqrt{2}$, what is the other solution?
- 5 If $P(x)$ is a polynomial of degree 7, how many zeros does $P(x)$ have? How many x -intercepts could its graph have? How many complex zeros could $P(x)$ have?

Skills

- 1 Write and simplify complex numbers #1–6
- 2 Perform arithmetic operations on complex numbers #7–34
- 3 Evaluate polynomials at complex numbers, expand polynomials #35–46
- 4 Graph complex numbers #47–58
- 5 Find a polynomial with given zeros #67–74

Homework 10-3

Exercise Group. For Problems 1–2, write the complex number in the form $a + bi$, where a and b are real numbers.

1.

$$\text{a } \sqrt{-25} - 4 \qquad \text{b } \frac{-8 + \sqrt{-4}}{2} \qquad \text{c } \frac{-5 - \sqrt{-2}}{6}$$

2.

$$\text{a } \sqrt{-9} + 3 \qquad \text{b } \frac{6 - \sqrt{-36}}{2} \qquad \text{c } \frac{7 + \sqrt{-3}}{4}$$

Exercise Group. For Problems 3–6, find the zeros of the quadratic polynomial. Write each zero in the form $a + bi$, where a and b are real numbers.

$$\begin{array}{ll} \text{3. } x^2 + 6x + 13 & \text{4. } x^2 - 2x + 10 \\ \text{5. } 3x^2 - x + 1 & \text{6. } 5x^2 + 2x + 2 \end{array}$$

Exercise Group. For Problems 7–10, add or subtract.

$$\begin{array}{ll} \text{7. } (11 - 4i) - (-2 - 8i) & \text{8. } (7i - 2) + (6 - 4i) \\ \text{9. } (2.1 + 5.6i) + (-1.8i - 2.9) & \text{10. } \left(\frac{1}{5}i - \frac{2}{5}\right) - \left(\frac{4}{5} - \frac{3}{5}i\right) \end{array}$$

Exercise Group. For Problems 11–20, multiply.

$$\begin{array}{ll} \text{11. } 5i(2 - 4i) & \text{12. } -7i(-1 + 4i) \\ \text{13. } (4 - i)(-6 + 7i) & \text{14. } (2 - 3i)(2 - 3i) \end{array}$$

15. $(7 + i\sqrt{3})^2$ 16. $(5 - i\sqrt{2})^2$
 17. $(7 + i\sqrt{3})(7 - i\sqrt{3})$ 18. $(5 - i\sqrt{2})(5 + i\sqrt{2})$
 19. $(1 - i)^3$ 20. $(2 + i)^3$

Exercise Group. For Problems 21–32, divide.

- | | | |
|---|---------------------------------------|---|
| 21. $\frac{12 + 3i}{-3i}$ | 22. $\frac{12 + 4i}{8i}$ | 23. $\frac{10 + 15i}{2 + i}$ |
| 24. $\frac{4 - 6i}{1 - i}$ | 25. $\frac{5i}{2 - 5i}$ | 26. $\frac{-2i}{7 + 2i}$ |
| 27. $\frac{\sqrt{3}}{\sqrt{3} + i}$ | 28. $\frac{2\sqrt{2}}{1 - i\sqrt{2}}$ | 29. $\frac{1 + i\sqrt{5}}{1 - i\sqrt{5}}$ |
| 30. $\frac{\sqrt{2} - i}{\sqrt{2} + i}$ | 31. $\frac{3 + 2i}{2 - 3i}$ | 32. $\frac{4 - 6i}{-3 - 2i}$ |

33. Simplify.

- a i^6 b i^{12} c i^{15} d i^{102}

34. Express with a positive exponent and simplify.

- a i^{-1} b i^{-2} c i^{-3} d i^{-6}

Exercise Group. For Problems 35–40, evaluate the polynomial for the given values of the variable.

- | | | |
|----------------|---------------------|--------------------|
| 35. $z^2 + 9$ | 36. $2y^2 - y - 2$ | 37. $x^2 - 2x + 2$ |
| a $z = 3i$ | a $y = 2 - i$ | a $x = 1 - i$ |
| b $z = -3i$ | b $y = -2 - i$ | b $x = 1 + i$ |
| 38. $3w^2 + 5$ | 39. $q^2 + 4q + 13$ | 40. $v^2 + 2v + 3$ |
| a $w = 2i$ | a $q = -2 + 3i$ | a $v = 1 + i$ |
| b $w = -2i$ | b $q = -2 - 3i$ | b $v = -1 + i$ |

Exercise Group. For Problems 41–46, expand the product of polynomials.

- | | |
|----------------------------------|------------------------------------|
| 41. $(2z + 7i)(2z - 7i)$ | 42. $(5w + 3i)(5w - 3i)$ |
| 43. $[x + (3 + i)][x + (3 - i)]$ | 44. $[s - (1 + 2i)][s - (1 - 2i)]$ |
| 45. $[v - (4 + i)][v - (4 - i)]$ | 46. $[Z + (2 + i)][Z + (2 - i)]$ |

Exercise Group. For Problems 47–50, plot the number and its complex conjugate in the complex plane. What is the geometric relationship between complex conjugates?

- | | |
|---|---|
| 47. $z = -3 + 2i$ | 48. $z = 4 - 3i$ |
| 49. $z = \frac{\sqrt{3}}{2} - \frac{1}{2}i$ | 50. $z = -\frac{\sqrt{2}}{2} - \frac{\sqrt{2}}{2}i$ |

Exercise Group. For Problems 51–54, sketch the set of points in the complex plane.

51. $|z| \leq 2$
 52. $1 < |z| < 3$
 53. The set of all $z = a + bi$ for which $a \geq b$

54. The set of all $z = a + bi$ for which $a + b < 2$

Exercise Group. For Problems 55–58, illustrate addition using the parallelogram rule in the complex plane.

55. $(1 - 4i) + (-3 + 2i)$

56. $(-4 + 2i) + (-2 + i)$

57. $(2 + 6i) - (3 + 3i)$

58. $(-5 - 2i) - (-3 + 2)$

59. Prove that the product of two complex numbers $z_1 = a + bi$ and $z_2 = c + di$ is

$$z_1 z_2 = (a + bi)(c + di) = (ac - bd) + (ad + bc)i$$

60. Prove that the quotient of two complex numbers $z_1 = a + bi$ and $z_2 = c + di$ is

$$\frac{z_1}{z_2} = \frac{a + bi}{c + di} = \frac{a + bi}{c + di} \cdot \frac{c - di}{c - di} = \frac{ac + bd}{c^2 + d^2} + \frac{bc - ad}{c^2 + d^2}i$$

61. Prove the commutative laws for addition and multiplication of complex numbers:

$$z_1 + z_2 = z_2 + z_1$$

$$z_1 z_2 = z_2 z_1$$

62. Prove the distributive law for complex numbers:

$$z_1(z_2 + z_3) = z_1 z_2 + z_1 z_3$$

63.

a Show that $z + \bar{z}$ is a real number, and $z - \bar{z}$ is an imaginary number.

b Show that $z\bar{z} = |z|^2$

64. Show that $\overline{z\bar{w}} = \bar{z} \cdot \bar{w}$

65. Suppose t , w and z are complex numbers. If $w = t + z$, is it necessarily true that $|w| = |t| + |z|$? Provide examples to support your conclusion.

66. Prove the triangle inequality for complex numbers:

$$|w + z| \leq |w| + |z|$$

Exercise Group. In Problems 67–70,

a Given one solution of a quadratic equation with rational coefficients, find the other solution.

b Write a quadratic equation that has those solutions.

67. $2 + \sqrt{5}$

68. $3 - \sqrt{2}$

69. $4 - 3i$

70. $5 + i$

Exercise Group. For Problems 71–74, find a fourth degree polynomial with real coefficients that has the given complex numbers as two of its zeros.

71. $1 - 3i$, $2 - i$

72. $5 - 4i$, $-i$

73. $\frac{1}{2} - \frac{\sqrt{3}}{2}i$, $3 + 2i$

74. $-\frac{\sqrt{2}}{2} + \frac{\sqrt{2}}{2}i$, $4 - i$

10.4 Polar Form for Complex Numbers

Introduction

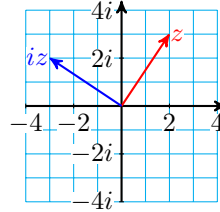
In Section 10.3 we represented the sum of two complex numbers graphically as a vector addition. Is there a way to visualize the product or quotient of two

complex numbers? One way to explore a new idea is to consider a simple case. What happens to the vector representing a complex number when we multiply the number by i ?

Example 10.61 Represent $z = 2 + 3i$ and $iz = 2i - 3$ as vectors in the complex plane.

Solution.

The vectors are shown at right. We see that multiplication by i corresponds to rotating the vector around the origin by 90° in the counter-clockwise direction.



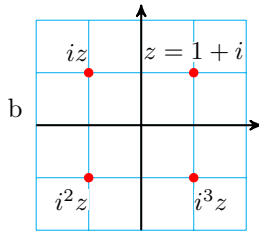
□

Checkpoint 10.62

- a Let $z = 1 + i$, and calculate iz , i^2z , and i^3z .
- b Plot z , iz , i^2z , and i^3z as points on the complex plane.

Answer.

a $iz = i - 1$, $i^2z = -1 - i$, $i^3z = -i + 1$



The previous example suggests that multiplication by a complex number results in a rotation. Polar coordinates are well suited to processes that involve rotation, because they use angles to specify location. Thus, we will next represent complex numbers in an alternate polar form.

Polar Form

The figure below shows the complex number $z = 3 + 3i$, represented as a vector in the complex plane. The distance r from the origin to z is

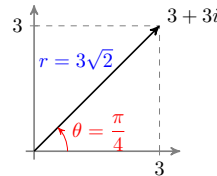
$$r = \sqrt{3^2 + 3^2} = 3\sqrt{2}$$

and the angle from the real axis to the vector is $\theta = \frac{\pi}{4}$.

Using right triangle trigonometry, we see that

$$a = 3\sqrt{2} \cos\left(\frac{\pi}{4}\right) = 3\sqrt{2} \cdot \frac{1}{\sqrt{2}} = 3$$

$$b = 3\sqrt{2} \sin\left(\frac{\pi}{4}\right) = 3\sqrt{2} \cdot \frac{1}{\sqrt{2}} = 3$$



In general, we can write the real and imaginary parts of z in terms of r and θ as

$$a = r \cos(\theta) \quad \text{and} \quad b = r \sin(\theta)$$

Thus, the complex number $z = a + bi$ can also be written as

$$z = (r \cos(\theta)) + (r \sin(\theta))i \quad \text{or} \quad z = r(\cos(\theta) + i \sin(\theta)).$$

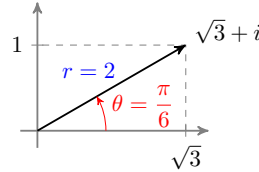
Example 10.63 Find the polar form for $z = \sqrt{3} + i$.

Solution. We compute

$$r = \sqrt{a^2 + b^2} = \sqrt{3 + 1} = 2 \quad \text{and} \quad \tan(\theta) = \frac{1}{\sqrt{3}}$$

The angle θ is in the first quadrant, so

$$\theta = \tan^{-1}\left(\frac{1}{\sqrt{3}}\right) = \frac{\pi}{6}$$



$$\text{Thus, } z = 2 \left(\cos\left(\frac{\pi}{6}\right) + i \sin\left(\frac{\pi}{6}\right) \right) \quad \square$$

Polar Form for a Complex Number.

The complex number $z = a + bi$ can be written in the polar form

$$z = r (\cos(\theta) + i \sin(\theta))$$

where $r = \sqrt{a^2 + b^2}$ and θ is defined by

$$a = r \cos(\theta), \quad b = r \sin(\theta), \quad 0 \leq \theta \leq 2\pi$$

The angle θ is called the **argument** of the complex number, and r is its length, or **modulus**.

Checkpoint 10.64 Find the polar form for $w = 1 + i\sqrt{3}$.

Answer. $w = 2 \left(\cos \frac{\pi}{3} + i \sin \frac{\pi}{3} \right)$

Of course, we can always recover the Cartesian form of a complex number from its polar form by evaluating the trigonometric functions. We'll check the result of the previous example:

$$\begin{aligned} z &= 2 \left(\cos\left(\frac{\pi}{6}\right) + i \sin\left(\frac{\pi}{6}\right) \right) \\ &= 2 \left(\frac{\sqrt{3}}{2} + i \cdot \frac{1}{2} \right) = \sqrt{3} + i \end{aligned}$$

Products and Quotients in Polar Form

The polar form is especially convenient for computing the product or quotient of two complex numbers.

Product in Polar Form.

If $z_1 = r(\cos(\alpha) + i \sin(\alpha))$ and $z_2 = R(\cos(\beta) + i \sin(\beta))$, then

$$z_1 z_2 = rR((\cos(\alpha + \beta) + i \sin(\alpha + \beta)))$$

This formula, which you will prove in the Homework Problems, says that the product of two complex numbers in polar form is the complex number with modulus rR and argument $\alpha + \beta$. Thus, to find the product of two complex numbers, we multiply their lengths and add their arguments.

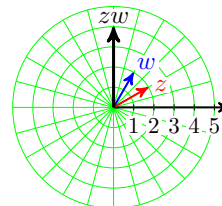
Example 10.65 Find the product of $z = 2 \left(\cos \left(\frac{\pi}{6} \right) + i \sin \left(\frac{\pi}{6} \right) \right)$ and $w = 2 \left(\cos \left(\frac{\pi}{3} \right) + i \sin \left(\frac{\pi}{3} \right) \right)$.

Solution. We multiply the moduli, $2 \cdot 2 = 4$, and add the arguments, $\frac{\pi}{6} + \frac{\pi}{3} = \frac{\pi}{2}$. The polar form of the product is thus

$$zw = 4 \left(\cos \left(\frac{\pi}{2} \right) + i \sin \left(\frac{\pi}{2} \right) \right) = 4i$$

Note that z and w are the numbers from the previous Example and Exercise, namely $z = \sqrt{3} + i$ and $w = 1 + i\sqrt{3}$. You can compute the product zw in Cartesian form to check that you get the same result, $4i$.

The figure at right shows the graphs of z and w , and their product, zw . You can see that multiplying z by w rotates the graph of z by the argument of w , namely $\frac{\pi}{3}$ or 60° .



□

Checkpoint 10.66

- Find the polar forms of $z = 3 + 3i$ and $w = -2 + 2i$.
- Compute the product zw .

Answer.

$$\text{a } z = 3\sqrt{2} \left(\cos \left(\frac{\pi}{4} \right) + i \sin \left(\frac{\pi}{4} \right) \right), \quad w = 2\sqrt{2} \left(\cos \left(\frac{5\pi}{4} \right) + i \sin \left(\frac{5\pi}{4} \right) \right)$$

$$\text{b } -12i$$

The quotient of two complex numbers in polar form is computed in a similar fashion.

Quotient in Polar Form.

If $z_1 = r(\cos(\alpha) + i \sin(\alpha))$ and $z_2 = R(\cos(\beta) + i \sin(\beta))$, then

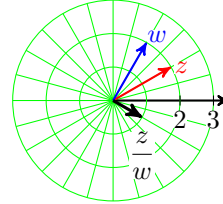
$$\frac{z_1}{z_2} = \frac{r}{R}(\cos(\alpha - \beta) + i \sin(\alpha - \beta))$$

Example 10.67 Find the quotient of $z = 2 \left(\cos \left(\frac{\pi}{6} \right) + i \sin \left(\frac{\pi}{6} \right) \right)$ and $w = 2 \left(\cos \left(\frac{\pi}{3} \right) + i \sin \left(\frac{\pi}{3} \right) \right)$.

Solution. We divide the moduli, $\frac{2}{2} = 1$, and subtract the arguments, $\frac{\pi}{6} - \frac{\pi}{3} = \frac{-\pi}{6}$.

The polar form of the quotient is thus

$$\frac{z}{w} = 1 \left(\cos \left(\frac{-\pi}{6} \right) + i \sin \left(\frac{-\pi}{6} \right) \right) = \frac{\sqrt{3}}{2} - \frac{1}{2}i$$



The figure at right shows the graphs of z , w , and the quotient $\frac{z}{w}$.

□

Checkpoint 10.68 Compute the quotient $\frac{z}{w}$ for $z = 3 + 3i$ and $w = -2 + 2i$.

Answer. $-\frac{3}{2}$

Powers and Roots of Complex Numbers

Because raising to a power is just repeated multiplication, we can also use the polar form to simplify powers of a complex number. For example, if $z = r(\cos(\alpha) + i \sin(\alpha))$, then

$$z^2 = z \cdot z = r \cdot r(\cos(\alpha + \alpha) + i \sin(\alpha + \alpha))$$

We compute z^2 by squaring the modulus, r , and doubling the argument, α , so the polar form is

$$z^2 = r^2(\cos(2\alpha) + i \sin(2\alpha))$$

An analogous result holds for all positive integers n , and is known as De Moivre's Theorem.

De Moivre's Theorem.

If $z = r(\cos(\alpha) + i \sin(\alpha))$ is a complex number in polar form, and n is a positive integer, then

$$z^n = r^n(\cos(n\alpha) + i \sin(n\alpha))$$

Example 10.69 Raise $z = \sqrt{3} + i$ to the fourth power.

Solution. We use the polar form, $z = 2 \left(\cos \left(\frac{\pi}{6} \right) + i \sin \left(\frac{\pi}{6} \right) \right)$, and apply De Moivre's theorem. Then

$$\begin{aligned} z^4 &= 2^4 \left(\cos \left(4 \cdot \frac{\pi}{6} \right) + i \sin \left(4 \cdot \frac{\pi}{6} \right) \right) \\ &= 16 \left(\cos \left(\frac{2\pi}{3} \right) + i \sin \left(\frac{2\pi}{3} \right) \right) \end{aligned}$$

The Cartesian form of z^4 is thus $16 \left(\frac{-1}{2} + i \frac{\sqrt{3}}{2} \right)$, or $-8 + 8i\sqrt{3}$. You can check that you get this same result if you compute $(\sqrt{3} + i)^4$ by expanding the power. \square

Checkpoint 10.70 Compute w^3 , for $w = -\sqrt{2} + \sqrt{2}i$.

Answer. $4\sqrt{2} + 4\sqrt{2}i$

DeMoivre's Theorem also works for fractional values of n , so we can compute roots of complex numbers. For example, by applying the theorem with $n = \frac{1}{2}$, we see that one of the square roots of $z = r(\cos(\alpha) + i \sin(\alpha))$ is

$$z^{1/2} = r^{1/2} \left(\cos \left(\frac{\alpha}{2} \right) + i \sin \left(\frac{\alpha}{2} \right) \right)$$

Now, every number, whether real or complex, has two square roots. To find the other root, remember that we can add a multiple of 2π to the argument of z , that is, we can also write the polar form of z as

$$z = r(\cos(\alpha + 2\pi) + i \sin(\alpha + 2\pi))$$

The second square root of z is thus

$$r^{1/2} \left(\cos \left(\frac{\alpha}{2} + \pi \right) + i \sin \left(\frac{\alpha}{2} + \pi \right) \right)$$

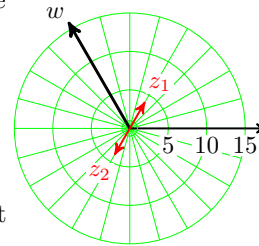
As an example consider $w = -8 + 8i\sqrt{3}$, whose polar form is $16 \left(\cos \left(\frac{2\pi}{3} \right) + i \sin \left(\frac{2\pi}{3} \right) \right)$, or by adding 2π to the argument, $16 \left(\cos \left(\frac{8\pi}{3} \right) + i \sin \left(\frac{8\pi}{3} \right) \right)$. The two square roots of w are

$$z_1 = 16^{1/2} \left(\cos \left(\frac{\pi}{3} \right) + i \sin \left(\frac{\pi}{3} \right) \right) = 4 \left(\frac{1}{2} + i \frac{\sqrt{3}}{2} \right) = 2 + 2i\sqrt{3}$$

$$z_2 = 16^{1/2} \left(\cos \left(\frac{4\pi}{3} \right) + i \sin \left(\frac{4\pi}{3} \right) \right) = 4 \left(\frac{-1}{2} + i \frac{-\sqrt{3}}{2} \right) = -2 - 2i\sqrt{3}$$

You can verify that both of these numbers are square roots of $w = -8 + 8i\sqrt{3}$, for instance,

$$\begin{aligned} (2 + 2i\sqrt{3})^2 &= 4 + 2(2)(2i\sqrt{3}) + 12i^2 \\ &= -8 + 8i\sqrt{3} \end{aligned}$$



The graphs of w and its two square roots are shown at right.

It is not hard to show that every number has three complex cube roots, four complex fourth roots, and so on.

Example 10.71 Find three complex cube roots of 8.

Solution. One polar form of $z = 8$ is

$$z = 8(\cos 0 + i \sin 0)$$

so one of its cube roots is

$$z_1 = 8^{1/3} \left(\cos \left(\frac{0}{3} \right) + i \sin \left(\frac{0}{3} \right) \right) = 2(\cos 0 + i \sin 0) = 2$$

But by adding multiples of 2π to the argument, we can also write the polar form of as

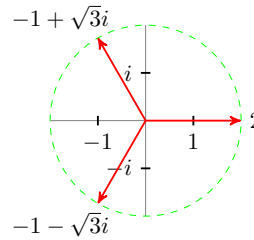
$$z = 8(\cos 2\pi + i \sin 2\pi) \quad \text{and} \quad z = 8(\cos 4\pi + i \sin 4\pi)$$

Applying De Moivre's theorem to each of these expressions gives us two more cube roots

$$z_2 = 2 \left(\cos \left(\frac{2\pi}{3} \right) + i \sin \left(\frac{2\pi}{3} \right) \right) = -1 + i\sqrt{3}$$

$$z_3 = 2 \left(\cos \left(\frac{4\pi}{3} \right) + i \sin \left(\frac{4\pi}{3} \right) \right) = -1 - i\sqrt{3}$$

The three roots are shown at right. Note that they are evenly spaced around a circle of radius 2. You can check that adding further multiples of 2π to the argument does not generate any new cube roots.



□

Roots of a Complex Number.

A complex number $z = r(\cos \alpha + i \sin \alpha)$ in polar form has n complex n th roots, given by

$$z_k = r^{1/n} \left(\cos \left(\frac{\alpha + 2\pi k}{n} \right) + i \sin \left(\frac{\alpha + 2\pi k}{n} \right) \right)$$

for $k = 0, 1, 2, \dots, n - 1$.

Checkpoint 10.72

- a Write i in polar form.
- b Find four complex fourth roots of i .

Answer.

a $\cos \left(\frac{\pi}{2} \right) + i \sin \left(\frac{\pi}{2} \right)$

b $\cos \left(\frac{\pi}{8} \right) + i \sin \left(\frac{\pi}{8} \right), \cos \left(\frac{5\pi}{8} \right) + i \sin \left(\frac{5\pi}{8} \right), \cos \left(\frac{9\pi}{8} \right) + i \sin \left(\frac{9\pi}{8} \right),$
 $\cos \left(\frac{13\pi}{8} \right) + i \sin \left(\frac{13\pi}{8} \right)$

Review the following skills you will need for this section.

Algebra Refresher 10.4

Write with fractional exponents.

1 $\sqrt[3]{a}$

4 $\sqrt[3]{z^5}$

7 $z^3 \sqrt[5]{w^4}$

2 $\frac{1}{\sqrt[4]{n}}$

5 $\frac{1}{\sqrt{x+2}}$

3 $\sqrt[4]{t^3}$

6 $\sqrt[3]{(w-1)^2}$

8 $\frac{a^2}{\sqrt[4]{b^3}}$

Algebra Refresher Answers

1 $a^{1/3}$

4 $z^{5/3}$

7 $z^3 w^{4/5}$

2 $n^{-1/4}$

5 $(x+2)^{-1/2}$

3 $t^{3/4}$

6 $(w-1)^{2/3}$

8 $a^2 b^{-3/4}$

Section 10.4 Summary**Vocabulary**

- Argument
- Modulus

Concepts

- 1 Multiplying a complex number by i rotates its graph by 90° around the origin.

2

Polar Form for a Complex Number.

The complex number $z = a + bi$ can be written in the polar form

$$z = r(\cos(\theta) + i \sin(\theta))$$

where

$$r = \sqrt{a^2 + b^2}$$

and θ is defined by

$$a = r \cos(\theta), \quad b = r \sin(\theta), \quad 0 \leq \theta \leq 2\pi$$

The angle θ is called the **argument** of the complex number, and r is its length, or **modulus**.

3

Product and Quotient in Polar Form.

If $z_1 = r(\cos(\alpha) + i \sin(\alpha))$ and $z_2 = R(\cos(\beta) + i \sin(\beta))$, then

$$z_1 z_2 = rR(\cos(\alpha + \beta) + i \sin(\alpha + \beta))$$

and

$$\frac{z_1}{z_2} = \frac{r}{R}(\cos(\alpha - \beta) + i \sin(\alpha - \beta))$$

4

De Moivre's Theorem.

If $z = r(\cos(\alpha) + i \sin(\alpha))$ is a complex number in polar form, and n is a positive integer, then

$$z^n = r^n(\cos(n\alpha) + i \sin(n\alpha))$$

5

Roots of a Complex Number.

A complex number $z = r(\cos(\alpha) + i \sin(\alpha))$ in polar form has n complex n th roots, given by

$$z_k = r^{1/n} \left(\cos \left(\frac{\alpha + 2\pi k}{n} \right) + i \sin \left(\frac{\alpha + 2\pi k}{n} \right) \right)$$

for $k = 0, 1, 2, \dots, n - 1$.

Study Questions

- 1 What happens to the vector representing a complex number when we multiply the number by $-i$?
- 2 If $z = p + qi$, what do these expressions represent? $p^2 + q^2$, $p - qi$, $\frac{q}{p}$
- 3 If z_1 and z_2 lie on the unit circle, explain why $z_1 z_2$ and $\frac{z_1}{z_2}$ also lie on the unit circle.
- 4 Explain how you could use DeMoivre's theorem to compute $z^{2/3}$.

Skills

- 1 Convert from polar form to standard form #5-12
- 2 Write a complex number in polar form #13-22
- 3 Find the product or quotient of two complex numbers in polar form #25-32
- 4 Find a power of a complex number #33-42
- 5 Find the complex roots of a number #43-48, 51-52, 55-60

Homework 10-4

Exercise Group. For Problems 1-4, simplify and plot each complex number as a point on the complex plane.

1. $1, i, i^2, i^3$ and i^4
2. $-1, -i, -i^2, -i^3$ and $-i^4$
3. $1 + 2i$ and $i(1 + 2i)$
4. $3 - 4i$ and $i(3 - 4i)$

Exercise Group. For Problems 5-8, write the complex numbers in standard form. Give exact values for your answers.

5. $6 \left(\cos \left(\frac{2\pi}{3} \right) + i \sin \left(\frac{2\pi}{3} \right) \right)$
6. $4 \left(\cos \left(\frac{7\pi}{4} \right) + i \sin \left(\frac{7\pi}{4} \right) \right)$

$$7. \sqrt{2} \left(\cos \left(\frac{3\pi}{4} \right) + i \sin \left(\frac{3\pi}{4} \right) \right) \quad 8. \frac{3}{2} \left(\cos \left(\frac{5\pi}{6} \right) + i \sin \left(\frac{5\pi}{6} \right) \right)$$

Exercise Group. For Problems 9–12, write the complex numbers in standard form. Round your answers to hundredths.

$$\begin{array}{ll} 9. 5(\cos(5.2) + i \sin(5.2)) & 10. 3(\cos(3.5) + i \sin(3.5)) \\ 11. 12(\cos(115^\circ) + i \sin(115^\circ)) & 12. 20(\cos(250^\circ) + i \sin(250^\circ)) \end{array}$$

Exercise Group. For Problems 13–16, write the complex numbers in polar form. Give exact values for your answers.

$$\begin{array}{ll} 13. 3i \text{ and } -3i & 14. 2 + 2i \text{ and } 2 - 2i \\ 15. -3 - \sqrt{3}i \text{ and } 3 - \sqrt{3}i & 16. 2\sqrt{3} + 2i \text{ and } -2\sqrt{3} + 2i \end{array}$$

Exercise Group. For Problems 17–22, write the complex numbers in polar form. Round your answers to hundredths.

$$\begin{array}{l} 17. -4 + 2i \text{ and } 4 - 2i \\ 18. -3 - 8i \text{ and } 3 + 8i \\ 19. 9 - 5i \text{ and } 9 + 5i \\ 20. 2 + 6i \text{ and } 2 - 6i \\ 21. 3 + 4i, 3 - 4i, -3 + 4i, \text{ and } -3 - 4i \\ 22. 1 + 3i, 1 - 3i, -1 + 3i, \text{ and } -1 - 3i \end{array}$$

23. What can you conclude about the polar forms of z and \bar{z} ?

24. What can you conclude about the polar forms of z and $-z$?

Exercise Group. For Problems 25–28, find the product $z_1 z_2$ and the quotient $\frac{z_1}{z_2}$.

$$\begin{array}{ll} 25. \begin{array}{l} z_1 = \\ 4 \left(\cos \left(\frac{4\pi}{3} \right) + i \sin \left(\frac{4\pi}{3} \right) \right) \\ z_2 = \\ \frac{1}{2} \left(\cos \left(\frac{5\pi}{6} \right) + i \sin \left(\frac{5\pi}{6} \right) \right) \end{array} & 26. \begin{array}{l} z_1 = \\ 6 \left(\cos \left(\frac{5\pi}{8} \right) + i \sin \left(\frac{5\pi}{8} \right) \right) \\ z_2 = \\ \frac{3}{2} \left(\cos \left(\frac{\pi}{8} \right) + i \sin \left(\frac{\pi}{8} \right) \right) \end{array} \\ 27. \begin{array}{l} z_1 = \\ 3 \left(\cos \left(\frac{3\pi}{5} \right) + i \sin \left(\frac{3\pi}{5} \right) \right) \\ z_2 = \\ 2 \left(\cos \left(\frac{3\pi}{10} \right) + i \sin \left(\frac{3\pi}{10} \right) \right) \end{array} & 28. \begin{array}{l} z_1 = \\ 4 \left(\cos \left(\frac{5\pi}{12} \right) + i \sin \left(\frac{5\pi}{12} \right) \right) \\ z_2 = \\ 6 \left(\cos \left(\frac{3\pi}{4} \right) + i \sin \left(\frac{3\pi}{4} \right) \right) \end{array} \end{array}$$

Exercise Group. For Problems 29–32, convert the complex number to polar form, then find the product $z_1 z_2$ and the quotient $\frac{z_1}{z_2}$.

$$\begin{array}{ll} 29. z_1 = 2i, z_2 = 4i & 30. z_1 = -2i, z_2 = 3i \\ 31. z_1 = 2\sqrt{3} - 2i, z_2 = -1 + i & 32. z_1 = \sqrt{3} + i, z_2 = -1 + \sqrt{3} \end{array}$$

Exercise Group. For Problems 33–38, find the power.

$$33. (2 + 2i)^5 \quad 34. (\sqrt{2} - \sqrt{2}i)^6$$

35. $(-1 + \sqrt{3}i)^8$

36. $\left(\frac{1}{2} + \frac{\sqrt{3}}{2}i\right)^{12}$

37. $(\sqrt{3} - i)^{10}$

38. $(1 - i)^{20}$

Exercise Group. For Problems 39–42, use DeMoivre's theorem to find the reciprocal.

39. $2 - 2i$

40. $3 + \sqrt{3}i$

41. $-\sqrt{2} + \sqrt{6}i$

42. $-1 - i$

Exercise Group. For Problems 43–48,

a Find the roots and plot them in the complex plane.

b Write the roots in standard form.

43. The square roots of $9i$

44. The fourth roots of -81

45. The fifth roots of 32

46. The cube roots of i

47. The cube roots of $4\sqrt{3} + 4i$

48. The square roots of $-2 + 2\sqrt{3}i$

49. Show that any complex number of the form $z = \cos(\theta) + i \sin(\theta)$ lies on the unit circle in the complex plane.

50. Show that if $|z| = 1$, then $\frac{1}{z} = \bar{z}$.

51.

a Find three distinct cube roots of 1.

b Find four distinct fourth roots of 1.

c Find five distinct fifth roots of 1.

d Find six distinct sixth roots of 1.

52.

a Find the sum of the three distinct cube roots of 1. (Hint: Plot the roots.)

b Find the sum of the four distinct fourth roots of 1.

c Find the sum of the five distinct fifth roots of 1.

d Find the sum of the six distinct sixth roots of 1.

53. If n is a positive integer, define

$$\omega_k = \cos\left(\frac{2\pi k}{n}\right) + i \sin\left(\frac{2\pi k}{n}\right)$$

for $k = 0, 1, 2, \dots, n-1$. Show that $(\omega_k)^n = 1$. (We call ω_k an n^{th} root of unity.)

54. Let $\omega = \cos\left(\frac{2\pi}{n}\right) + i \sin\left(\frac{2\pi}{n}\right)$, where n is a positive integer. Show that the n distinct n^{th} roots of unity are $\omega, \omega^2, \omega^3, \dots, \omega^{n-1}$.

Exercise Group. For Problems 55–60, solve the equation.

55. $z^4 + 4z^2 + 8 = 0$

56. $z^6 + 4z^3 + 8 = 0$

57. $z^6 - 8 = 0$

58. $z^4 - 9i = 0$

59. $z^4 + 2z^2 + 4 = 0$

60. $z^4 - 2z^2 + 4 = 0$

61.

- a Let $z = \cos(\theta) + i \sin(\theta)$. Compute z^2 by expanding the product.
- b Use DeMoivre's theorem to compute z^2 .
- c Compare your answers to (a) and (b) to write identities for $\sin(2\theta)$ and $\cos(2\theta)$.

62.

- a Let $z = \cos(\theta) + i \sin(\theta)$. Compute z^3 by expanding the product.
- b Use DeMoivre's theorem to compute z^3 .
- c Compare your answers to (a) and (b) to write identities for $\sin(3\theta)$ and $\cos(3\theta)$.

Exercise Group. Problems 63 and 64 show that multiplication by i results in a rotation of 90° .

63. Suppose that $z = a + bi$ and that the real numbers a and b are both nonzero.

- a What is the slope of the segment in the complex plane joining the origin to z ?
- b What is the slope of the segment in the complex plane joining the origin to zi ?
- c What is the product of the slopes of the two segments from parts (a) and (b)? What can you conclude about the angle between the two segments?

64. Suppose that $z = a + bi$ and that a and b are both real numbers.

- a If $a \neq 0$ and $b = 0$, then what is the slope of the segment in the complex plane joining the origin to z ? What is the slope of the segment joining the origin to zi ?
- b If $a = 0$ and $b \neq 0$, then what is the slope of the segment in the complex plane joining the origin to z ? What is the slope of the segment joining the origin to zi ?
- c What can you conclude about the angle between the two segments from parts (a) and (b)?

65. Prove the product rule by following the steps.

- a Suppose $z_1 = a + bi$ and $z_2 = c + di$. Compute $z_1 z_2$.
- b Now suppose that $z_1 = r(\cos(\alpha) + i \sin(\alpha))$ and $z_2 = R(\cos(\beta) + i \sin(\beta))$. Write a , b , c and d in terms of r , R , α and β .
- c Substitute your expressions for a , b , c and d into your formula for $z_1 z_2$.
- d Use the laws of sines and cosines to simplify your answer to part (c).

66. Let $z_1 = r(\cos(\alpha) + i \sin(\alpha))$ and $z_2 = R(\cos(\beta) + i \sin(\beta))$. Prove the quotient rule as follows: Set $w = \frac{r}{R}(\cos(\alpha - \beta) + i \sin(\alpha - \beta))$, and show that $z_1 = w z_2$.

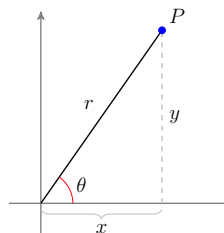
10.5 Chapter Summary and Review

Key Concepts

Polar Coordinates.

The **polar coordinates** of a point P in the plane are (r, θ) , where

- 1
 - $|r|$ is the **distance** from to the pole,
 - θ is the **angle** measured counterclockwise from the polar axis to the ray through P from the pole.



Non-Uniqueness of Polar Coordinates.

- 2
 - 1 Any point with polar coordinates (r, θ) also has coordinates $(r, \theta + 2k\pi)$, where k is an integer.
 - 2 The point (r, θ) can also be designated by $(-r, \theta + \pi)$.
 - 3 The pole has coordinates $(0, \theta)$, for any value of θ .

- 3 In the polar plane, the coordinate grid lines are circles centered at the pole, with equations $r = k$, and lines through the pole, with equations $\theta = k$.

Conversion Equations.

- 4
 - 1 To convert from polar coordinates (r, θ) to Cartesian:

$$x = r \cos(\theta)$$

$$y = r \sin(\theta)$$

- 2 To convert from Cartesian coordinates (x, y) to polar:

$$r = \sqrt{x^2 + y^2}$$

$$\tan(\theta) = \frac{y}{x}$$

where the choice of θ depends on the quadrant.

- 5 To convert an equation from Cartesian to polar coordinates, we replace each x with $r \cos(\theta)$ and each y with $r \sin(\theta)$. To convert an equation from polar to Cartesian coordinates, look for expressions of the form $r \cos(\theta)$, $r \sin(\theta)$, r^2 , or $\tan(\theta)$.
- 6 When graphing an equation in polar coordinates, we think of sweeping around the pole in the counterclockwise direction, and at each angle θ the r -value tells us how far the graph is from the pole.

- 7 Standard graphs in polar coordinates include circles and roses, cardioids and limaçons, lemniscates, and spirals.
- 8 To find the intersection points of the polar graphs $r = f(\theta)$ and $r = g(\theta)$ we solve the equation $f(\theta) = g(\theta)$. In addition, we should always check whether the pole is a point on both graphs.

9

Imaginary Unit.

We define the imaginary unit, i , by

$$i^2 = -1 \quad \text{or} \quad i = \sqrt{-1}$$

- 10 The square root of a negative number is an imaginary number: if $a > 0$, $\sqrt{-a} = i\sqrt{a}$
- 11 A complex number z is the sum of a real number and an imaginary number, $z = a + bi$.
- 12 We can perform the four arithmetic operations on complex numbers.

Operations on Complex Numbers.

$$z_1 + z_2 = (a + bi) + (c + di) = (a + c) + (b + d)i$$

$$z_1 - z_2 = (a + bi) - (c + di) = (a - c) + (b - d)i$$

$$z_1 z_2 = (a + bi)(c + di) = (ac - bd) + (ad + bc)i$$

$$\frac{z_1}{z_2} = \frac{a + bi}{c + di} = \frac{a + bi}{c + di} \cdot \frac{c - di}{c - di} = \frac{ac + bd}{c^2 + d^2} + \frac{bc - ad}{c^2 + d^2}i$$

- 13 The product of a nonzero complex number and its conjugate is always a positive real number.

$$z\bar{z} = (a + bi)(a - bi) = a^2 - b^2i^2 = a^2 - b^2(-1) = a^2 + b^2.$$

- 14 We can graph complex numbers in the complex plane.
- 15 We can visualize the sum of two complex numbers by vector addition in the complex plane.

16

Fundamental Theorem of Algebra.

Let $p(x)$ be a polynomial of degree $n \geq 1$. Then $p(x)$ has exactly n complex zeros.

- 17 The nonreal zeros of a polynomial with real coefficients always occur in conjugate pairs.
- 18 Multiplying a complex number by i rotates its graph by 90° around the origin.
- 19

Polar Form for a Complex Number.

The complex number $z = a + bi$ can be written in the polar form

$$z = r(\cos(\theta) + i \sin(\theta))$$

where

$$r = \sqrt{a^2 + b^2}$$

and θ is defined by

$$a = r \cos(\theta), \quad b = r \sin(\theta), \quad 0 \leq \theta \leq 2\pi$$

The angle θ is called the **argument** of the complex number, and r is its length, or **modulus**.

20

Product and Quotient in Polar Form.

If $z_1 = r(\cos \alpha + i \sin \alpha)$ and $z_2 = R(\cos \beta + i \sin \beta)$, then

$$z_1 z_2 = rR(\cos(\alpha + \beta) + i \sin(\alpha + \beta))$$

and

$$\frac{z_1}{z_2} = \frac{r}{R}(\cos(\alpha - \beta) + i \sin(\alpha - \beta))$$

21

De Moivre's Theorem.

If $z = r(\cos(\alpha) + i \sin(\alpha))$ is a complex number in polar form, and n is a positive integer, then

$$z^n = r^n(\cos(n\alpha) + i \sin(n\alpha))$$

22

Roots of a Complex Number.

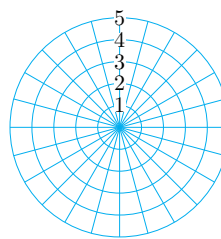
A complex number $z = r(\cos(\alpha) + i \sin(\alpha))$ in polar form has n complex n th roots, given by

$$z_k = r^{1/n} \left(\cos \left(\frac{\alpha + 2\pi k}{n} \right) + i \sin \left(\frac{\alpha + 2\pi k}{n} \right) \right)$$

for $k = 0, 1, 2, \dots, n - 1$.

Review Problems**Exercise Group.**

For Problems 1–4, use the grid at right to plot the points whose polar coordinates are given.



1. $\left(4, \frac{5\pi}{6}\right)$ 2. $\left(1, \frac{-5\pi}{3}\right)$ 3. $\left(-3, \frac{\pi}{2}\right)$ 4. $\left(2, \frac{7\pi}{4}\right)$

Exercise Group. For Problems 5–8, convert the polar coordinates to Cartesian coordinates.

5. $\left(1, \frac{5\pi}{4}\right)$ 6. $\left(0, \frac{\pi}{12}\right)$ 7. $(3.4, -1.5)$ 8. $(-5.6, -1.1)$

Exercise Group. For Problems 9–12, convert the Cartesian coordinates to polar coordinates with $r \geq 0$ and $0 \leq \theta \leq 2\pi$. Give exact values for r and θ .

9. $(-3, 3)$ 10. $(0, -2)$ 11. $(5, -2)$ 12. $(-15, -8)$

Exercise Group. For Problems 13–16, sketch the region described by the inequalities.

13. $r \geq 0, \frac{-\pi}{4} \leq \theta \leq \frac{\pi}{4}$ 14. $1 \leq r \leq 3, 0 \leq \theta \leq \pi$
 15. $0 \leq r \leq 2$ 16. $r \geq 4$

Exercise Group. For Problems 17–20, convert the equation into Cartesian coordinates.

17. $r = 1$ 18. $r = -3 \sec(\theta)$
 19. $r = \frac{6}{1 - 2 \cos(\theta)}$ 20. $3 \tan(\theta) = 6r \sin(\theta) - 1$

Exercise Group. For Problems 21–24, convert the equation into polar coordinates.

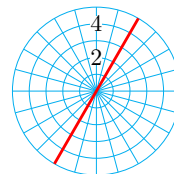
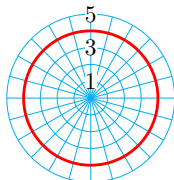
21. $x + y = 2$ 22. $\sqrt{x^2 + y^2} = 4y$
 23. $\frac{y}{x} = \sqrt{x^2 + y^2}$ 24. $y^2 = 2y = x - x^2$

Exercise Group. For Problems 25–28, use the catalog of polar graphs to help you identify and sketch the curve. Check your work by graphing with a calculator.

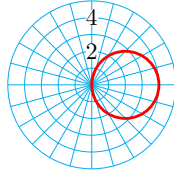
25. $r = 3$ 26. $\theta = \frac{3\pi}{4}$
 27. $r = 6 \cos(\theta)$ 28. $r^2 = 9 \sin(2\theta)$

Exercise Group. For Problems 29–32, write a polar equation for the graph.

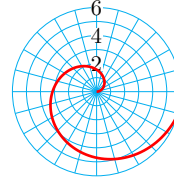
29. 30.



31.



32.



Exercise Group. For Problems 33–36, find the coordinates of the intersection points of the two curves analytically. Then graph the curves to verify your answers.

33. $r = 3 + 2 \sin(\theta)$, $r = 4$

34. $r = 3 \cos(\theta)$, $r = \sqrt{3} \sin(\theta)$

35. $r = 4 \sin(\theta)$, $r = -4 \cos(\theta)$

36. $r = 2 + 6 \sin(\theta)$, $r = 4 \sin(\theta)$

Exercise Group. For Problems 37–40, perform the indicated operations on the complex numbers.

37. $\frac{5 - 10i}{2 - i}$

38. $(4 - 7i)(1 + i)$

39. $5i(2 - i) - (7 + 6i)$

40. $-8 + 3i + \frac{9 - 4i}{i}$

Exercise Group. For Problems 41–44, evaluate the polynomial for the given values of the variable.

41. $z^2 + 4z + 6$

42. $z^2 - 6z + 12$

a $z = -2 + i$

a $z = 3 - 2i$

b $z = -2 - 1$

b $z = 3 + 2i$

43. $3w^2 - 18w + 31$

44. $2w^2 + 8w + 11$

a $w = 3 + 4i$

a $w = -2 - 5i$

b $w = 3 - 4i$

b $w = -2 + 5i$

45. Verify that $z_1 = 2 + i$ and $z_2 = 2 - i$ are roots of the equation $x^2 - 4x + 5 = 0$.
 46. Verify that $z_1 = -3 + 4i$ and $z_2 = -3 - 4i$ are roots of the equation $x^2 + 6x + 25 = 0$.

Exercise Group. For Problems 47–50, expand the product of polynomials.

47. $[z - (-2 + i)][z - (-2 - i)]$

48. $[w - (1 + 3i)][w - (1 - 3i)]$

49. $[s + (5 + 4i)][s + (5 - 4i)]$

50. $[x + (-6 + i)][x + (-6 - i)]$

Exercise Group. For Problems 51–52, sketch the set of points in the complex plane.

51. $z_1 = -3 + 2i$, $z_2 = -3 - 2i$, $z_3 = 3 + 2i$, $z_4 = 3 - 2i$

52. $w_1 = 4 - 6i$, $w_2 = 4 + 6i$, $w_3 = -4 - 6i$, $w_4 = -4 + 6i$

Exercise Group. For Problems 53–56,

- a Given one solution of a quadratic equation with rational coefficients, find the other solution.
 b Write a quadratic equation that has those solutions.

53. $-1 + 7i$ 54. $2 - 5i$ 55. $3 - \sqrt{2}i$ 56. $4 + \sqrt{3}i$

Exercise Group. For Problems 57–60, write the complex numbers in standard form. Give exact values for your answers.

57. $10 \left(\cos \left(\frac{-\pi}{6} \right) + i \sin \left(\frac{-\pi}{6} \right) \right)$ 58. $8 \left(\cos \left(\frac{5\pi}{4} \right) + i \sin \left(\frac{5\pi}{4} \right) \right)$

59. $5\sqrt{2} \left(\cos \left(\frac{\pi}{4} \right) + i \sin \left(\frac{\pi}{4} \right) \right)$ 60. $6\sqrt{3} \left(\cos \left(\frac{-\pi}{3} \right) + i \sin \left(\frac{-\pi}{3} \right) \right)$

Exercise Group. For Problems 61–66, write the complex numbers in polar form. Give exact values for your answers.

61. $3 - 3i$ 62. $-4 - 4i$ 63. -5
 64. $-7i$ 65. $-1 - \sqrt{3}i$ 66. $6 + 2\sqrt{3}i$

Exercise Group. For Problems 67–70, find the product $z_1 z_2$ and the quotient $\frac{z_1}{z_2}$.

67. $z_1 = 8 \left(\cos \left(\frac{\pi}{6} \right) + i \sin \left(\frac{\pi}{6} \right) \right)$ 68. $z_1 = 9 \left(\cos \left(\frac{-2\pi}{3} \right) + i \sin \left(\frac{-2\pi}{3} \right) \right)$
 $z_2 = 2 \left(\cos \left(\frac{5\pi}{6} \right) + i \sin \left(\frac{5\pi}{6} \right) \right)$ $z_2 = 3 \left(\cos \left(\frac{\pi}{3} \right) + i \sin \left(\frac{\pi}{3} \right) \right)$

69. $z_1 = 5 \left(\cos \left(\frac{-7\pi}{12} \right) + i \sin \left(\frac{-7\pi}{12} \right) \right)$ 70. $z_1 = 14 \left(\cos \left(\frac{3\pi}{2} \right) + i \sin \left(\frac{3\pi}{2} \right) \right)$
 $z_2 = \frac{1}{2} \left(\cos \left(\frac{\pi}{4} \right) + i \sin \left(\frac{\pi}{4} \right) \right)$ $z_2 = 2 \left(\cos \frac{\pi}{6} + i \sin \frac{\pi}{6} \right)$

Exercise Group. For Problems 71–74, find the power.

71. $\left(\frac{\sqrt{3}}{2} + \frac{1}{2}i \right)^{12}$ 72. $(1 - \sqrt{3}i)^6$
 73. $(-\sqrt{5} + \sqrt{5}i)^{-4}$ 74. $(-1 - i)^{-8}$

Exercise Group. For Problems 75–78,

a Find the roots and plot them in the complex plane.

b Write the roots in standard form.

75. The square roots of $-16i$ 76. The cube roots of -8
 77. The cube roots of $-27i$ 78. The square roots of $-2 + 2\sqrt{3}i$

Exercise Group. For Problems 79–82, solve the equation.

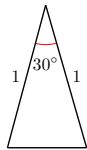
79. $z^6 + 27 = 0$ 80. $z^4 - 6z^2 + 12 = 0$
 81. $z^4 + 2z^2 + 4 = 0$ 82. $z^6 - 8 = 0$

Appendix A

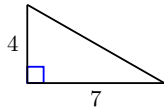
Answers to Selected Exercises and Homework Problems

1 · Triangles and Circles 1.1 · Angles and Triangles · Homework 1.1

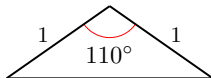
1.



3.



5.



7. $\theta = 108.8^\circ$

11. $\beta = 77^\circ$

15. $\theta = 65^\circ$

19. $\psi = 73^\circ$

21. $\phi = 88^\circ$

9. $\alpha = 29^\circ$

13. $\alpha = 12^\circ$

17. $\theta = 12^\circ$

23.

a $\phi = 120^\circ$

b $\phi = 160^\circ$

c $\phi = \alpha + \beta$

d An exterior angle is equal to the sum of the opposite interior angles.

25. $\theta = 72^\circ, \phi = 54^\circ$

27. $\theta = 100^\circ, \phi = 30^\circ$

29.

- a 180°
- b 90°
- c a right triangle

31.

- a They are base angles of an isosceles triangle.
- b They are base angles of an isosceles triangle.
- c $\angle OAB$ corresponds to θ of Problem 29, and $\angle OBC$ corresponds to ϕ of Problem 29.

33. $\alpha = 30^\circ, \beta = 60^\circ$

35. $x = 47^\circ, y = 133^\circ$

37. $x = 60^\circ, y = 15^\circ$

39. $x = 100^\circ, y = 16^\circ$

41. $x = 90^\circ, y = 55^\circ$

43. $x = 50^\circ, y = 80^\circ$

45.

- a $\angle 1 = \angle 4, \angle 3 = \angle 5$
- b 180°
- c In the equation $\angle 4 + \angle 2 + \angle 5 = 180^\circ$, substitute $\angle 1$ for $\angle 4$, and substitute $\angle 3$ for $\angle 5$ to conclude that the sum of the angles in the triangle is 180° .

47. $\angle 1 = 130^\circ$ because vertical angles are equal. $\angle 2 = 50^\circ$ because it makes a straight angle with a 130° angle. $\angle 3 = 65^\circ$ because it is a base angle of an isosceles triangle whose vertex angle is 50° . $\angle 4 = 65^\circ$ for the same reason. $\angle 5 = 25^\circ$ because it is complementary to $\angle 4$.

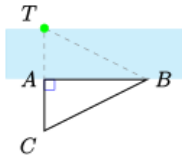
1.2 · Similar Triangles

• Homework 1.2

1. $\triangle PQT \cong \triangle SRT, x = 7, y = 3, \alpha = 18^\circ$

3. $\triangle PRE \cong \triangle URN, z = 12, \theta = 10^\circ, \phi = 70^\circ$

5.



$\triangle ABT \cong \triangle ABC$, so $AT = AC$

7. Similar. Corresponding sides are proportional.

9. Similar. Corresponding angles are equal.

11. $\angle A = 37^\circ, \angle B = 37^\circ$

13. $h = 12$

15. $p = 35$

17. $g = 84$

19. $h = 30$

21. 154 feet

23. 1 mile

25. 17.1 square feet

27. $y = \frac{12}{17}x$

29. $h = 7.5$

31. $c = 15$

33. $s = 6$

35. $y = \frac{3}{5}x$

37. $y = 5 + \frac{3}{4}x$

39.

a $\angle B = 70^\circ$, $\angle CAD = 70^\circ$, $\angle DAB = 20^\circ$

b $\triangle DBA$ and $\triangle DAC$. The hypotenuse is BC in $\triangle ABC$, BA in $\triangle DBA$, and AC in $\triangle DAC$. The short leg is AB in $\triangle ABC$, DB in $\triangle DBA$, and DA in $\triangle DAC$. The longer leg is AC in $\triangle ABC$, DA in $\triangle DBA$, and DC in $\triangle DAC$.

1.3 · Circles · Homework 1.3

1. 13 miles

3. 10, 10.00

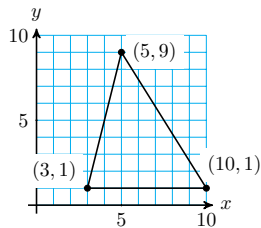
5. $4\sqrt{5} \approx 8.94$

7. 5

9. $2\sqrt{5}$

11. 5

13.



24.7

15.

a $\sqrt{(x+3)^2 + (y-4)^2}$

b $\sqrt{(x+3)^2 + (y-4)^2} = 5$

17. The distance between the points (x, y) and $(4, -1)$ is 3 units.

19.

a $6\sqrt{2}$ cm

b 8.49 cm

21.

a 25π sq in

b 78.54 sq in

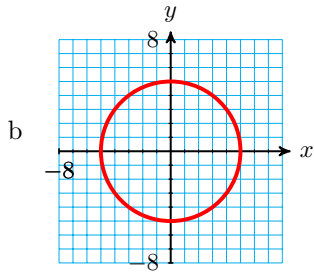
23.

- a approximation
- b approximation
- c approximation
- d exact

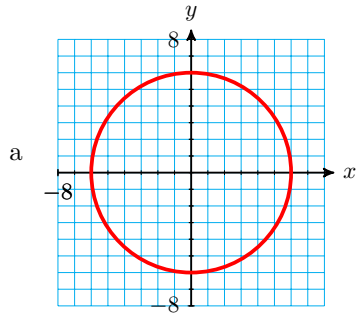
25.

a

| | | | | | | | | | | | |
|-----|----|---------|---------|----------------|-----------------|---------|-----------------|----------------|---------|---------|---|
| x | -5 | -4 | -3 | -2 | -1 | 0 | 1 | 2 | 3 | 4 | 5 |
| y | 0 | ± 3 | ± 4 | $\pm\sqrt{21}$ | $\pm 2\sqrt{6}$ | ± 5 | $\pm 2\sqrt{6}$ | $\pm\sqrt{21}$ | ± 4 | ± 3 | 0 |

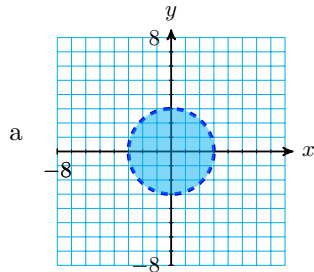


27.



b $x^2 + y^2 = 36$

29.



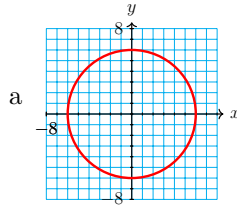
b $x^2 + y^2 < 9$

31.

- a No real value of y can satisfy $x^2 + y^2 = 16$ unless $-4 \leq x \leq 4$
- b The graph has no points where $x > 4$ and no points where $x < -4$

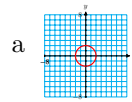
33. $\sqrt{10}$

35.



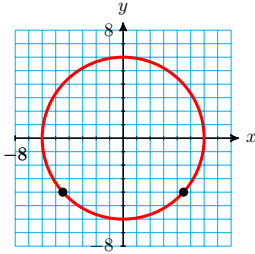
a
b 12π

37.



a
b 4π

39. $(-2\sqrt{5}, -4), (2\sqrt{5}, -4)$



41.

$P(\frac{1}{2}, \frac{\sqrt{3}}{2}), Q(\frac{1}{2}, -\frac{\sqrt{3}}{2}), R(\frac{-3}{4}, \frac{\sqrt{7}}{4}), S(\frac{-3}{4}, -\frac{\sqrt{7}}{4})$

43.

a 45°

b 5π ft

c 50π sq ft

45.

a $\frac{2}{5}$

b 40π sq ft

c 8π ft

47.

a $\frac{1}{10}$

b $\frac{\pi}{10}$ sq km

c $\frac{\pi}{5}$ km

49.

a $\frac{5}{6}$

b $\frac{15\pi}{2}$ sq m

c 5π m

51. 2070 miles

53.

a 54,000 miles

b 2240 mph

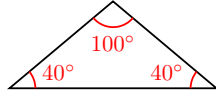
55.

a $(x - 3)^2 + (y + 2)^2 = 36$

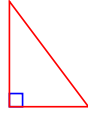
b $(x - h)^2 + (y - k)^2 = r^2$

1.4 • Chapter 1 Summary and Review
• Chapter 1 Review Problems

1.



3.



5. $\alpha = \beta = \gamma = 60^\circ$

7. $\phi = \omega = 79^\circ$

9. $\theta = 65^\circ, \phi = 25^\circ$

11. $\delta = 30^\circ, \gamma = 60^\circ$

13. $\sigma = 39^\circ, \omega = 79^\circ$

15. $\alpha = 51\frac{3}{7}^\circ,$
 $\beta = 64\frac{2}{7}^\circ$

17. $\triangle ABC \cong \triangle EDC, \alpha = 40^\circ,$
 $\beta = 130^\circ, x = 32$

19. Yes, three pairs of equal angles

21. Yes, three pairs of equal angles

23. 13

25. 18

27. $y = \frac{5x}{2}$

29. $y = \frac{7x}{3}$

31. $y = \frac{x}{3}$

33. $y = \frac{12x}{5}$

35. $\alpha = 70^\circ$

37. 14 ft

39. $3\frac{3}{4}$ in

41. All side have length $\sqrt{61}$, opposite sides have slopes $\frac{5}{6}$ and $\frac{-6}{5}$

43. $AC = BC = 18$

45.

a $\sqrt{(x-2)^2 + (y-5)^2} = 3$

b $(x-2)^2 + (y-5)^2 = 9$

47. $4\sqrt{5} \approx 8.944$ cm

49. $(\frac{-1}{3}, \frac{2\sqrt{2}}{3}), (\frac{-1}{3}, \frac{-2\sqrt{2}}{3})$

51.

a 4π ft

b 20π ft²

53.

a $45^\circ, 60^\circ$

- b $\frac{49\pi}{8}$ in², 6π in² Delbert
 c $\frac{79\pi}{4}$ in, 2π in, Francine

2 · The Trigonometric Ratios

2.1 · Side and Angle Relationships

· Homework 2.1

1. The sum of the angles is not 180° .
 3. The exterior angle is not equal to the sum of the opposite interior angles.
 5. The sum of the acute angles is not 90° .
 7. The largest side is not opposite the largest angle.
 9. The Pythagorean theorem is not satisfied.
 11. $5^2 + 12^2 = 13^2$, but the angle opposite the side of length 13 is 85° .
13. $4 < x < 16$
 15. $0 < x < 16$
 17. 21 in
 19. $6\sqrt{2}$ in
 21. The rectangle is $6\sqrt{10}$ inches by $18\sqrt{10}$ inches.
 23. 29
 25. $\sqrt{3}$
 27. No
 29. Yes
 31. No
33. The distance from $(0, 0)$ to $(3, 3)$ is $3\sqrt{2}$, and the distance from $(3, 3)$ to $(6, 0)$ is also $3\sqrt{2}$, so the triangle is isosceles. The distance from $(0, 0)$ to $(6, 0)$ is 6, and $(3\sqrt{2})^2 + (3\sqrt{2})^2 = 6^2$ so the triangle is a right triangle.
 35. 25 ft
 37. $\alpha = 30^\circ, \beta = 60^\circ, h = \sqrt{3}$
 39. $8\sqrt{3}$ in
 41.
 a No
 b Yes
 43.
 a $(-1, 0)$ and $(1, 0)$; 2
 b $\sqrt{(p+1)^2 + q^2}$ and $\sqrt{(p-1)^2 + q^2}$
 c

$$\begin{aligned} & (\sqrt{(p+1)^2 + q^2})^2 + (\sqrt{(p-1)^2 + q^2})^2 \\ &= p^2 + 2p + 1 + q^2 + p^2 - 2p + 1 + q^2 \\ &= 2p^2 + 2 + 2q^2 = 2 + 2(p^2 + q^2) \\ &= 2 + 2(1) = 4 \end{aligned}$$

2.2 · Right Triangle Trigonometry
· Homework 2.2

1.

- a 0.91
- b 0.91
- c 0.9063

3.

- a 0.77
- b 0.77
- c 0.7660

5.

- a $4\sqrt{13} \approx 14.42$
- b $\sin \theta = 0.5547,$
 $\cos \theta = 0.8321,$
 $\tan \theta = 0.6667$

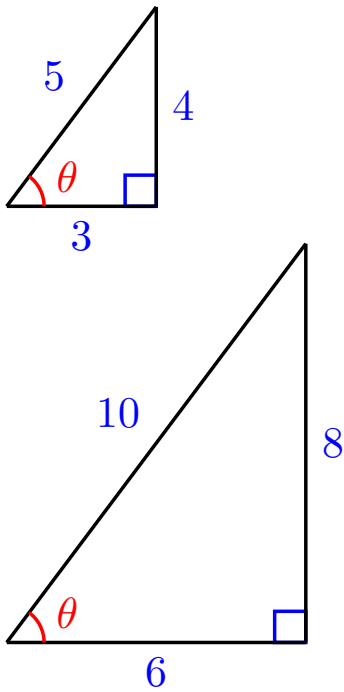
7.

- a $4\sqrt{15} \approx 15.49$
- b $\sin(\theta) = 0.9682,$
 $\cos(\theta) = 0.2500,$
 $\tan(\theta) = 3.8730$

9.

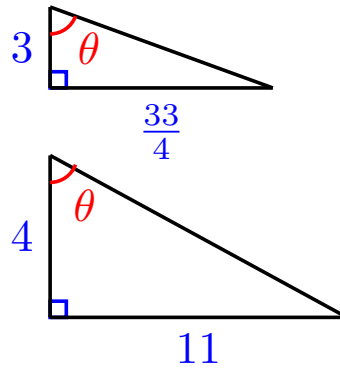
- a $2\sqrt{67} \approx 16.37$
- b $\sin(\theta) = 0.2116,$
 $\cos(\theta) = 0.9774,$
 $\tan(\theta) = 0.2165$

11.



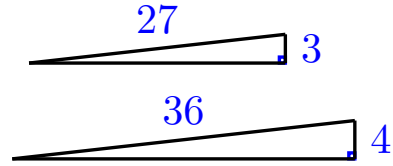
(Answers may vary)

13.



(Answers may vary)

15.



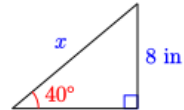
(Answers may vary)

17. 14.41

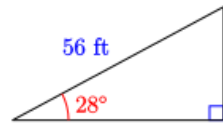
19. 37.86

21. 86.08

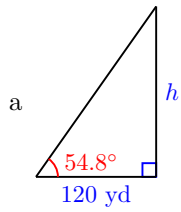
23.



25.

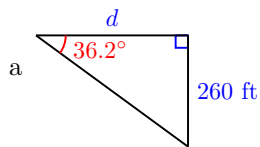


27.



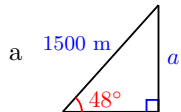
b $\tan(54.8^\circ) = \frac{h}{120}$, 170.1 yd

29.



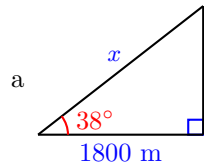
b $\tan(36.2^\circ) = \frac{260}{d}$, 355.2 ft

31.



b $\sin(48^\circ) = \frac{a}{1500}$, 1114.7 m

33.



b $\cos(38^\circ) = \frac{1800}{x}$, 2284.2 m

35. $x = \frac{82}{\tan(\theta)}$

37. $x = 11 \sin(\theta)$

39. $x = \frac{9}{\cos(\theta)}$

41. $36 \sin(25^\circ) \approx 15.21$

43. $46 \sin(20^\circ) \approx 15.73$

45. $12 \sin(40^\circ) \approx 7.71$

47.

| θ | $\sin(\theta)$ | $\cos(\theta)$ | $\tan(\theta)$ |
|-----------------|----------------------|----------------------|----------------------|
| $\frac{\pi}{6}$ | $\frac{1}{2}$ | $\frac{\sqrt{3}}{2}$ | $\frac{1}{\sqrt{3}}$ |
| $\frac{\pi}{4}$ | $\frac{\sqrt{2}}{2}$ | $\frac{\sqrt{2}}{2}$ | 1 |
| $\frac{\pi}{3}$ | $\frac{\sqrt{3}}{2}$ | $\frac{1}{2}$ | $\sqrt{3}$ |

49.

| θ | $\sin(\theta)$ | $\cos(\theta)$ | $\tan(\theta)$ |
|-----------------|----------------------|----------------------|----------------------|
| $\frac{\pi}{6}$ | $\frac{1}{2}$ | $\frac{\sqrt{3}}{2}$ | $\frac{1}{\sqrt{3}}$ |
| $\frac{\pi}{4}$ | $\frac{\sqrt{2}}{2}$ | $\frac{\sqrt{2}}{2}$ | 1 |
| $\frac{\pi}{3}$ | $\frac{\sqrt{3}}{2}$ | $\frac{1}{2}$ | $\sqrt{3}$ |

51.

a θ and ϕ are complements.

b $\sin(\theta) = \cos(\phi)$ and $\cos(\theta) = \sin(\phi)$. The side opposite θ is the side adjacent to ϕ , and vice versa.

53.

a As θ increases, $\tan(\theta)$ increases also. The side opposite θ increases in length while the side adjacent to θ remains fixed.

b As θ increases, $\cos(\theta)$ decreases. The side adjacent to θ remains fixed while the hypotenuse increases in length.

55. As θ decreases toward 0° , the side opposite θ approaches a length of 0, so $\sin(\theta)$ approaches 0. But as θ increases toward 90° , the length of the side opposite θ approaches the length of the hypotenuse, so $\sin(\theta)$ approaches 1.

57. The triangle is not a right triangle.

59. $\frac{21}{20}$ is the ratio of hypotenuse to the adjacent side, which is the reciprocal of $\cos(\theta)$.

61.

a 0.2358

b sine

c 48°

d 77°

63.

a $\frac{5}{12}$

b 3

c $\frac{2}{3}$

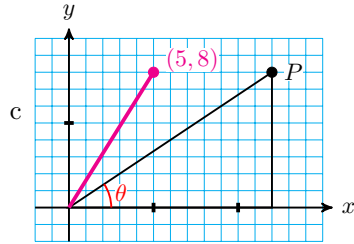
d $\frac{2}{\sqrt{7}}$

65. Although the triangles may differ in size, the ratio of the side adjacent to the angle to the hypotenuse of the triangle remains the same because the triangles would all be similar, and hence corresponding sides are proportional.

67.

a $\frac{2}{3}$

b $\frac{2}{3}$



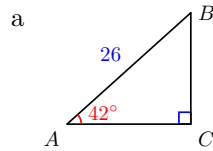
2.3 · Solving Right Triangles

· Homework 2.3

1. $A = 61^\circ$, $a = 25.26$, $c = 28.88$

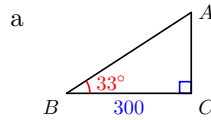
3. $A = 68^\circ$, $a = 0.93$, $b = 0.37$

5.



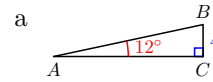
b $B = 48^\circ$,
 $a = 17.4$,
 $b = 19.3$

7.



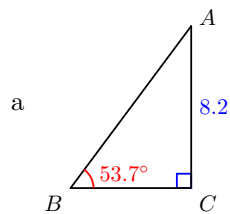
b $A = 57^\circ$,
 $b = 194.4$,
 $c = 357.7$

9.



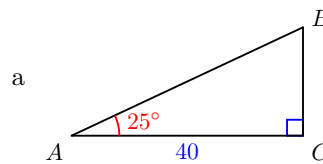
b $B = 78^\circ$,
 $b = 18.8$,
 $c = 19.2$

11.



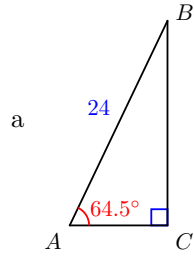
- b
- Solve $\sin(53.7^\circ) = \frac{8.2}{c}$ for c .
 - Solve $\tan(53.7^\circ) = \frac{8.2}{a}$ for a .
 - Subtract 53.7° from 90° to find A .

13.



- b
- Solve $\cos(25^\circ) = \frac{40}{c}$ for c .
 - Solve $\tan(25^\circ) = \frac{a}{40}$ for a .
 - Subtract 25° from 90° to find B .

15.



\small

- b
- Solve $\sin(64.5^\circ) = \frac{a}{24}$ for a .
 - Solve $\cos(64.5^\circ) = \frac{b}{24}$ for b .
 - Subtract 64.5° from 90° to find B .

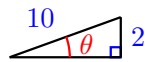
17. 74.2°

19. 56.4°

21. 66.0°

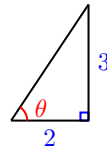
23.

11.5°

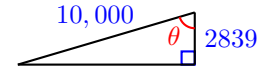


25.

56.3°



27. 73.5°



29. $\cos(15^\circ) = 0.9659$ and $\cos^{-1}(0.9659) = 15^\circ$

31. $\tan(65^\circ) = 2.1445$ and $\tan^{-1}(2.1445) = 65^\circ$

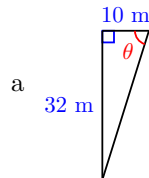
33. $\sin^{-1}(0.6) \approx 36.87^\circ$ is the angle whose sine is 0.6. $(\sin 6^\circ)^{-1} \approx 9.5668$ is the reciprocal of $\sin(6^\circ)$.

35.



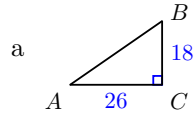
b $\sin(\theta) = \frac{1806}{3(2458)}$, 14.6°

37.



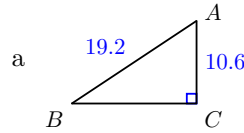
b $\tan \theta = \frac{32}{10}$, 72.6°

39.



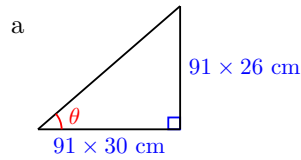
b $c = 10\sqrt{10} \approx 31.6$,
 $A \approx 34.7^\circ$, $B \approx 55.3^\circ$

41.



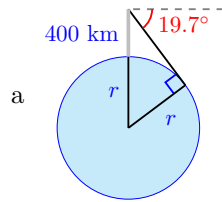
b $a = \sqrt{256.28} \approx 16.0$,
 $A \approx 56.5^\circ$, $B \approx 33.5^\circ$

43.



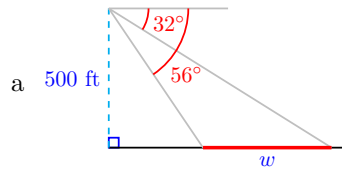
b $\tan^{-1}(\frac{26}{30}) \approx 40.9^\circ$, $91\sqrt{1676} \approx 3612.6$ cm

45.



b 6415 km

47.



b 462.9 ft

49. (a) and (b)

51. (a) and (d)

53. $\frac{\sqrt{3}}{2} \approx 0.8660$

55. $\frac{1}{\sqrt{3}} = \frac{\sqrt{3}}{3} \approx 0.5774$

57. 1.0000

59.

| θ | 0° | 30° | 45° | 60° | 90° |
|----------------|-----------|----------------------|----------------------|----------------------|------------|
| $\sin(\theta)$ | 0 | $\frac{1}{2}$ | $\frac{\sqrt{2}}{2}$ | $\frac{\sqrt{3}}{2}$ | 1 |
| $\cos(\theta)$ | 1 | $\frac{\sqrt{3}}{2}$ | $\frac{\sqrt{2}}{2}$ | $\frac{1}{2}$ | 0 |
| $\tan(\theta)$ | 0 | $\frac{1}{\sqrt{3}}$ | 1 | $\sqrt{3}$ | undefined |

61.

a smaller

b larger

c larger

63. $a = 3\sqrt{3}$, $b = 3$, $B = 30^\circ$

65. $a = b = 4\sqrt{2}$, $B = 45^\circ$

67. $e = 4$, $f = 4\sqrt{3}$, $F = 120^\circ$

69. $d = 2\sqrt{3}$, $e = 2\sqrt{2}$, $f = \sqrt{2} + \sqrt{6}$, $F = 75^\circ$

71. $a = 20$, $b = 20$, $c = 20\sqrt{2}$

73.

a $32\sqrt{3}$ cm

b $128\sqrt{3}$ sq cm

75.

a 10 sq cm

b $10\sqrt{2}$ sq cm

c $10\sqrt{3}$ sq cm

77.

a 64 sq in

b $4\sqrt{2}$ by $4\sqrt{2}$, area 32 sq in

c 2 : 1

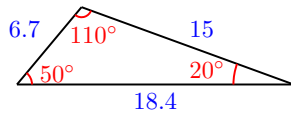
2.4 · Chapter 2 Summary and Review · Chapter 2 Review Problems

1. If $C > 93^\circ$, then
 $A + B + C > 180^\circ$

3. If $A < B < 58^\circ$, then
 $A + B + C < 180^\circ$

5. If $C > 50^\circ$, then $A + B + C > 180^\circ$

7.



9. $a = 97$

11. $c = 52$

13. Yes

15. $\theta = 35.26^\circ$

17. No. $a = 6$, $c = 10$ or $a = 9$, $c = 15$

19.

a $w = 86.05$

b $\sin(\theta) = 0.7786$, $\cos(\theta) = 0.6275$, $\tan(\theta) = 1.2407$

21.

a $y = 16.52$

b $\sin(\theta) = 0.6957$, $\cos(\theta) = 0.7184$, $\tan(\theta) = 0.9684$

23. $a = 7.89$

25. $x = 3.57$

27. $b = 156.95$

29.

$A = 30^\circ$, $a = \frac{23\sqrt{3}}{3}$, $c = \frac{46\sqrt{3}}{3}$

31. $F = 105^\circ$, $d = 10\sqrt{2}$, $e = 20$, $f = 10 + 10\sqrt{3}$

33. 3 cm

35. 43.30 cm

37. 15.92 m

39. 114.02 ft, 37.87°

41.

a 60.26°

b 60.26°

c $m = \frac{7}{4} = \tan(\theta)$

43.

a c^2

b $b - a, (b - a)^2$

c $\frac{1}{2}ab$

d $4\left(\frac{1}{2}ab\right) + (a - b)^2 = 2ab + b^2 - 2ab + a^2 = a^2 + b^2$

3 · Laws of Sines and Cosines**3.1 · Obtuse Angles****· Homework 3.1****1.**

a 150°

c 60°

e 15°

b 135°

d 155°

f 70°

3.

a $(5, 2)$

b $\sqrt{29}$

c $\cos(\theta) = \frac{5}{\sqrt{29}}, \sin(\theta) = \frac{2}{\sqrt{29}}, \tan(\theta) = \frac{2}{5}$

5.

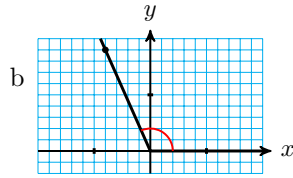
a $(-4, 7)$

b $\sqrt{65}$

c $\cos(\theta) = \frac{-4}{\sqrt{65}}, \sin(\theta) = \frac{7}{\sqrt{65}}, \tan(\theta) = \frac{-7}{4}$

7.

$$\begin{aligned} \text{a } \sin(\theta) &= \frac{9}{\sqrt{97}}, \\ \cos(\theta) &= \frac{4}{\sqrt{97}} \end{aligned}$$

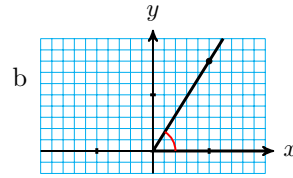


$$\begin{aligned} \text{c } \sin(180^\circ - \theta) &= \frac{9}{\sqrt{97}}, \\ \cos(180^\circ - \theta) &= \frac{-4}{\sqrt{97}} \end{aligned}$$

$$\text{d } \theta = 66^\circ, \quad 180^\circ - \theta = 114^\circ$$

9.

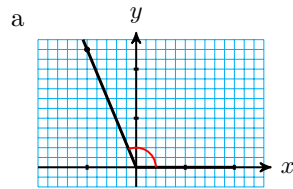
$$\begin{aligned} \text{a } \sin(\theta) &= \frac{8}{\sqrt{89}}, \\ \cos(\theta) &= \frac{-5}{\sqrt{89}} \end{aligned}$$



$$\begin{aligned} \text{c } \sin(180^\circ - \theta) &= \frac{8}{\sqrt{89}}, \\ \cos(180^\circ - \theta) &= \frac{5}{\sqrt{89}} \end{aligned}$$

$$\text{d } \theta = 122^\circ, \quad 180^\circ - \theta = 58^\circ$$

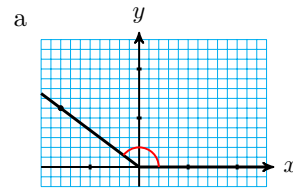
11.



$$\begin{aligned} \text{b } \cos(\theta) &= \frac{-5}{13}, \quad \sin(\theta) = \frac{12}{13}, \\ \tan(\theta) &= \frac{-12}{5} \end{aligned}$$

$$\text{c } 112.6^\circ$$

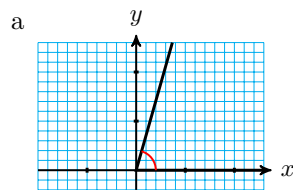
13.



$$\text{b } \cos(\theta) = \frac{3}{5}, \quad \tan(\theta) = \frac{-3}{4}$$

$$\text{c } 143.1^\circ$$

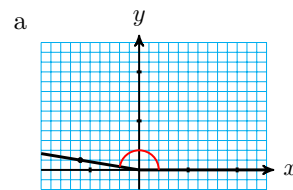
15.



$$\begin{aligned} \text{b } \sin(\theta) &= \frac{\sqrt{112}}{11}, \\ \tan(\theta) &= \frac{\sqrt{112}}{3} \end{aligned}$$

$$\text{c } 74.2^\circ$$

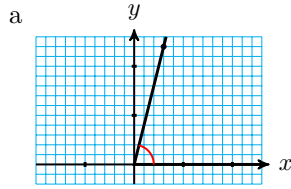
17.



$$\begin{aligned} \text{b } \sin(\theta) &= \frac{1}{\sqrt{37}}, \\ \cos(\theta) &= \frac{-6}{\sqrt{37}} \end{aligned}$$

$$\text{c } 170.5^\circ$$

19.



b $\sin(\theta) = \frac{4}{\sqrt{17}},$
 $\cos(\theta) = \frac{1}{\sqrt{17}}$

c 76.0°

21.

| θ | 0° | 30° | 45° | 60° | 90° | 120° | 135° | 150° | 180° |
|----------------|-----------|----------------------|----------------------|----------------------|------------|----------------------|-----------------------|-----------------------|-------------|
| $\cos(\theta)$ | 1 | $\frac{\sqrt{3}}{2}$ | $\frac{1}{\sqrt{2}}$ | $\frac{1}{2}$ | 0 | $-\frac{1}{2}$ | $-\frac{1}{\sqrt{2}}$ | $-\frac{\sqrt{3}}{2}$ | -1 |
| $\sin(\theta)$ | 0 | $\frac{1}{2}$ | $\frac{1}{\sqrt{2}}$ | $\frac{\sqrt{3}}{2}$ | 1 | $\frac{\sqrt{3}}{2}$ | $\frac{1}{\sqrt{2}}$ | $\frac{1}{2}$ | 0 |
| $\tan(\theta)$ | 0 | $\frac{1}{\sqrt{3}}$ | 1 | $\sqrt{3}$ | undefined | $-\sqrt{3}$ | -1 | $-\frac{1}{\sqrt{3}}$ | 0 |

23.

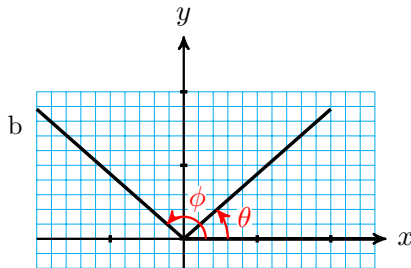
a $\sin(\theta) = \sin(180^\circ - \theta)$

b $\cos(\theta) = -\cos(180^\circ - \theta)$

c $\tan(\theta) = -\tan(180^\circ - \theta)$

25.

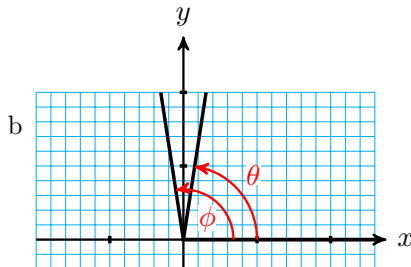
a $\theta \approx 41.4^\circ, \phi \approx 138.6^\circ$



c $\sin(\theta) = \sin(\phi) = \frac{\sqrt{7}}{4}$

27.

a $\theta \approx 81.2^\circ, \phi \approx 98.8^\circ$



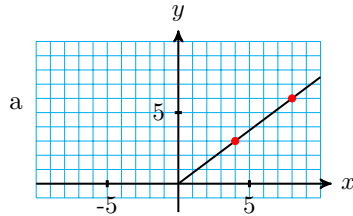
$$c \sin(\theta) = \sin(\phi) = \frac{\sqrt{156279}}{400} \approx 0.9883$$

29. 44.4° and 135.6° **31.** 57.1° and 122.9° **33.** 41.8° and 138.2°

35. $\sin(123^\circ) = q$, $\cos(33^\circ) = q$, $\cos(147^\circ) = -q$

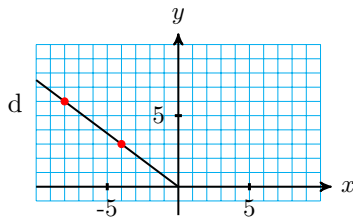
37. $\cos(106^\circ) = -m$, $\sin(16^\circ) = m$, $\sin(164^\circ) = m$

39.



b $(4, 3)$, $(8, 6)$

c $y = \tan^{-1}\left(\frac{3}{4}\right) \approx 36.87^\circ$



$(-4, 3)$, $(-8, 6)$; 143.13°

41.

a $b = 8$ in, $h = 3\sqrt{3}$ in

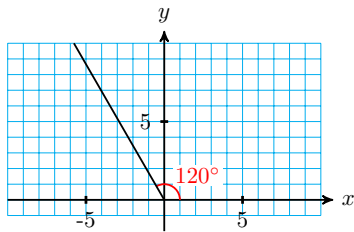
b $12\sqrt{3}$ sq in

43.

a $b = 6 - \frac{3\sqrt{2}}{2}$ mi, $h = \frac{3\sqrt{2}}{2}$ mi

b $\frac{18\sqrt{2} - 9}{4}$ sq mi

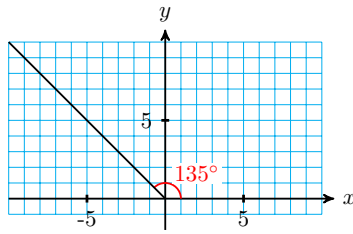
45.



a $(-1, \sqrt{3})$

b $(-\sqrt{3}, 3)$

47.



a $(-3, 3)$

b $(-\sqrt{5}, \sqrt{5})$

49. 20.71 sq m

51. 55.51 sq cm

55. 38.04 sq units

57. 13,851.3 sq ft

59.

a $(-74.97, 59.00)$

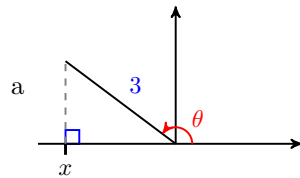
b $BC = 141.97, PC = 59.00$

c 153.74

61. $\frac{\sqrt{5} - 1}{4}$

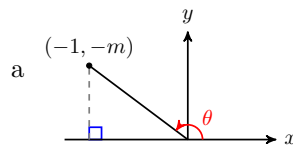
63. Bob found an acute angle. The obtuse angle is the supplement of 17.46° , or 162.54° .

65.



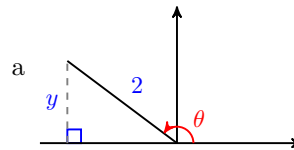
b $\cos(\theta) = \frac{x}{3},$
 $\sin(\theta) = \frac{\sqrt{9 - x^2}}{3},$
 $\tan(\theta) = \frac{\sqrt{9 - x^2}}{x}$

69.



b $\cos(\theta) = \frac{-1}{\sqrt{1 + m^2}},$
 $\sin(\theta) = \frac{-m}{\sqrt{1 + m^2}},$
 $\tan(\theta) = m$

67.



b $\cos(\theta) = \frac{-\sqrt{4 - y^2}}{2},$
 $\sin(\theta) = \frac{y}{2},$
 $\tan(\theta) = \frac{-y}{\sqrt{4 - y^2}}$

3.2 · The Law of Sines

• Homework 3.2

1. $x = 7.85$

3. $q = 33.81$

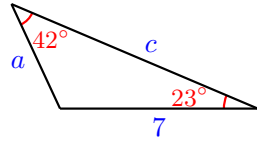
5. $d = 28.37$

7. $\theta = 30.80^\circ$

9. $\theta = 126.59^\circ$

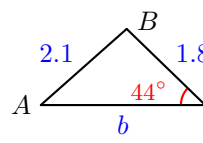
11. $\beta = 37.14^\circ$

13.



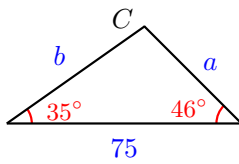
$a = 4.09,$
 $c = 9.48,$
 $C = 115^\circ$

15.



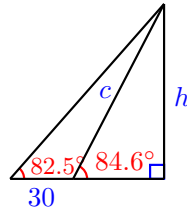
$b = 2.98, A =$
 $36.54^\circ, B =$
 99.46°

17.



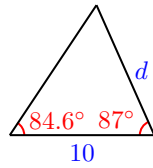
$a = 43.55,$
 $b = 54.62,$
 $C = 99^\circ$

19. a.



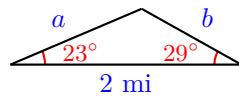
b. 808.1 ft

21. a.



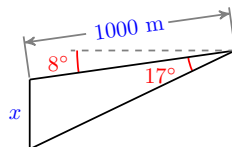
b. 68.2 km

23. a.



b. 1.23 mi + 0.99 mi; 0.22 mi

25. a.



b. 322.6 m

27.

a 1°

b 66°

c 2617.2 ft

d 1022.6 ft

29. $540,000 \text{ AU} \approx 8.1 \times 10^{13} \text{ km}$

31. $750,000 \text{ AU} \approx 1.1 \times 10^{14} \text{ km}$

33.

a $\frac{3}{2}$

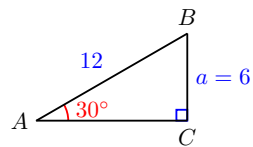
b No, a is too short.

c 2

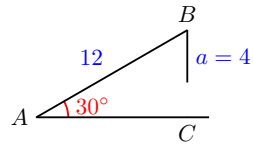
d 1

35.

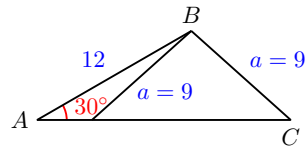
a 1,



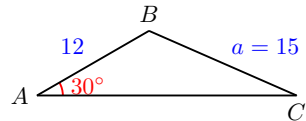
b 0,



c 2,



d 1,



37.

a $C = 25.37^\circ$, $B = 114.63^\circ$, $b = 16.97$

b $C = 58.99^\circ$, $B = 81.01^\circ$, $b = 9.22$ or $C = 121.01^\circ$, $B = 18.99^\circ$, $b = 3.04$

c no solution

d 5.14

39. $A = 40.44^\circ$, $B = 114.56^\circ$ or
 $A = 139.56^\circ$, $B = 15.44^\circ$

41. $C = 37.14^\circ$, $A = 93.86^\circ$

43. 1299 yd or 277.2 yd

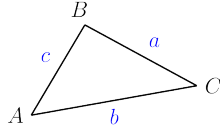
45.

a 11.79

b 24.16

c 24.16

47.

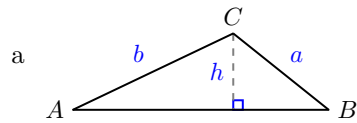


a $\frac{1}{2}ab \sin(C)$

b $\frac{1}{2}ac \sin(B)$

c $\frac{1}{2}bc \sin(A)$

49.



b $b = \frac{h}{\sin(A)}$

c $h = a \sin(B)$

d $b = \frac{a \sin(B)}{\sin(A)}$

e ii

3.3 · The Law of Cosines

· Homework 3.3

1.

a $74 - 70 \cos(\theta)$

b 12.78

c 135.22

3.

a $\frac{a^2 + c^2 - b^2}{2ac}$

b -0.4

5.

a $b^2 - 8 \cos(\alpha)b - 65 = 0$

b 11.17, -5.82

7. 7.70

9. 13.44

11. 5.12

13. 133.43°

15. 40.64°

17. $A = 91.02^\circ$, $B = 37.49^\circ$, $C = 51.49^\circ$

19. $A = 34.34^\circ$, $B = 103.49^\circ$, $C = 42.17^\circ$

21. 6.30 or 2.70

23. 29.76 or 5.91

25. 16.00

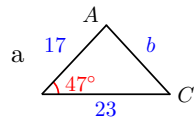
27. Law of Cosines:
 $61^2 = 29^2 + 46^2 - 2 \cdot 29 \cdot 46 \cos(\phi)$

29. Law of Sines:
 $\frac{a}{\sin(46^\circ)} = \frac{16}{\sin(25^\circ)}$

31. First the Law of Cosines:
 $x^2 = 47^2 + 29^2 - 2 \cdot 47 \cdot 29 \cos(81^\circ)$,
 then either the Law of Sines:
 $\frac{\sin(\theta)}{47} = \frac{\sin(81^\circ)}{x}$ or the Law of
 Cosines:
 $47^2 = x^2 + 29^2 - 2 \cdot x \cdot 29 \cos(\theta)$

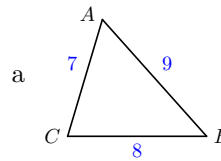
33. Law of Cosines:
 $9^2 = 4^2 + z^2 - 2 \cdot 4 \cdot z \cos(28^\circ)$, or
 use the Law of Sines first to find
 the (acute) angle opposite the side
 of length 4, then find the angle
 opposite the side of length z by
 subtracting the sum of the known
 angles from 180° , then using the
 Law of Sines again.

35.



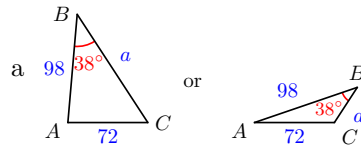
b $b = 16.87$, $A = 85.53^\circ$,
 $C = 47.47^\circ$

37.



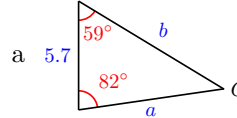
b $A = 58.41^\circ$, $B = 48.19^\circ$,
 $C = 73.40^\circ$

39.



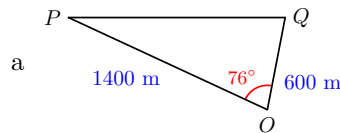
b $a = 116.52$, $A = 85.07^\circ$,
 $C = 56.93^\circ$ or $a = 37.93$,
 $A = 18.93^\circ$, $C = 123.07^\circ$

41.



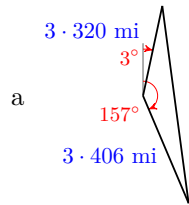
b $a = 7.76$, $b = 8.97$, $C = 39^\circ$

43.



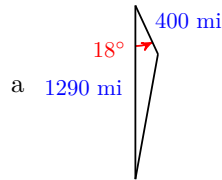
b 1383.3 m

45.



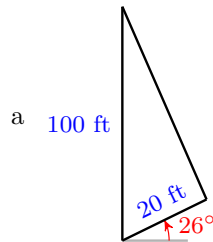
a
b 2123 mi, 168.43° east of north

47.



a
b 7.74° west of south, 917.9 mi

49.



a
b 92.99 ft

51. 147.73 cm^2

53. 10.53

55. 4.08

57.

a First figure: $b - x$ is the base of the small right triangle. Second: $-x$ is the horizontal distance between P and the x -axis, so $b + (-x)$ or $b - x$ is the base of the large right triangle. Third: $x = 0$, and b is the base of a right triangle.

b First: x and y are the legs of a right triangle, a is the hypotenuse. Second: $-x$ and y are the legs of a right triangle with hypotenuse a . Third: $x = 0$ and $y = a$

c $x = a \cos(C)$

59.

$$\begin{aligned} b^2 + c^2 &= (a^2 + c^2 - 2ac \cos(B)) + (a^2 + b^2 - 2bc \cos(C)) \\ &= 2a^2 + b^2 + c^2 - 2a(c \cos(B) + b \cos(C)) \end{aligned}$$

so $2a^2 = 2a(c \cos(B) + b \cos(C))$, and dividing both sides by $2a$ yields $a = (c \cos(B) + b \cos(C))$

61. For the first equation, start with the Law of Cosines in the form

$$a^2 = b^2 + c^2 - 2bc \cos(A)$$

Add $2ab + 2bc \cos(A) - a^2$ to both sides of the equation, factor the right side, then divide both sides by $2bc$.

For the second equation, start with the Law of Cosines in the form

$$b^2 + c^2 - 2bc \cos(A) = a^2$$

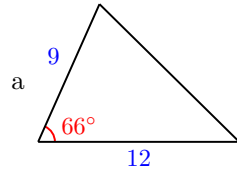
Add $2bc - b^2 - c^2$ to both sides of the equation, factor the right side, then divide both sides by $2bc$.

3.4 · Chapter 3 Summary and Review

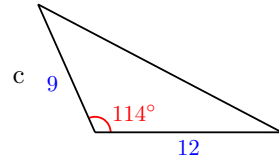
· Chapter 3 Review Problems

1. $\frac{1}{2}, \frac{\pm\sqrt{3}}{2}$

3.

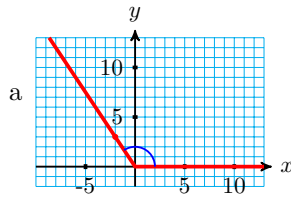


b 49.33



114°

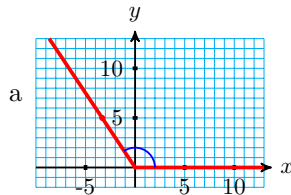
5.



b $\cos(\theta) = \frac{-2}{\sqrt{13}},$
 $\sin(\theta) = \frac{3}{\sqrt{13}}, \tan(\theta) = \frac{-3}{2}$

c $\theta = 123.7^\circ$

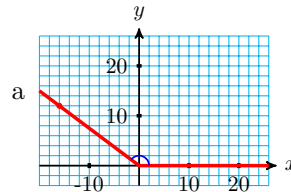
9.



b $\cos(\theta) = \frac{-\sqrt{11}}{6}, \sin(\theta) = \frac{5}{6},$
 $\tan(\theta) = \frac{-5}{\sqrt{11}}$

c $\theta = 123.6^\circ$

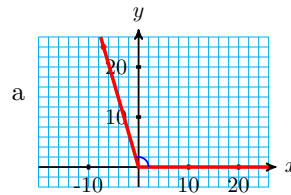
7.



b $\cos(\theta) = \frac{-4}{5}, \sin(\theta) = \frac{3}{5},$
 $\tan(\theta) = \frac{-3}{4}$

c $\theta = 143.1^\circ$

11.



b $\cos(\theta) = \frac{-7}{25}, \sin(\theta) = \frac{24}{25},$
 $\tan(\theta) = \frac{-24}{7}$

c $\theta = 106.3^\circ$

13. 9.9° , 170.1°

15. 22.0° , 158.0°

17.

a $7\sqrt{2}$

b $28\sqrt{2}$

19. 5127.39 sq ft

21. 20.41°

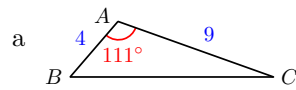
23. $a = 27.86$

25. $b = 6.03$

27. $w = 62.10$

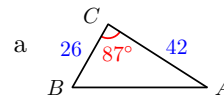
29. $s = 15.61$ or 57.45

31.



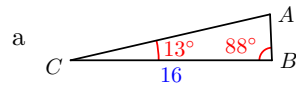
b 8.82

33.



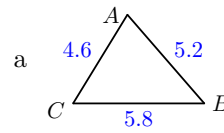
b 32.57°

35.



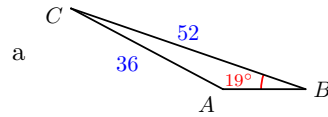
b 16.29

37.



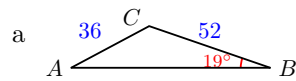
b 58.65°

39.



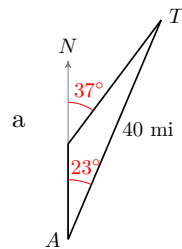
b 17.40

or



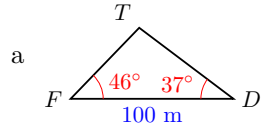
b 80.93

41.



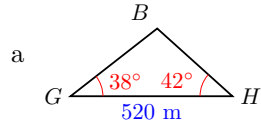
b 16.08 mi, 80.4 mph

43.



b 72.47

45.



353.32

b 217.52 m

47.

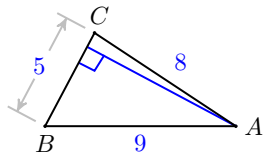
a 79.64 m

b 35.2°

c 46.12 m

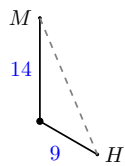
49. 6.1°

51.



4.2

53.



22.25 ft

55. 79,332.6 AU

57.

a OW bisects the central angle at O , and the inscribed angle θ is half the central angle at O .

b $\sin \theta = \frac{s}{2r}$

c $r = \frac{s}{2 \sin(\theta)}$

d $d = \frac{s}{\sin(\theta)}$

4 • Trigonometric Functions

4.1 · Angles and Rotation
· Homework 4.1

1.

- a 216°
- b 108°
- c 480°
- d 960°

3.

- a $\frac{1}{8}$
- b $\frac{5}{6}$
- c $\frac{3}{2}$
- d $\frac{7}{6}$

5.

- a $\frac{2}{3}$
- b $\frac{5}{3}$

7. 60°

9. 60°

11. 14°

13. 400° and -320°
 (Answers vary.)

15. 575° and -145°
 (Answers vary.)

17. 665° and -55°
 (Answers vary.)

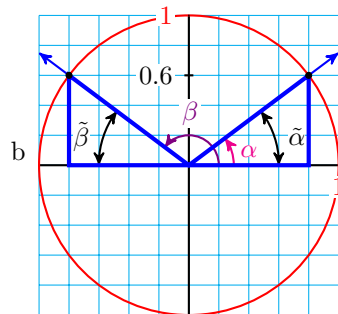
19. 295°

21. 70°

23. 315°

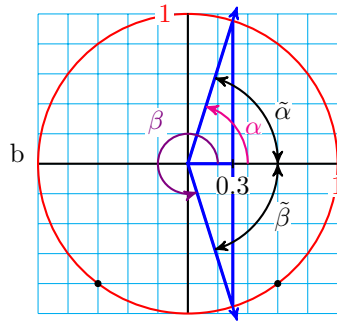
25.

- a $36.9^\circ, 143.1^\circ$

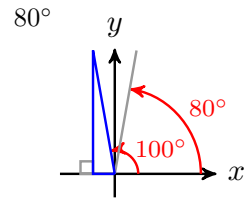


27.

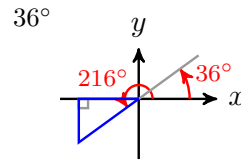
- a $72.5^\circ, 287.5^\circ$



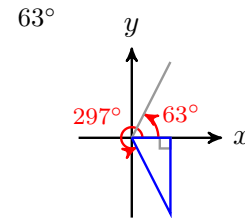
29.



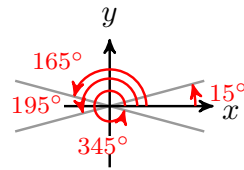
31.



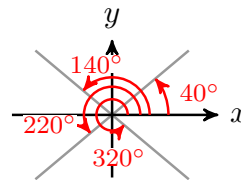
33.



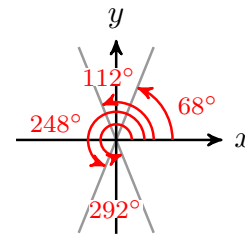
35. $165^\circ, 95^\circ, 345^\circ$



37. $140^\circ, 220^\circ, 320^\circ$



39. $112^\circ, 248^\circ, 292^\circ$



41. -0.9205

43. -0.7193

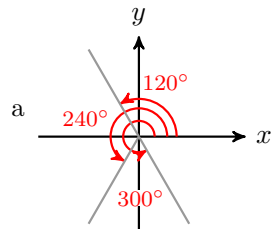
45. 4.705

47. -0.7193

49.

- | | | |
|---------------|---------------|---------------|
| a 120° | d 210° | g 300° |
| b 135° | e 225° | h 315° |
| c 150° | f 240° | i 330° |

51.

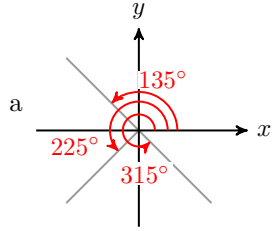


b $\sin(120^\circ) = \frac{\sqrt{3}}{2}, \cos(120^\circ) = -\frac{1}{2}, \tan(120^\circ) = -\sqrt{3},$

$\sin(240^\circ) = -\frac{\sqrt{3}}{2}, \cos(240^\circ) = -\frac{1}{2}, \tan(240^\circ) = \sqrt{3},$

$\sin(300^\circ) = -\frac{\sqrt{3}}{2}, \cos(300^\circ) = \frac{1}{2}, \tan(300^\circ) = -\sqrt{3}$

53.



$$\begin{aligned} \text{b } \sin(135^\circ) &= \frac{1}{\sqrt{2}}, \quad \cos(135^\circ) = \frac{-1}{\sqrt{2}}, \quad (\tan 135^\circ) = -1, \\ \sin(225^\circ) &= \frac{-1}{\sqrt{2}}, \quad \cos(225^\circ) = \frac{-1}{\sqrt{2}}, \quad \tan(225^\circ) = 1, \\ \sin(315^\circ) &= \frac{-1}{\sqrt{2}}, \quad \cos(315^\circ) = \frac{1}{\sqrt{2}}, \quad \tan(315^\circ) = -1 \end{aligned}$$

55.

- a III and IV
- b II and III
- c I and III

57.

- a 0° and 180°
- b 90° and 270°

59. 105°

61. 264°

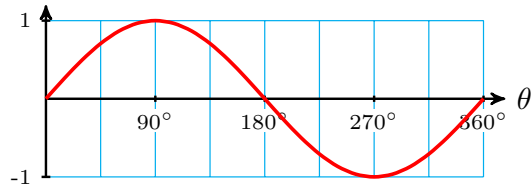
63. 313°

65. Sides of similar triangles are proportional.

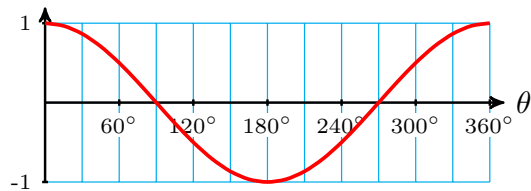
4.2 · Graphs of Trigonometric Functions

· Homework 4.2

1.



3.



5.

a $\left(-225^\circ, \frac{1}{\sqrt{2}}\right)$

d $\left(45^\circ, \frac{1}{\sqrt{2}}\right)$

b $\left(-135^\circ, \frac{-1}{\sqrt{2}}\right)$

e $(180^\circ, 0)$

c $(-90^\circ, -1)$

f $\left(315^\circ, \frac{-1}{\sqrt{2}}\right)$

7.

a $\left(-240^\circ, \frac{-1}{2}\right)$

d $\left(30^\circ, \frac{\sqrt{3}}{2}\right)$

b $\left(-210^\circ, \frac{-\sqrt{3}}{2}\right)$

e $\left(120^\circ, \frac{-1}{2}\right)$

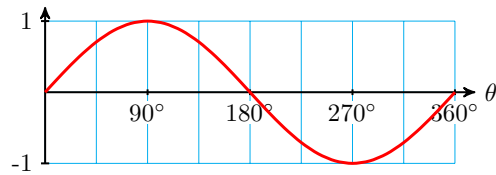
c $\left(-60^\circ, \frac{-1}{2}\right)$

f $(270^\circ, 0)$

9.

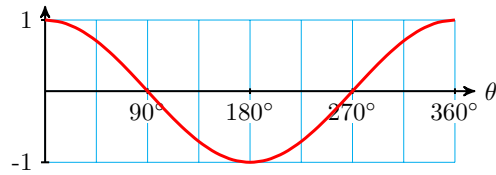
a

| | | | | | |
|-------------|-----------|------------|-------------|-------------|-------------|
| θ | 0° | 90° | 180° | 270° | 360° |
| $f(\theta)$ | 0 | 1 | 0 | -1 | 0 |



b

| | | | | | |
|-------------|-----------|------------|-------------|-------------|-------------|
| θ | 0° | 90° | 180° | 270° | 360° |
| $f(\theta)$ | 1 | 0 | -1 | 0 | 1 |



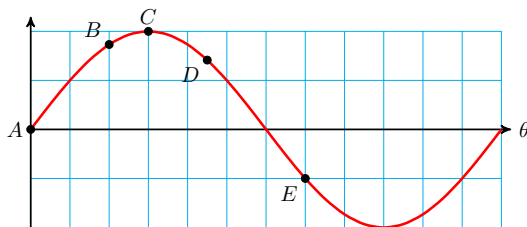
11. $\frac{7}{2}$

13. $-2\sqrt{2} - 1$

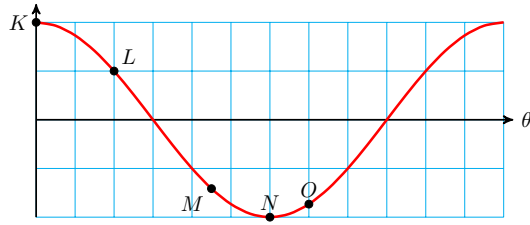
15. 2

17. $\frac{21}{2}$

19.



21.



23.

a

| | | | | | | | | | |
|----------------|------------|------------|------------|------------|------------|------------|------------|------------|------------|
| θ | 81° | 82° | 83° | 84° | 85° | 86° | 87° | 88° | 89° |
| $\tan(\theta)$ | 6.314 | 7.115 | 8.144 | 9.514 | 11.43 | 14.301 | 19.081 | 28.636 | 57.29 |

b $\tan(\theta)$ approaches ∞

c

| | | | | | | | | | |
|----------------|------------|------------|------------|------------|------------|------------|------------|------------|------------|
| θ | 99° | 98° | 97° | 96° | 95° | 94° | 93° | 92° | 91° |
| $\tan(\theta)$ | -6.314 | -7.115 | -8.144 | -9.514 | -11.43 | -14.301 | -19.081 | -28.636 | -57.29 |

d $\tan(\theta)$ approaches $-\infty$

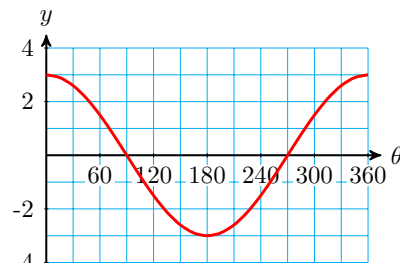
e The calculator gives an error message because $\tan(90^\circ)$ is undefined.

25. $y = 6 \sin(\theta)$

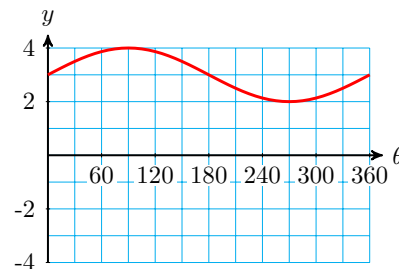
27. $y = \cos(\theta) - 5$

29. $y = \sin(4\theta)$

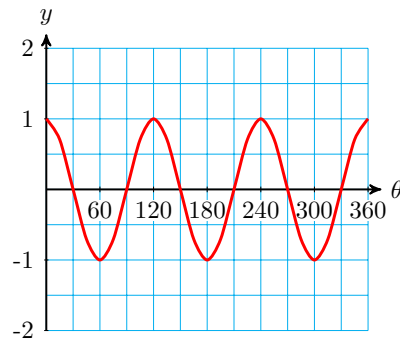
31.



33.



35.



37. $A(0^\circ, -3)$, $B\left(135^\circ, \frac{3}{\sqrt{2}}\right)$,
 $C\left(300^\circ, -\frac{3}{2}\right)$

39. $P(112.5^\circ, 1)$, $Q(180^\circ, 0)$,
 $R(337.5^\circ, -1)$

41. $X\left(45^\circ, -3 + \frac{1}{\sqrt{2}}\right)$,
 $Y(90^\circ, -3)$, $Z(300^\circ, -2)$

- 43.** amp = 4, period = 360° ,
midline: $y = 3$
47. amp = 3, period = 120° ,
midline: $y = -4$

- 45.** amp = 5, period = 180° ,
midline: $y = 0$

49.

- a amp = 1, period = 90° ,
midline: $y = 0$
b $y = \sin(4\theta)$

51.

- a amp = 1, period = 360° ,
midline: $y = 3$
b $y = 3 + \cos(\theta)$

53.

- a amp = 4, period = 360° ,
midline: $y = -2$
b $y = -2 + 4 \sin(\theta)$

55.

- a amp = 2, period = 120° ,
midline: $y = 2$
b $y = 2 + 2 \cos(3\theta)$

57. $y = -4 + 6 \sin(3\theta)$ (Answers vary)

59. $y = 3 + 2 \cos(\theta)$ (Answers vary)

61. $y = 12 \cos(2\theta)$ (Answers vary)

63. $y = 2 + 5 \cos(\theta)$

65. $y = -4 \sin(\theta)$

4.3 · Using Trigonometric Functions

· Homework 4.3

1. 36.9° , 143.1°

3. 72.5° , 287.5°

5. 191.5° , 348.5°

7. 154.2° , 205.8°

9. 83° , 263°

11. 23° , 337°

13. 265° , 275°

15. 156° , 204°

17. 246° , 294°

19. 149° , 329°

21.

a $(-0.94, -0.34)$

23.

a $(-0.94, 0.34)$

b $(-1.88, -0.68)$

b $(-1.88, 0.68)$

25. $(4\sqrt{2}, -4\sqrt{2})$

27. $(-10, -10\sqrt{3})$

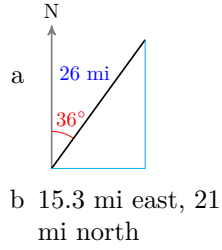
29. $(\frac{-15\sqrt{3}}{2}, \frac{15}{2})$

31. $(-1.25, -5.87)$

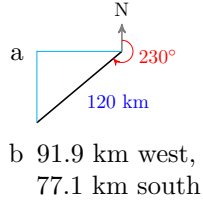
33. $(5.70, -11.86)$

35. $(9.46, -3.26)$

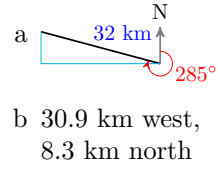
37.



39.



41.



43. 51.34°

45. 159.44°

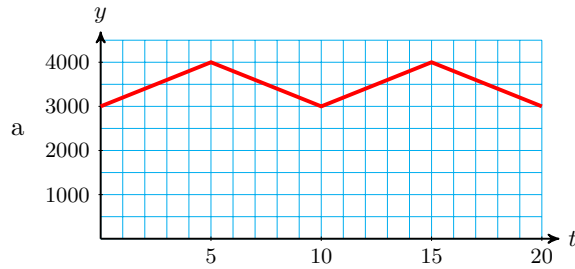
47. $y + 5 = (\tan 28^\circ)(x - 3)$ or
 $y + 5 = 0.532(x - 3)$

49. $y - 12 = (\tan 112^\circ)(x + 8)$ or
 $y - 12 = -2.475(x + 8)$

51. not periodic

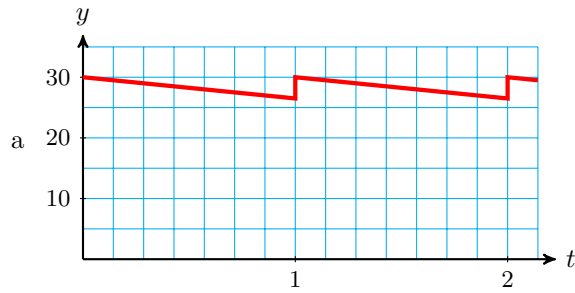
53. Periodic with period 4

55.



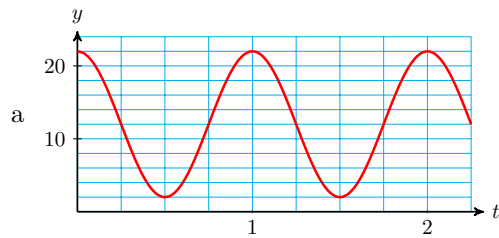
b 10 minutes

57.



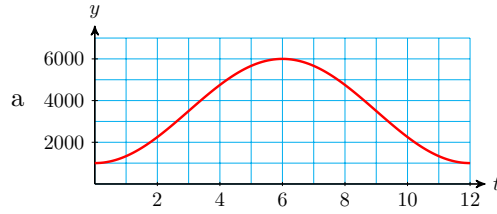
b 1 week

59.



b period 1 sec, midline $y = 12$, amp 10 inches

61.



a

b period 1 year, midline $y = 3500$, amp 2500

63.

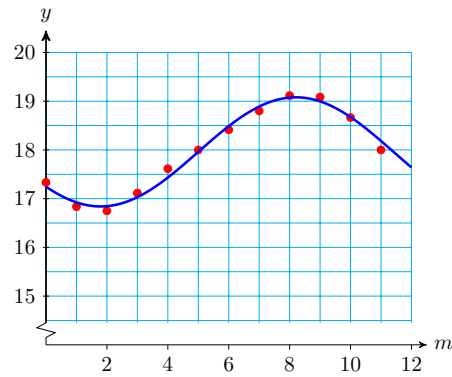
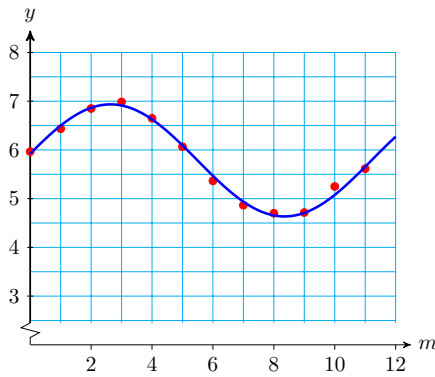


a

b period 1 year, midline $y = 51$, amp 21

65. a. IV b. III c. II d. I

67.



69.

a Emotional high: Oct 5 and Nov 3, low: Oct 19; Physical high: Sep 30 and Oct 23, low: Oct 12 and Nov 4; Intellectual high: Oct 10, low: Oct 26

b Emotional: 28 days, physical: 23 days, intellectual: 32 days

c 5152 days

71.

a periodic, period 8

b 4, midline: $y = 3$

c $k = 8$

d $a = 3$, $b = 7$

73.

a systolic 120 mm Hg, diastolic 80 mm Hg, pulse pressure 40 mm Hg.

- b $93\frac{1}{3}$
- c 72 beats per minute

75.

- a 69 hours.
- b 2.2 to 3.5
- c The larger dip corresponds to when the brighter star is eclipsed, the smaller dip corresponds to when the dimmer star is eclipsed.

4.4 · Chapter 4 Summary and Review · Chapter 4 Review Problems

1. 12°

3.

- a $150^\circ, -210^\circ$
- b $240^\circ, -120^\circ$
- c $160^\circ, -560^\circ$
- d $20^\circ, -340^\circ$

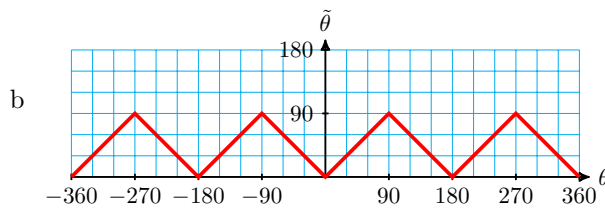
5.

- a $I, 60^\circ; 120^\circ, 240^\circ, 300^\circ$
- b $IV, 25^\circ; 155^\circ, 205^\circ, 335^\circ$
- c $II, 80^\circ; 80^\circ, 260^\circ, 280^\circ$
- d $III, 70^\circ; 70^\circ, 110^\circ, 290^\circ$

7.

a

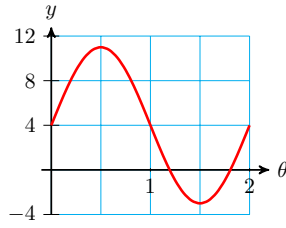
| | | | | | | | | | | | | |
|-------------|------------|------------|------------|-------------|-------------|-------------|-------------|-------------|-------------|-------------|-------------|-------------|
| θ | 30° | 60° | 90° | 120° | 150° | 180° | 210° | 240° | 270° | 300° | 330° | 360° |
| $f(\theta)$ | 30 | 60 | 90 | 60 | 30 | 0 | 30 | 60 | 90 | 60 | 30 | 0 |



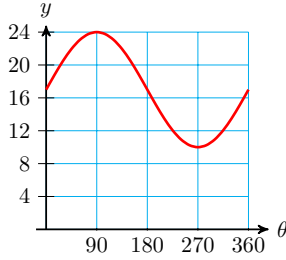
- 9. $210^\circ, 330^\circ$
- 11. $120^\circ, 240^\circ$
- 13. $45^\circ, 225^\circ$
- 15. $23^\circ, 337^\circ$
- 17. $72^\circ, 252^\circ$
- 19. $163^\circ, 277^\circ$
- 21. $221.81^\circ, 318.19^\circ$
- 23. $123.69^\circ, 303.69^\circ$
- 25. $128.68^\circ, 231.32^\circ$
- 27. $(-9.74, -2.25)$
- 29. $(-0.28, 8.00)$
- 31. $(2.84, 0.98)$

33. south: 1.74 mi, west: 9.85 mi

35. $y = 4 + 7 \sin(180\theta)$



37. $y = 17 + 7 \sin \theta$



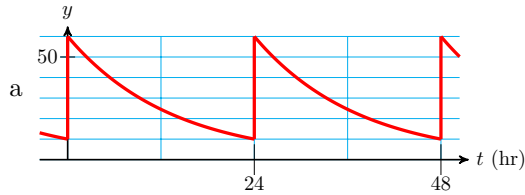
39. $\frac{\sqrt{3}}{2}$

41. 0

43. $y = 1.5 \cos\left(\frac{\theta}{3}\right)$, $M(-90^\circ, \frac{3\sqrt{3}}{4})$, $N(180^\circ, \frac{3}{4})$

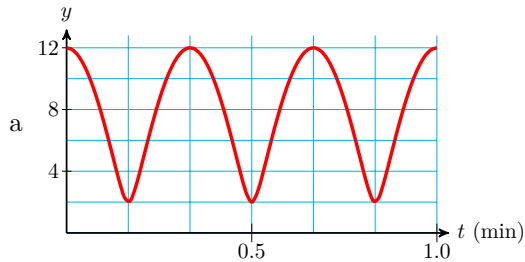
45. $y = 3 + 3 \sin 2\theta$, $A(-45^\circ, 6)$, $B(120^\circ, 3 - \frac{3\sqrt{3}}{2})$

47.



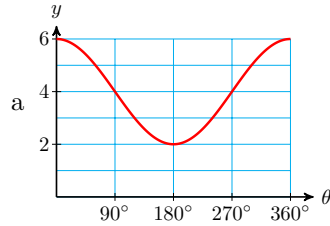
b 24 hours

49.



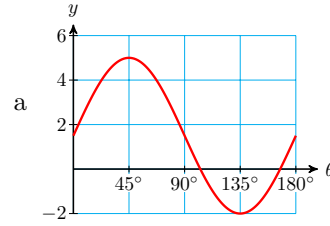
b 20 sec

51.



b amp: 2, period: 360° ,
midline: $y = 4$

53.



b amp: 3.5, period: 180° ,
midline: $y = 1.5$

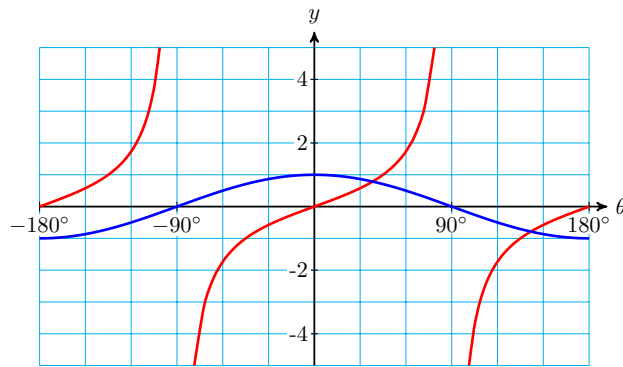
55. 30°

57. 92.05°

59. $y = x + 2$

61. $y = -\sqrt{3}x + 3\sqrt{3} - 4$

63.



The θ -intercepts of $\cos \theta$ occur at the vertical asymptotes of $\tan \theta$.

5 · Equations and Identities

5.1 · Algebra with Trigonometric Ratios

· Homework 5.1

1. -2

3. $\frac{1}{\sqrt{2}}$

5. 6

7. $\frac{1}{2}$

9. 4

11. 2

13. 1

15. 0

17.

19.

a 0.7660

a 0.6691

b 0.8164

b 1.8271

c 0.7660

c 0.6691

21.

a 1

b 1

c 1

23.

a $-2x^2 - x$

b $-2\cos^2(\theta) - \cos(\theta)$

25.

a $4SC$

b $4\sin(\theta)\cos(\theta)$

27.

a $5C^2S^3$

b $5\cos^2(\theta)\sin^3(\theta)$

29. $-2\cos(t) + 2\cos(t)\sin(t)$; 0.6360

31. $\tan(\theta) - \tan(\phi)$; -56.91

33. $2\sin(x)\cos(x) - 2\sin(2x)$; 0

35. No**39.** Yes**43.** No**37.** No**41.** No**45.**

a $2x^2 - x$

b $2\sin^2(A) - \sin(A)$

49.

a $2C^2 + C - 1$

b $2\cos^2(\phi) + \cos(\phi) - 1$

53.

a $1 - 2T + T^2$

b $1 - 2\tan(\theta) + \tan^2(\theta)$

57.

a $3(3m + 5n)$

b $3(3\cos(\alpha) + 5\cos(\beta))$

61.

a $(3C + 1)(3C - 1)$

b $(3\cos(\beta) + 1)(3\cos(\beta) - 1)$

65.

a $(t - 5)(t + 4)$

b $(\tan(\theta) - 5)(\tan(\theta) + 4)$

69.

a $(6S + 1)(S - 1)$

b $(6\sin(\alpha) + 1)(\sin(\alpha) - 1)$

47.

a $ab - 3a^2$

b $\tan(A)\tan(B) - 3\tan^2(A)$

51.

a $a^2 - b^2$

b $\cos^2(\theta) - \cos^2(\phi)$

55.

a $T^4 - 4$

b $\tan^4(\theta) - 4$

59.

a $5r(r - 2q)$

b $5\tan(C)(\tan(C) - 2\tan(B))$

63.

a $2T^2(3T - 4)$

b $2\tan^2(A)(3\tan(A) - 4)$

67.

a $(3c - 1)(c + 1)$

b $(3\cos(B) - 1)(\cos(B) + 1)$

5.2 · Solving Equations

· Homework 5.2

1. 70°

3. 40°

5. I: 18° ; II: 162° ; III: 198° ; IV: 342°
 7. I: 52° ; II: 128° ; III: 232° ; IV: 308°

9.

a 0, 4, 2, 0, 4
 b -1 or 2

13.

a $0, \frac{2-\sqrt{2}}{2}, \frac{1-\sqrt{3}}{2}, -1$
 b 270°

15. $x = 5, -3$ 19. $\theta = 30^\circ$ or $\theta = 210^\circ$ 23. $\theta = 210^\circ$ or $\theta = 330^\circ$ 27. $\theta = 0^\circ$ or $\theta = 180^\circ$ 31. $\theta = 45^\circ, \theta = 135^\circ, \theta = 225^\circ,$
or $\theta = 315^\circ$ 33. $\theta = 104.04^\circ$ or $\theta = 284.04^\circ$ 37. $\theta = 188.21^\circ$ or $\theta = 351.79^\circ$ 39. $A = 135^\circ$ or $A = 315^\circ$ 43. $B = 90^\circ$ or $B = 270^\circ$ 47. $t = 202^\circ$ or $t = 338^\circ$ 51. $\phi = 146^\circ$ or $\phi = 214^\circ$ 53. $\theta = 54.74^\circ, \theta = 125.26^\circ, \theta = 234.74^\circ,$ or $\theta = 305.26^\circ$ 57. $\theta = 60^\circ, \theta = 180^\circ,$ or $\theta = 300^\circ$ 61. $\theta = 78.69^\circ, \theta = 108.43^\circ,$
 $\theta = 258.69^\circ,$ or $\theta = 288.43^\circ$ 65. 17.22° 67. 35.66°

11.

a $1, \frac{\sqrt{3}+1}{2}, \sqrt{2}, \frac{\sqrt{3}+1}{2}$ b 45° 17. $x = -3, 1, 2$ 21. $\theta = 60^\circ$ or $\theta = 300^\circ$ 25. $\theta = 225^\circ$ or $\theta = 315^\circ$ 29. $\theta = 60^\circ, \theta = 120^\circ, \theta = 240^\circ,$
or $\theta = 300^\circ$ 35. $\theta = 53.13^\circ$ or $\theta = 306.87^\circ$ 41. $\phi = 210^\circ$ or $\phi = 330^\circ$ 45. $\theta = 210^\circ$ or $\theta = 330^\circ$ 49. $B = 22^\circ$ or $B = 202^\circ$ 55. $\theta = 0^\circ, \theta = 180^\circ,$
 $\theta = 191.54^\circ,$ or $\theta = 348.46^\circ$ 59. $\theta = 26.57^\circ, \theta = 161.57^\circ,$
 $\theta = 206.57^\circ,$ or $\theta = 341.57^\circ$ 63. $\theta = 0^\circ$

5.3 · Trigonometric Identities

· Homework 5.3

1. not an identity

5. identity

9. not an identity

13. identity

17. $(1 + \sin(w))(1 - \sin(w)) = 1 - \sin^2(w) = \cos^2(w)$

3. not an identity

7. not an identity

11. not an identity

15. identity

19.

$$\begin{aligned} (\cos(\theta) - \sin(\theta))^2 &= \cos^2(\theta) - 2\cos(\theta)\sin(\theta) + \sin^2(\theta) \\ &= (\cos^2(\theta) + \sin^2(\theta)) - 2\sin(\theta)\cos(\theta) = 1 - 2\sin(\theta)\cos(\theta) \end{aligned}$$

$$\mathbf{21.} \quad \tan(\theta)\cos(\theta) = \frac{\sin(\theta)}{\cos(\theta)} \cdot \cos(\theta) = \sin(\theta)$$

23.

$$\begin{aligned} \cos^4(x) - \sin^4(x) &= (\cos^2(x) - \sin^2(x))(\cos^2(x) + \sin^2(x)) \\ &= (\cos^2(x) - \sin^2(x))(1) = \cos^2(x) - \sin^2(x) \end{aligned}$$

$$\mathbf{25.} \quad \frac{\sin(u)}{1 + \cos(u)} \cdot \frac{1 - \cos(u)}{1 - \cos(u)} = \frac{\sin(u)(1 - \cos(u))}{1 - \cos^2(u)} = \frac{\sin(u)(1 - \cos(u))}{\sin^2(u)} = \frac{1 - \cos(u)}{\sin(u)}$$

27. 1**29.** 1**31.** $\sin^2(A)$ **33.** $\tan^2(z)$ **35.** 3**37.** 1**39.** 6**41.** $\cos(2\theta)$ **43.** $\cos(\theta)$ **45.** $\sin(2t)$ **47.** $1 + 2\sin(\theta) + \sin^2(\theta)$ **49.** $3\cos^2(\phi) - 2$ **51.** $\theta = 90^\circ, \theta = 180^\circ, \theta = 270^\circ$ **53.** $\theta = 90^\circ, \theta = 210^\circ, \theta = 330^\circ$ **55.** $\theta = 210^\circ, \theta = 330^\circ$ **57.** $\theta = 18.43^\circ, \theta = 198.43^\circ$

$$\mathbf{59.} \quad \sin(A) = \frac{-5}{13}, \quad \tan(A) = \frac{-5}{12}$$

$$\mathbf{61.} \quad \cos(\phi) = \frac{-4\sqrt{3}}{7}, \quad \tan(\phi) = \frac{-1}{4\sqrt{3}}$$

$$\mathbf{63.} \quad \sin(\theta) = \frac{-1}{\sqrt{5}}, \quad \cos(\theta) = \frac{2}{\sqrt{5}}$$

$$\mathbf{65.} \quad \sin(\theta) = \frac{-3}{5}, \quad \cos(\theta) = \frac{-4}{5}$$

$$\mathbf{67.} \quad \sin(\theta) = \frac{\sqrt{3}}{2}, \quad \cos(\theta) = \frac{-1}{2}, \quad \tan(\theta) = \sqrt{3}$$

$$\mathbf{69.} \quad \sin(\beta) = \frac{2}{\sqrt{5}}, \quad \cos(\beta) = \frac{-1}{\sqrt{5}}, \quad \tan(\beta) = -2$$

71.

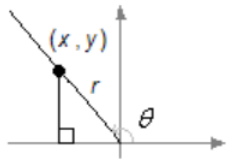
$$\sin(C) = \frac{1}{\sqrt{5}}, \quad \cos(C) = \frac{2}{\sqrt{5}}, \quad \tan(C) = \frac{1}{2}$$

$$\text{or } \sin(C) = \frac{1}{\sqrt{5}}, \quad \cos(C) = \frac{-2}{\sqrt{5}}, \quad \tan(C) = \frac{-1}{2}$$

$$73. \quad \frac{\tan(\alpha)}{1 + \tan(\alpha)} = \frac{\frac{\sin(\alpha)}{\cos(\alpha)}}{1 + \frac{\sin(\alpha)}{\cos(\alpha)}} \cdot \frac{\cos(\alpha)}{\cos(\alpha)} = \frac{\sin(\alpha)}{\sin(\alpha) + \cos(\alpha)}$$

$$75. \quad \frac{1 + \tan^2(\beta)}{1 - \tan^2(\beta)} = \frac{\frac{1}{\cos^2(\beta)}}{1 - \frac{\sin^2(\beta)}{\cos^2(\beta)}} \cdot \frac{\cos^2(\beta)}{\cos^2(\beta)} = \frac{1}{\cos^2(\beta) - \sin^2(\beta)}$$

77.



a By the distance formula, $\sqrt{x^2 + y^2} = r$, or $x^2 + y^2 = r^2$.

b $\frac{x^2}{r^2} + \frac{y^2}{r^2} = 1$

c $\left(\frac{x}{r}\right)^2 + \left(\frac{y}{r}\right)^2 = 1$

d $(\cos(\theta))^2 + (\sin(\theta))^2 = 1$

5.4 · Chapter 5 Summary and Review

· Chapter 5 Review Problems

1. $\frac{-3}{4\sqrt{2}}$

3. $\frac{1}{\sqrt{6}}$

5.

a 0.8660

b 0.9848; No

7.

a 1.4821

b 1.4821; Yes

9. $5 \sin(x) - 2 \sin(x) \cos(y) - \cos(y)$

11. $2 \tan(\theta) - 10 \tan^2(\theta)$

13. Not equivalent

15. Equivalent

17. $2 \cos^2 \alpha + \cos \alpha - 6$

19. $\tan^2(\phi) - 2 \tan(\phi) \cos(\phi) + \cos^2(\phi)$

21. $6(2 \sin(3x) - \sin(2x))$

23. $(1 + 3 \tan(\theta))(1 - 3 \tan(\theta))$

25. $\cos(\alpha) + \sin(\alpha)$

27. $\frac{3}{2}$

29. $\frac{3 \tan(C) + 2}{\tan(C) - 2}$

31. $51.32^\circ, 308.68^\circ$

33. $90^\circ, 270^\circ, 120^\circ, 240^\circ$

35. $90^\circ, 210^\circ, 330^\circ$

37. $30^\circ, 150^\circ, 210^\circ, 330^\circ$

39. $0^\circ, 120^\circ, 240^\circ$

41. $57.99^\circ, 237.99^\circ$

43. $90^\circ, 270^\circ$

45. 33.17°

47. Identity

49. Not an identity

51. Not an identity

53. Identity

55. $\frac{1 - \cos^2(\alpha)}{\tan(\alpha)} = \sin^2(\alpha) \cdot \frac{\cos(\alpha)}{\sin(\alpha)} = \sin(\alpha) \cos(\alpha)$

57.

$$\frac{\frac{\sin(\theta)}{\cos(\theta)} - \sin(\theta) \cos(\theta)}{\sin(\theta) \cdot \frac{\sin(\theta)}{\cos(\theta)}} = \frac{\sin(\theta) - \sin(\theta) \cos^2(\theta)}{\sin^2(\theta)}$$

$$= \frac{\sin(\theta)(1 - \cos^2(\theta))}{\sin^2(\theta)} = \frac{\sin(\theta) \sin^2(\theta)}{\sin^2(\theta)} = \sin(\theta)$$

59. $\frac{1}{\sin(\theta) \cos(\theta)}$

61. 1

63. 0

65. 1

67. $\frac{1}{\cos^2(\beta)}$

69. $\sin(x)$

71. $\sin(\beta) = \frac{-6}{\sqrt{85}}, \cos(\beta) = \frac{-7}{\sqrt{85}}, \tan(\beta) = \frac{6}{7}$

73. $\sin(\alpha) = \frac{\sqrt{21}}{5}, \cos(\alpha) = \frac{-2}{5}, \tan(\alpha) = \frac{-\sqrt{21}}{2}$

75. $0^\circ, 180^\circ, 270^\circ$

77. $135^\circ, 315^\circ$

79. $0^\circ, 60^\circ, 180^\circ, 300^\circ$

81. $0^\circ, 180^\circ$

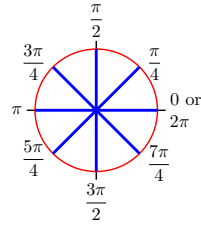
6 · Radians

6.1 · Arclength and Radians

· Homework 6.1

1.

| | | | | | | | | | |
|---------|----|-----------------|-----------------|------------------|-------|------------------|------------------|------------------|--------|
| Radians | 0 | $\frac{\pi}{4}$ | $\frac{\pi}{2}$ | $\frac{3\pi}{4}$ | π | $\frac{5\pi}{4}$ | $\frac{3\pi}{2}$ | $\frac{7\pi}{4}$ | 2π |
| Degrees | 0° | 45° | 90° | 135° | 180° | 225° | 270° | 315° | 360° |



3.

a $120^\circ = \frac{2\pi}{3}$ radians

c $480^\circ = \frac{8\pi}{3}$ radians

b $240^\circ = \frac{4\pi}{3}$ radians

d $600^\circ = \frac{10\pi}{3}$ radians

5.

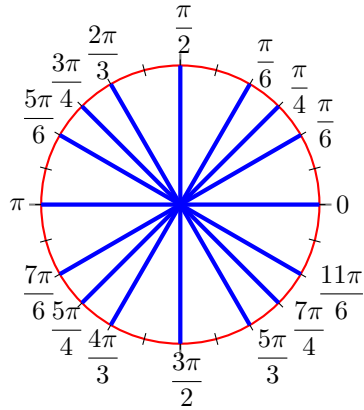
a $45^\circ = \frac{\pi}{4}$ radians

c $225^\circ = \frac{5\pi}{4}$ radians

b $135^\circ = \frac{3\pi}{4}$ radians

d $315^\circ = \frac{7\pi}{4}$ radians

7.



9.

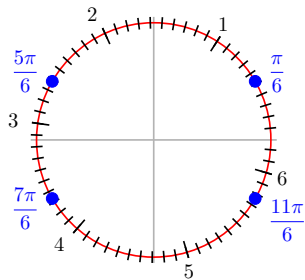
a 0.52

b 2.62

c 3.67

d 5.76

11.



13. 2.09

15. 2.62

17. 0.52

19. 2.36

21.

a II

b IV

c IV

d I

23.

a III

b II

c I

d IV

25.

| | | | |
|---------|-----------------|-----------------|-----------------|
| Radians | $\frac{\pi}{6}$ | $\frac{\pi}{4}$ | $\frac{\pi}{3}$ |
| Degrees | 30° | 45° | 60° |

27.

| | | | |
|---------|------------------|------------------|------------------|
| Radians | $\frac{7\pi}{6}$ | $\frac{5\pi}{4}$ | $\frac{4\pi}{3}$ |
| Degrees | 210° | 225° | 240° |

29.

a 1.31

b 4.12

c 5.71

31.

a 45.8°

b 200.5°

c 292.2°

33. 5.86 in

35. 4.13 m

37. 160.42°

39.

a $\frac{5\pi}{6}$

b 32.72 ft

41. $\frac{8}{67}$ radians $\approx 6.84^\circ$

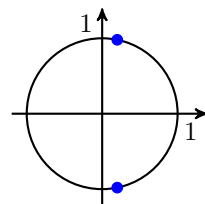
43.

a $33,000\pi \approx 103,672.6$ in

b $33,000\pi \approx 103.672.6$ in per min

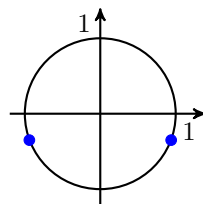
45. $170\pi \approx 534.1$ m per min

47.



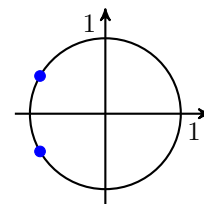
$(0.2, 0.98),$
 $(0.2, -0.98)$

49.



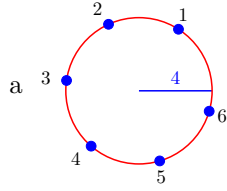
$(0.94, -0.35),$
 $(-0.94, -0.35)$

51.



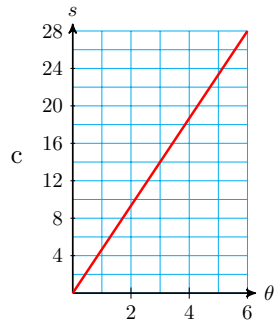
$\left(\frac{-\sqrt{3}}{2}, \frac{1}{2}\right),$
 $\left(\frac{-\sqrt{3}}{2}, \frac{-1}{2}\right)$

53.



b

| | | | | | | |
|----------|---|---|----|----|----|----|
| θ | 1 | 2 | 3 | 4 | 5 | 6 |
| s | 4 | 8 | 12 | 16 | 20 | 24 |



$m = 4$

d Arclength doubles; arclength triples

55.

a $\frac{\pi}{10}$ radians per min

b $\frac{10\pi}{9}$ radians per sec

57.

a $\frac{\theta}{2\pi}$

b $\frac{3}{8}, \frac{5}{6}, \frac{7}{12}$

59. 32.5 cm^2

6.2 • The Circular Functions

• Homework 6.2

1.

| | | | | |
|-----|----------------------|-----------------------|-----------------------|-----------------------|
| | a | b | c | d |
| t | $\frac{\pi}{4}$ | $\frac{3\pi}{4}$ | $\frac{5\pi}{4}$ | $\frac{7\pi}{4}$ |
| x | $\frac{1}{\sqrt{2}}$ | $\frac{-1}{\sqrt{2}}$ | $\frac{-1}{\sqrt{2}}$ | $\frac{1}{\sqrt{2}}$ |
| y | $\frac{1}{\sqrt{2}}$ | $\frac{1}{\sqrt{2}}$ | $\frac{-1}{\sqrt{2}}$ | $\frac{-1}{\sqrt{2}}$ |

3.

| | | | | |
|-----|----------------------|----------------------|-----------------------|-----------------------|
| | a | b | c | d |
| t | $\frac{\pi}{3}$ | $\frac{2\pi}{3}$ | $\frac{4\pi}{3}$ | $\frac{5\pi}{3}$ |
| x | $\frac{1}{2}$ | $\frac{-1}{2}$ | $\frac{-1}{2}$ | $\frac{1}{2}$ |
| y | $\frac{\sqrt{3}}{2}$ | $\frac{\sqrt{3}}{2}$ | $\frac{-\sqrt{3}}{2}$ | $\frac{-\sqrt{3}}{2}$ |

5.

a

$$\begin{aligned} \sin(0.4) &\approx 0.39, \cos(0.4) \approx 0.92, \tan(0.4) \approx 0.42 \end{aligned}$$

b

$$\begin{aligned} \sin(1.2) &\approx 0.93, \cos(1.2) \approx 0.36, \tan(1.2) \approx 2.6 \end{aligned}$$

c

$$\begin{aligned} \sin(2) &\approx 0.91, \cos(2) \approx -0.42, \tan(2) \approx -2.2 \end{aligned}$$

7.

a

$$\begin{aligned} \sin(2.8) &\approx 0.33, \cos(2.8) \approx -0.94, \tan(2.8) \approx -0.36 \end{aligned}$$

b

$$\begin{aligned} \sin(3.5) &\approx -0.35, \cos(3.5) \approx -0.94, \tan(3.5) \approx 0.37 \end{aligned}$$

c

$$\begin{aligned} \sin(5) &\approx -0.96, \cos(5) \approx 0.28, \tan(5) \approx -3.3 \end{aligned}$$

9. $t \approx 1.27$ or $t \approx 5$

11. $t \approx 3.92$ or $t \approx 5.5$

13. $t \approx 2.72$ or $t \approx 5.87$

15. II

17. II

19. III

21. Negative

23. Positive

25. Positive

27. $\sin(3.5), \sin(0.5), \sin(2.5), \sin(1.5)$

29. $\cos(3), \cos(4), \cos(2), \cos(5)$

31. January 1: 4:24, April 1: 6:45, July 1: 8:02, October 1: 5:55

33. 1.34

35. 0.84

37. 0.02

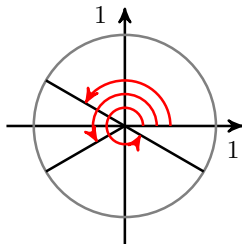
39. $\frac{1}{12}\pi$

41. $\frac{1}{3}\pi$

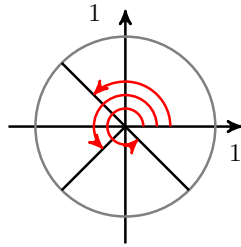
43. $\frac{1}{4}\pi$

45.

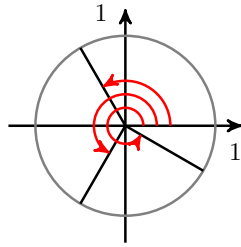
a $\frac{5\pi}{6}, \frac{7\pi}{6}, \frac{11\pi}{6}$



b $\frac{3\pi}{4}, \frac{5\pi}{4}, \frac{7\pi}{4}$



c $\frac{2\pi}{3}, \frac{4\pi}{3}, \frac{5\pi}{3}$



47.

| θ | $\sin(\theta)$ | $\cos(\theta)$ | $\tan(\theta)$ |
|------------------|-----------------------|-----------------------|----------------------|
| $\frac{7\pi}{6}$ | $-\frac{1}{2}$ | $-\frac{\sqrt{3}}{2}$ | $\frac{1}{\sqrt{3}}$ |
| $\frac{5\pi}{4}$ | $-\frac{\sqrt{2}}{2}$ | $-\frac{\sqrt{2}}{2}$ | 1 |
| $\frac{4\pi}{3}$ | $-\frac{\sqrt{3}}{2}$ | $\frac{1}{2}$ | $\sqrt{3}$ |

49. $\frac{1}{4}$

51. $-\frac{3 + \sqrt{3}}{3}$

53. $\frac{3 - 6\sqrt{3}}{4}$

55.

57.

$(\cos(2.5), \sin(2.5)) \approx (\cos(8.5), \sin(8.5)) \approx$
 $(-0.8, 0.6) \quad (-0.6, 0.8)$

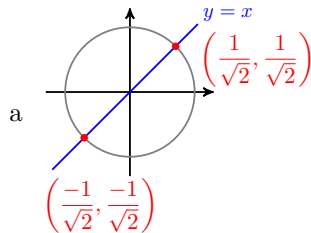
59. $\cos(5) \approx 0.28$ mi east, $\sin(5) \approx -0.96$ mi north, or about 0.96 mi south

61. 1.75

63. 5.8

65. 3.84

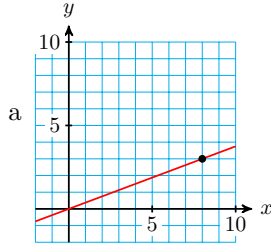
67.



Intersections: $\left(\frac{1}{\sqrt{2}}, \frac{1}{\sqrt{2}}\right)$ and $\left(\frac{-1}{\sqrt{2}}, \frac{-1}{\sqrt{2}}\right)$

b $\left(\cos\left(\frac{\pi}{4}\right), \sin\left(\frac{\pi}{4}\right)\right)$ and $\left(\cos\left(\frac{5\pi}{4}\right), \sin\left(\frac{5\pi}{4}\right)\right)$

69.



$$m = \frac{3}{8}$$

b $\tan^{-1}\left(\frac{3}{8}\right) \approx 0.3588$

71. $y - 2 = \sqrt{3}(x - 4)$

73. $y + 8 = (\tan(2.4))(x - 5)$ or
 $y + 8 = -0.916(x - 5)$

75. Any point (x, y) on the terminal side of θ satisfies $\cos(\theta) = \frac{x}{r}$, $\sin(\theta) = \frac{y}{r}$. For the point P where $r = 1$, $\cos(\theta) = x$, $\sin(\theta) = y$. The arc of length t is spanned by an angle θ in standard position. Because arclength is $r\theta$ and $r = 1$, $t = \theta$, so $x = \cos(t)$, $y = \sin(t)$.

77. The two right triangles shown are similar, so their sides are proportional. The hypotenuse of the large triangle is r times the hypotenuse of the small triangle, so the two legs of the large triangle must be r times the legs of the small triangle. Thus, because the coordinates of the vertex on the unit circle are $(\cos(\theta), \sin(\theta))$, the coordinates of P must be $(r \cos(\theta), r \sin(\theta))$.

79. 71 m west, 587 m north

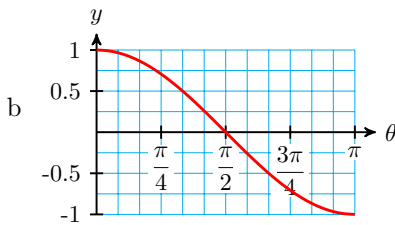
6.3 · Graphs of the Circular Functions

· Homework 6.3

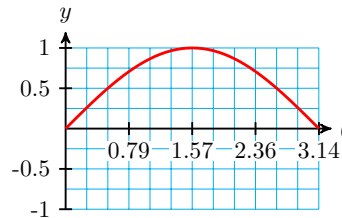
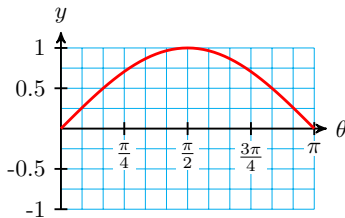
1.

a

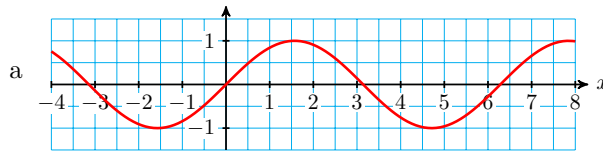
| θ | 0 | $\frac{\pi}{12}$ | $\frac{\pi}{6}$ | $\frac{\pi}{4}$ | $\frac{\pi}{3}$ | $\frac{5\pi}{12}$ | $\frac{\pi}{2}$ | $\frac{7\pi}{12}$ | $\frac{2\pi}{3}$ | $\frac{3\pi}{4}$ | $\frac{5\pi}{6}$ | $\frac{11\pi}{12}$ | π |
|----------------|---|------------------|-----------------|-----------------|-----------------|-------------------|-----------------|-------------------|------------------|------------------|------------------|--------------------|-------|
| $\cos(\theta)$ | 1 | 0.97 | 0.87 | 0.71 | 0.50 | 0.26 | 0 | -0.26 | -0.50 | -0.71 | -0.87 | -0.97 | -1 |



3.

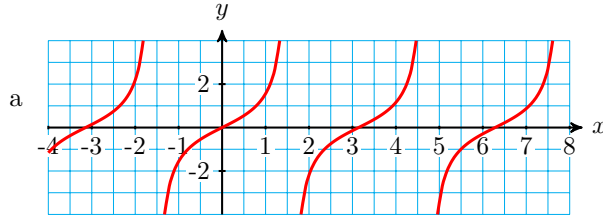


5.



b Domain: $(-\infty, \infty)$, range: $[-1, 1]$

7.



b Domain: $x \neq \frac{n\pi}{2}$, n an odd integer, range: $(-\infty, \infty)$

9.

a $x \approx 0.7$ or $x \approx 2.4$

b $x \approx 0.36$ or $x \approx 2.78$

11.

a $x \approx 2$ or $x \approx 4.3$

b $x \approx 2.5$ or $x \approx 3.79$

13. $x \approx 1.3$ or $x \approx 4.5$

15. $x \approx 2.7$ or $x \approx 5.8$

17. $x \approx 1.4$ or $x \approx 4.5$

19. $x \approx 2.2$ or $x \approx 5.3$

21. I: 0.5, II: 2.7, III: 3.6, IV: 5.8

23. I: 0.6, II: 2.6, III: 3.7, IV: 5.7

25. I: 1.3, II: 1.8, III: 4.5, IV: 4.9

27. $t \approx 0.74$ or $t \approx 5.55$

29. $t \approx 1.01$ or $t \approx 4.15$

31. $x \approx 3.94$ or $x \approx 5.48$

33. $t = \frac{3\pi}{2}$

35. $x = \frac{\pi}{4}$ or $x = \frac{5\pi}{4}$

37. $z = \frac{\pi}{3}$ or $z = \frac{5\pi}{3}$

39. $s = \frac{2\pi}{3}$ or $s = \frac{5\pi}{3}$

41. $t = \frac{5\pi}{4}$ or $t = \frac{7\pi}{4}$

43. $x = \frac{5\pi}{6}$ or $x = \frac{7\pi}{6}$

45.

a 0.78

b 1.12

47.

a 0.26

b 1.28

49.

a -0.9

b No solution

51.

a $\frac{1}{\sqrt{2}}$

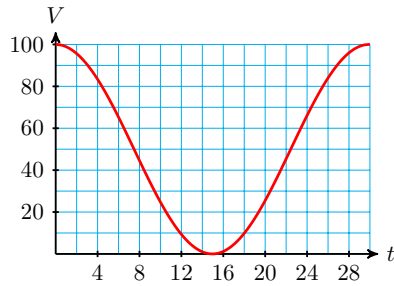
b 0.9

53. $-6\sqrt{2}$

55. $-4\sqrt{3}$

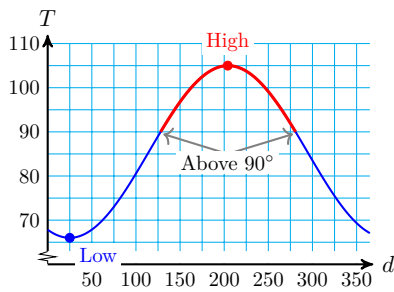
57. 6

59. b-c.



d. $t \approx 10$ and $t \approx 20$ e. $t \approx 7.5$ to $t \approx 22$

61. b-c.



d. High: day 204, 105° ; low: day 25, 66° e. $d \approx 128$ to $d \approx 281$

63.

65.

a $-0.8, 0.6, \frac{-4}{3}$

a $0.92, -0.39, \frac{-92}{39}$

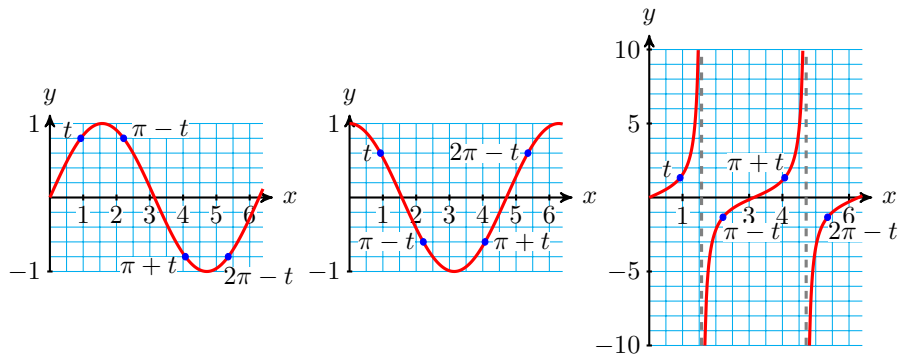
b $0.8, -0.6, \frac{-4}{3}$

b $-0.92, 0.39, \frac{-92}{39}$

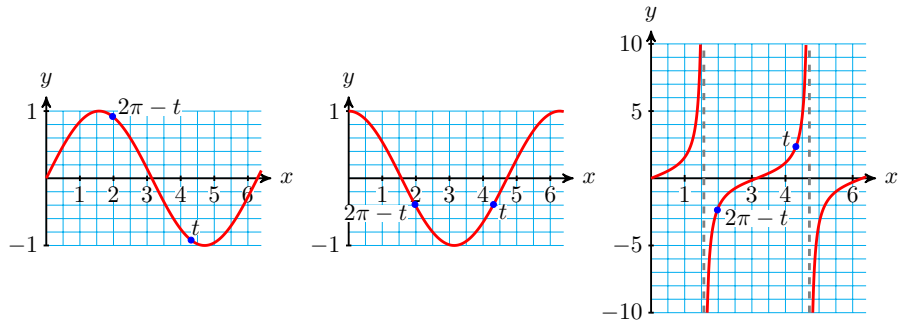
c $-0.8, -0.6, \frac{4}{3}$

c $0.92, 0.39, \frac{92}{39}$

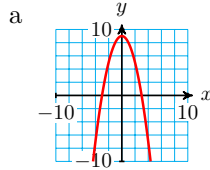
67.



69.

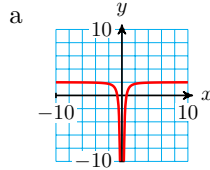


71.



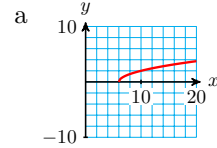
b Domain: $(-\infty, \infty)$, range: $(-\infty, 9]$

73.



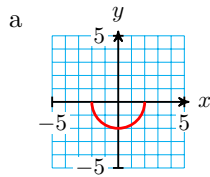
b Domain: $x \neq 0$, range: $(-\infty, 2)$

75.



b Domain: $[6, \infty)$, range: $[0, \infty)$

77.

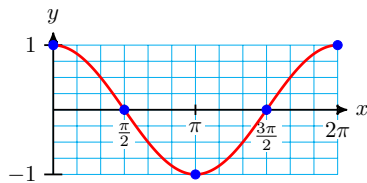


b Domain: $[-2, 2]$, range: $[-2, 0]$

79.

a

| | | | | | |
|-----------|---|-----------------|-------|------------------|--------|
| x | 0 | $\frac{\pi}{2}$ | π | $\frac{3\pi}{2}$ | 2π |
| $\cos(x)$ | 1 | 0 | -1 | 0 | 1 |



b Domain: $(-\infty, \infty)$, Range: $[-1, 1]$

6.4 · Chapter 6 Summary and Review

· Chapter 6 Review Problems

1.

a $\frac{5\pi}{12}$ b $\frac{7\pi}{6}$ c $\frac{17\pi}{9}$

3.

a 0.47

b 2.48

c 3.80

5.

7.

a b c a b c
 150° 54° 230° 114.59206.2645.84°

9.

a $\frac{4\pi}{3}$

b $\frac{7\pi}{6}$

c $\frac{9\pi}{4}$

11.

a $\frac{1}{8}$

b $\frac{5}{16}$

c $\frac{7}{6}$

13.

a II

b I

c IV

15.

a 0.006, 2.17, 0.0379

b 0.0379

17. 6885 mph

19.

a 0

b $\frac{-8}{\sqrt{3}}$

c $\frac{-1}{2}$

21.

a (0.5, 0.8)

b (-0.4, 0.9)

c (-1.0, 0.1)

23.

a $(r \cos(\alpha), r \sin(\alpha))$

c $(-r \cos(\alpha), -r \sin(\alpha))$

b $(-r \cos(\alpha), r \sin(\alpha))$

d $(r \cos(\alpha), -r \sin(\alpha))$

25. 6π

27. >

29. <

31. 9.86

33. -1.33

35.

a $\frac{\pi}{6}$

b $\frac{\pi}{4}$

c $\frac{3\pi}{8}$

d $\frac{5\pi}{12}$

37.

a 0.34

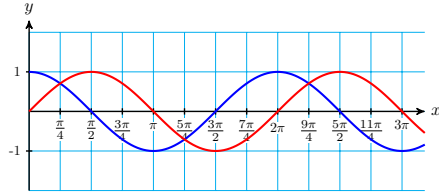
b 0.76

c 1.25

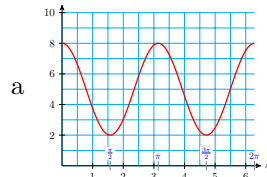
d 1.5

39. 158.2°

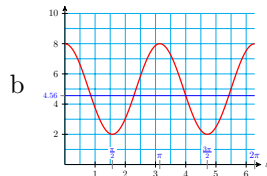
41.



43.

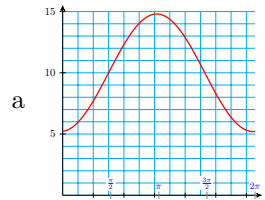


mid:
 $y = 5$,
amp: 3,
period:
 π

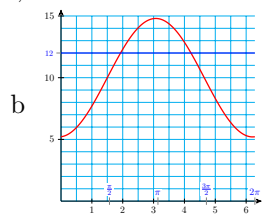


0.86, 2.28, 4.00, 5.42

45.



mid:
 $y = 10$,
amp:
4.8,
period:
 2π



1.93, 4.2

47. $\frac{5\pi}{12}, \frac{17\pi}{12}$

49. $\frac{\pi}{3}, \frac{2\pi}{3}$

51. π

53. 1.37, 4.51

55. 6.02, 3.40

57. 0.32, 5.97

59.

a 1.21, 5.07

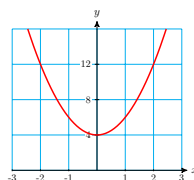
b 0.9394

61.

a 0.40, 2.74

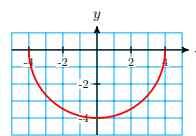
b 0.3827

63.



Dom: all real
numbers, Rge:
 $y \geq 4$

65.



Dom: $-4 \leq s \leq 4$,
Rge: $-4 \leq y \leq 0$

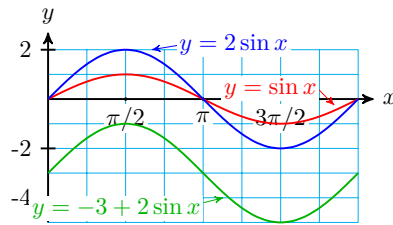
67.

- a $x^2 + y^2 = 1$
- b $(\cos(t), \sin(t))$
- c $\cos^2(t) + \sin^2(t) = 1$
- d Yes

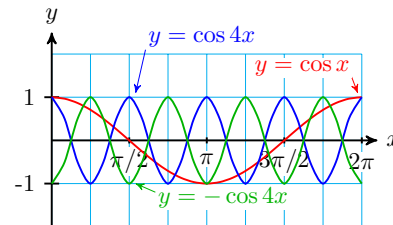
7 · Circular Functions
7.1 · Transformations of Graphs
· Homework 7-1

- 1. amplitude 2, period 2π , midline $y = -3$
- 3. amplitude 1, period $\frac{\pi}{2}$, midline $y = 0$
- 5. amplitude 5, period 6π , midline $y = 0$
- 7. amplitude 1, period 2, midline $y = 1$

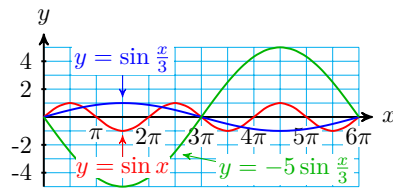
9.



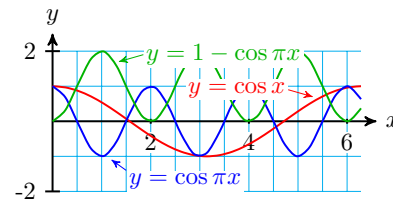
11.



13.



15.



- 17. $y = -2 \sin(x)$
- 21. $y = -0.75 \cos(x)$

19. $y = -2 \cos(x)$

23.

- a amplitude 2, period $\frac{2\pi}{3}$, midline $y = 0$
- b $y = -2 \sin(3x)$

25.

- a amplitude 3, period 2π , midline $y = 0$
- b $y = 3 \sin\left(\frac{x}{2}\right)$

27.

- a amplitude 0.5, period 4π , midline $y = 3.5$
- b $y = 0.5 \cos\left(\frac{x}{2}\right) + 3.5$

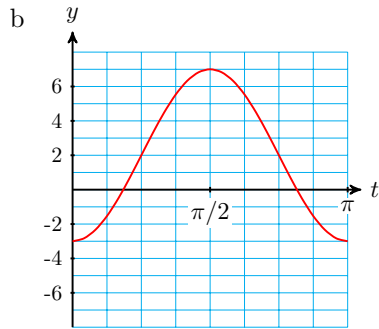
29.

- a amplitude 2, period 4, midline $y = -1$
- b $y = -1 + 2 \sin\left(\frac{\pi x}{2}\right)$

31.

| t | $2t$ | $\cos(2t)$ | $-5 \cos(2t)$ | $2 - 5 \cos(2t)$ |
|------------------|------------------|------------|---------------|------------------|
| 0 | 0 | 1 | -5 | -3 |
| $\frac{\pi}{4}$ | $\frac{\pi}{2}$ | 0 | 0 | 2 |
| $\frac{\pi}{2}$ | π | -1 | 5 | 7 |
| $\frac{3\pi}{4}$ | $\frac{3\pi}{2}$ | 0 | 0 | 2 |
| π | 2π | 1 | -5 | -3 |

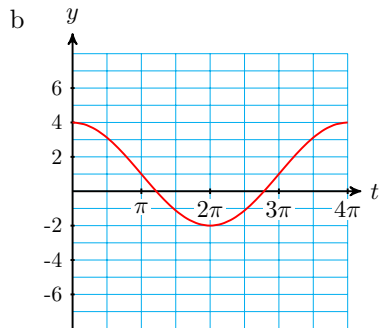
a



33.

| t | $\frac{t}{2}$ | $\cos\left(\frac{t}{2}\right)$ | $3 \cos\left(\frac{t}{2}\right)$ | $1 + 3 \cos\left(\frac{t}{2}\right)$ |
|--------|------------------|--------------------------------|----------------------------------|--------------------------------------|
| 0 | 0 | 1 | 3 | 4 |
| π | $\frac{\pi}{2}$ | 0 | 0 | 1 |
| 2π | π | -1 | -3 | -2 |
| 3π | $\frac{3\pi}{2}$ | 0 | 0 | 1 |
| 4π | 2π | 1 | 3 | 4 |

a

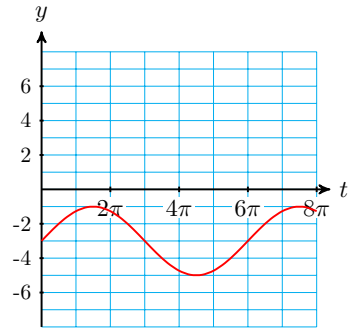


35.

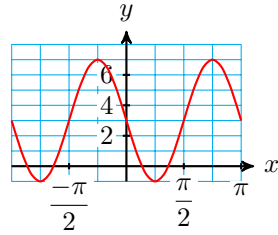
| t | $\frac{t}{3}$ | $\sin\left(\frac{t}{3}\right)$ | $2 \sin\left(\frac{t}{3}\right)$ | $-3 + 2 \sin\left(\frac{t}{3}\right)$ |
|------------------|------------------|--------------------------------|----------------------------------|---------------------------------------|
| 0 | 0 | 0 | 0 | -3 |
| $\frac{3\pi}{2}$ | $\frac{\pi}{2}$ | 1 | 2 | -1 |
| 3π | π | 0 | 0 | -3 |
| $\frac{9\pi}{2}$ | $\frac{3\pi}{2}$ | -1 | -2 | -5 |
| 6π | 2π | 0 | 0 | -3 |

a

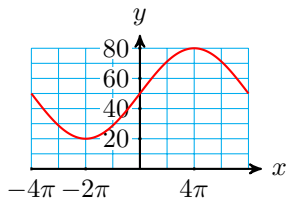
b



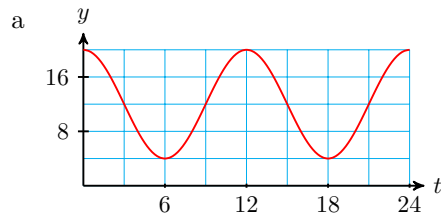
37.



41.

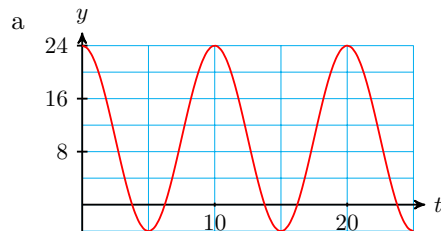


45.



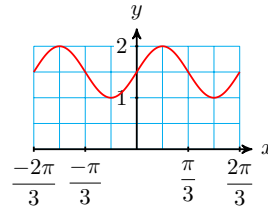
b $W(t) = 12 + 8 \cos\left(\frac{\pi t}{6}\right)$

47.

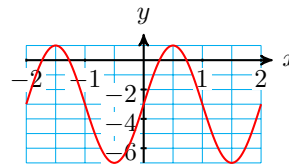


b $h = 10 + 14 \cos\left(\frac{\pi t}{5}\right)$

39.



43.



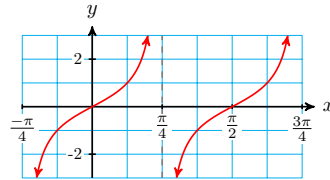
49. $H = 12 - 2.4 \cos\left(\frac{\pi t}{6}\right)$

51. $y = 155 \cos(120\pi t)$

53.

a

| | | | | | |
|-----------|------------------|------------------|-----|-----------------|-----------------|
| x | $-\frac{\pi}{4}$ | $-\frac{\pi}{8}$ | 0 | $\frac{\pi}{8}$ | $\frac{\pi}{4}$ |
| $\tan 2x$ | undef | -1 | 0 | 1 | undef |

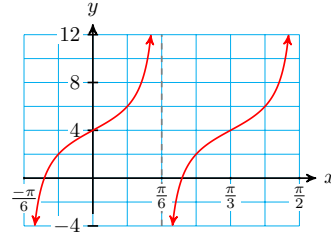


b period $\frac{\pi}{2}$, midline $y = 0$

55.

a

| | | | | | |
|-----------------|------------------|-------------------|-----|------------------|-----------------|
| x | $-\frac{\pi}{6}$ | $-\frac{\pi}{12}$ | 0 | $\frac{\pi}{12}$ | $\frac{\pi}{6}$ |
| $4 + 2 \tan 3x$ | undef | 2 | 0 | 6 | undef |

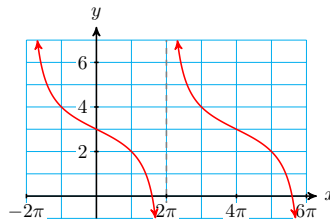


b period $\frac{\pi}{3}$, midline $y = 4$

57.

a

| | | | | | |
|------------------------------------|---------|--------|-----|-------|--------|
| x | -2π | $-\pi$ | 0 | π | 2π |
| $3 - \tan\left(\frac{x}{4}\right)$ | undef | 4 | 0 | 2 | undef |



b period 4π , midline $y = 3$

59. $\frac{\pi}{12}, \frac{5\pi}{12}, \frac{7\pi}{12}, \frac{11\pi}{12}, \frac{13\pi}{12}, \frac{17\pi}{12}, \frac{19\pi}{12}, \frac{23\pi}{12}$

61. $\frac{7\pi}{12}, \frac{11\pi}{12}, \frac{19\pi}{12}, \frac{23\pi}{12}$

63. $\frac{\pi}{12}, \frac{5\pi}{12}, \frac{3\pi}{4}, \frac{13\pi}{12}, \frac{17\pi}{12}, \frac{7\pi}{4}$

65. 1.83, 2.88, 4.97, 6.02

67. 4.19

69.

0.28, 1.81, 2.37, 3.91, 4.47, 6.00

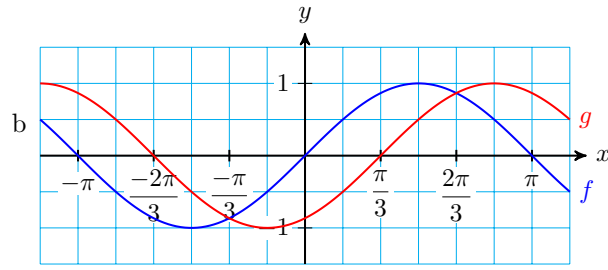
7.2 · The General Sinusoidal Function

· Homework 7-2

1.

a

| | | | | | | | | | | | | | |
|--------|----------------------|-------------------|-----------------------|------------------|-----------------------|------------------|-----------------------|-----------------|----------------------|-----------------|----------------------|------------------|----------------------|
| x | $-\pi$ | $-\frac{5\pi}{6}$ | $-\frac{2\pi}{3}$ | $-\frac{\pi}{2}$ | $-\frac{\pi}{3}$ | $-\frac{\pi}{6}$ | 0 | $\frac{\pi}{6}$ | $\frac{\pi}{3}$ | $\frac{\pi}{2}$ | $\frac{2\pi}{3}$ | $\frac{5\pi}{6}$ | π |
| $f(x)$ | 0 | $-\frac{1}{2}$ | $-\frac{\sqrt{3}}{2}$ | -1 | $-\frac{\sqrt{3}}{2}$ | $-\frac{1}{2}$ | 0 | $\frac{1}{2}$ | $\frac{\sqrt{3}}{2}$ | 1 | $\frac{\sqrt{3}}{2}$ | $\frac{1}{2}$ | 0 |
| $g(x)$ | $\frac{\sqrt{3}}{2}$ | $\frac{1}{2}$ | 0 | $-\frac{1}{2}$ | $-\frac{\sqrt{3}}{2}$ | -1 | $-\frac{\sqrt{3}}{2}$ | $-\frac{1}{2}$ | 0 | $\frac{1}{2}$ | $\frac{\sqrt{3}}{2}$ | 1 | $\frac{\sqrt{3}}{2}$ |



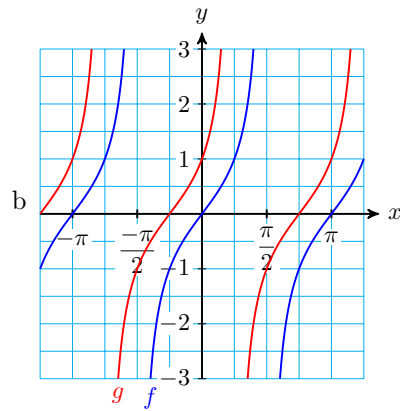
b $\frac{\pi}{3}$ to the right

d $\frac{5\pi}{6}$

e $-\frac{2\pi}{3}, \frac{\pi}{3}$

3.

| | | | | | | | | | |
|--------|--------|-------------------|------------------|------------------|-----|-----------------|-----------------|------------------|-------|
| x | $-\pi$ | $-\frac{3\pi}{4}$ | $-\frac{\pi}{2}$ | $-\frac{\pi}{4}$ | 0 | $\frac{\pi}{4}$ | $\frac{\pi}{2}$ | $\frac{3\pi}{4}$ | π |
| $f(x)$ | 0 | 1 | undef | -1 | 0 | 1 | undef | -1 | 0 |
| $g(x)$ | 1 | undef | -1 | 0 | 1 | undef | -1 | 0 | 1 |



c $\frac{\pi}{4}$ to the left

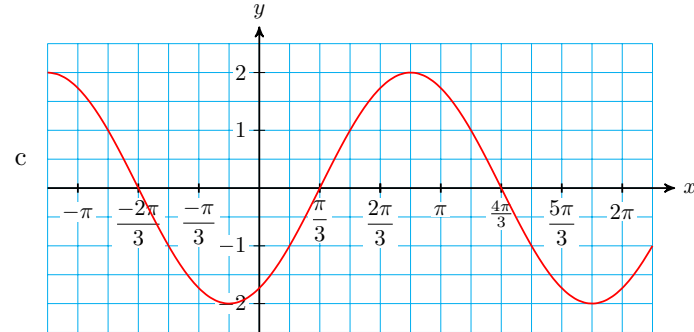
d $-\pi, 0, \pi$

e $-\frac{\pi}{4}, -\frac{3\pi}{4}$

5.

a amplitude 2, shift $\frac{\pi}{6}$ to the left

| x | $x + \frac{\pi}{6}$ | $\cos\left(x + \frac{\pi}{6}\right)$ | $-2\cos\left(x + \frac{\pi}{6}\right)$ |
|-------------------|---------------------|--------------------------------------|--|
| $-\frac{7\pi}{6}$ | $-\pi$ | -1 | 2 |
| $-\frac{2\pi}{3}$ | $-\frac{\pi}{2}$ | 0 | 0 |
| $-\frac{\pi}{6}$ | 0 | 1 | -2 |
| $\frac{\pi}{6}$ | $\frac{\pi}{2}$ | 0 | 0 |
| $\frac{5\pi}{6}$ | π | -1 | 2 |
| $\frac{4\pi}{3}$ | $\frac{3\pi}{2}$ | 0 | 0 |
| $\frac{11\pi}{6}$ | 2π | 1 | -2 |



d $\frac{\pi}{2}, \frac{7\pi}{6}$

e $\frac{\pi}{3}, \frac{4\pi}{3}$

7.

a $f(x) = \sin\left(x + \frac{\pi}{4}\right)$

b $f(x) = \cos\left(x - \frac{\pi}{4}\right)$

9.

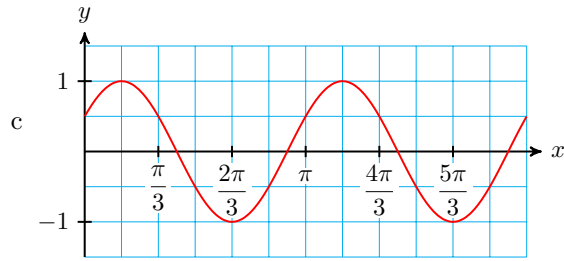
a $f(x) = \tan\left(x - \frac{\pi}{3}\right)$

b $f(x) = \tan\left(x + \frac{2\pi}{3}\right)$

11.

a period π , shift $\frac{\pi}{6}$ to the right

| x | $2x$ | $2x - \frac{\pi}{3}$ | $\cos\left(2x - \frac{\pi}{3}\right)$ |
|-------------------|-------------------|----------------------|---------------------------------------|
| $\frac{\pi}{6}$ | $\frac{\pi}{3}$ | 0 | 1 |
| $\frac{5\pi}{6}$ | $\frac{5\pi}{3}$ | $\frac{\pi}{2}$ | 0 |
| $\frac{12}{2\pi}$ | $\frac{4\pi}{3}$ | π | -1 |
| $\frac{11\pi}{6}$ | $\frac{11\pi}{3}$ | $\frac{3\pi}{2}$ | 0 |
| $\frac{12}{7\pi}$ | $\frac{6}{7\pi}$ | 2π | 1 |



d $\frac{\pi}{6}, \frac{7\pi}{6}$

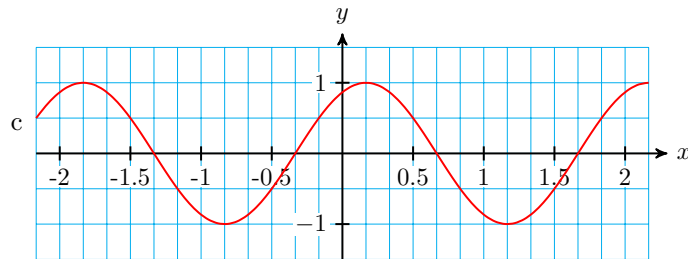
e $\frac{5\pi}{12}, \frac{11\pi}{12}, \frac{13\pi}{6}, \frac{23\pi}{12}$

13.

a period 2, shift $\frac{1}{3}$ to the left

| x | πx | $\pi x + \frac{\pi}{3}$ | $\sin\left(\pi x + \frac{\pi}{3}\right)$ |
|----------------|------------------|-------------------------|--|
| $-\frac{1}{3}$ | $-\frac{\pi}{3}$ | 0 | 0 |
| $\frac{1}{6}$ | $\frac{\pi}{6}$ | $\frac{\pi}{2}$ | 1 |
| $\frac{2}{3}$ | $\frac{2\pi}{3}$ | π | 0 |
| $\frac{7}{6}$ | $\frac{7\pi}{6}$ | $\frac{3\pi}{2}$ | -1 |
| $\frac{5}{3}$ | $\frac{5\pi}{3}$ | 2π | 0 |

b



d $\frac{-11}{6}, \frac{1}{6}$

e $\frac{-4}{3}, \frac{-1}{3}, \frac{2}{3}, \frac{5}{3}$

15.

a midline $y = 4$, period 4π , horizontal shift $\frac{\pi}{3}$ to the right, amplitude 3

| x | $\frac{x}{2}$ | $\frac{x}{2} - \frac{\pi}{6}$ | $\sin\left(\frac{x}{2} - \frac{\pi}{6}\right)$ | $3\sin\left(\frac{x}{2} - \frac{\pi}{6}\right) + 4$ |
|-------------------|-------------------|-------------------------------|--|---|
| $\frac{\pi}{3}$ | $\frac{\pi}{6}$ | 0 | 0 | 4 |
| $\frac{4\pi}{3}$ | $\frac{2\pi}{3}$ | $\frac{\pi}{2}$ | 1 | 7 |
| $\frac{7\pi}{3}$ | $\frac{7\pi}{6}$ | π | 0 | 3 |
| $\frac{10\pi}{3}$ | $\frac{5\pi}{3}$ | $\frac{3\pi}{2}$ | -1 | 1 |
| $\frac{13\pi}{3}$ | $\frac{13\pi}{6}$ | 2π | 0 | 4 |

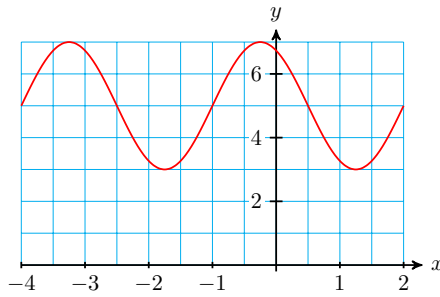
b



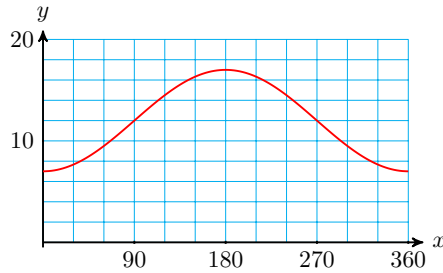
d no solution for $0 \leq x \leq 2\pi$

e $\frac{\pi}{3}$

17. $y = 2 \sin\left(\frac{2\pi}{3}(x + 4)\right) + 5$



19. $y = -5 \cos\left(\frac{\pi x}{180}\right) + 12$



21.

a $f(x) = 3 \sin\left(x + \frac{2\pi}{3}\right)$

b $f(x) = 3 \cos\left(x + \frac{\pi}{6}\right)$

25.

a $f(x) = 4 \sin\left[\frac{1}{4}\left(x - \frac{7\pi}{3}\right)\right]$

b $f(x) = -4 \cos\left[\frac{1}{4}\left(x - \frac{\pi}{3}\right)\right]$

23.

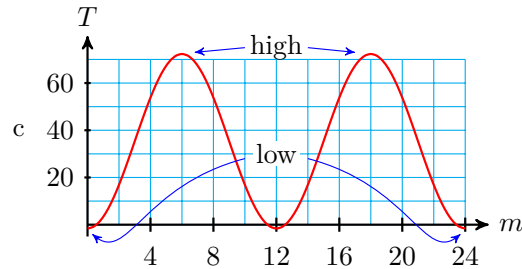
a $f(x) = 2 \sin\left(2\left(x - \frac{\pi}{4}\right)\right)$

b $f(x) = -2 \cos(2x)$

27.

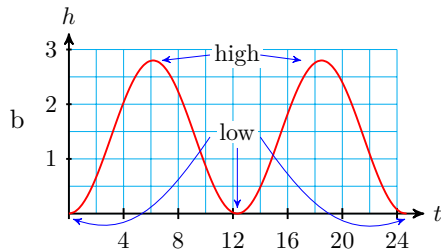
a midline $T = 35.35$, period 12, amplitude 36.95

b $T(m) = -36.95 \cos\left(\frac{\pi}{6}m\right) + 35.35$



29.

a midline $h = 1.4$, period $\frac{2\pi}{0.51} \approx 12.32$, amplitude 1.4



c high 11:10 am, low 5:19 pm

31.

a amplitude 3.2, period 2, midline $y = 2$

b $f(t) = 2 + 3.2 \cos(\pi t)$

33.

a amplitude 5, period 1, midline $y = 0$

b $H(x) = 5 \sin(2\pi x) + 5$

7.3 · Solving Equations

· Homework 7-3

1. $\frac{3\pi}{8}, \frac{7\pi}{8}, \frac{11\pi}{8}, \frac{15\pi}{8}$

3. $0, \frac{\pi}{2}, \pi, \frac{3\pi}{2}, 2\pi$

5. $\frac{2\pi}{9}, \frac{4\pi}{9}, \frac{8\pi}{9}, \frac{10\pi}{9}, \frac{14\pi}{9}, \frac{16\pi}{9}$

7. $\frac{\pi}{12}, \frac{5\pi}{12}, \frac{13\pi}{12}, \frac{17\pi}{12}$

9. $\frac{\pi}{18}, \frac{7\pi}{18}, \frac{13\pi}{18}, \frac{19\pi}{18}, \frac{25\pi}{18}, \frac{31\pi}{18}$

11. 0.491, 2.651, 3.632, 5.792

13. 0.540, 1.325, 2.110, 2.896, 3.681, 4.467, 5.252, 6.037

15. 1.114, 2.027, 3.209, 4.122, 5.303, 6.216

17. 0.702, 2.440, 3.843, 5.582

19. 0, 1, 2, 3, 4, 5, 6

21. $\frac{\pi}{6}, \frac{2\pi}{3}, \frac{7\pi}{6}, \frac{5\pi}{3}$

25. $\frac{3\pi}{2}$

29. 1.14, 1.62, 3.23, 3.72, 5.24, 5.81

33. 0.01, 3.39, 6.01

37. 0.423, 2.977, 4.423

41. 2.251

23. $\frac{5\pi}{12}, \frac{7\pi}{12}, \frac{13\pi}{12}, \frac{5\pi}{4}, \frac{7\pi}{4}, \frac{23\pi}{12}$

27. $\frac{7}{6}, \frac{11}{6}, \frac{19}{6}, \frac{23}{6}, \frac{31}{6}, \frac{35}{6}$

31. 0.44, 1.44, 2.44, 3.44, 4.44, 5.44

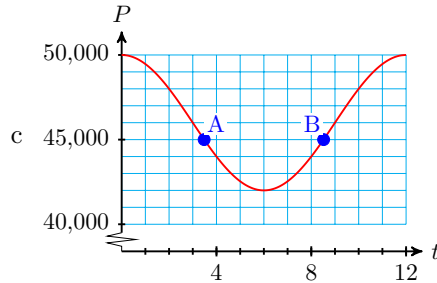
35. 0.564, 1.182, 2.658, 3.276, 4.752, 5.371

39. 1.165, 4.165

43.

a $P(t) = 4000 \cos\left(\frac{\pi}{6}t\right) + 46,000$

b $t = \cos^{-1}\left(\frac{-1}{4}\right) \cdot \frac{6}{\pi} \approx 3.48$ months (Dec) or $t = 12 - \cos^{-1}\left(\frac{-1}{4}\right) \cdot \frac{6}{\pi} \approx 8.52$ months (June)

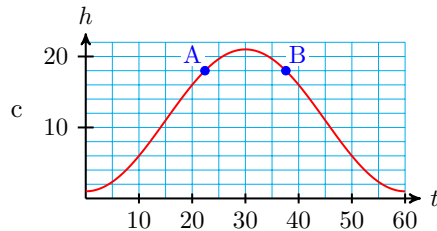


$P(t)$ is less than 45,000 between A and B.

45.

a $h(t) = 11 - 10 \cos\left(\frac{\pi}{30}t\right)$

b $t = \cos(-0.7) \cdot \frac{30}{\pi} \approx 22.40$ sec or $t = 60 - \cos(-0.7) \cdot \frac{30}{\pi} \approx 37.60$ sec



Delbert is above 18 m between A and B.

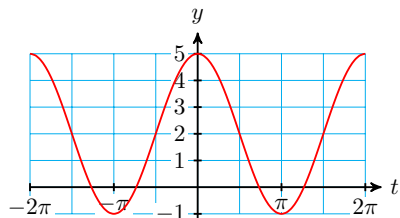
7.4 · Chapter 7 Summary and Review

· Review Problems

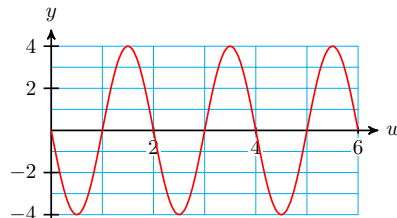
1. amp: 2, period: $\frac{2\pi}{3}$; mid: $y = 4$

3. amp: 2.5, period: 2; mid: $y = -2$

5.



7.



9. $y = 3 + 2 \sin(x)$

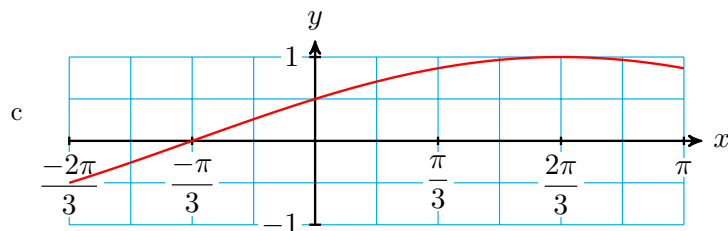
11. $y = 4 - 3 \sin\left(\frac{x}{4}\right)$

13.

a period: 4π , shift: $\frac{\pi}{3}$ left

| x | $\frac{x}{2}$ | $\frac{x}{2} + \frac{\pi}{6}$ | $\sin\left(\frac{x}{2} + \frac{\pi}{6}\right)$ |
|-------------------|------------------|-------------------------------|--|
| $-\frac{2\pi}{3}$ | $\frac{\pi}{3}$ | $-\frac{\pi}{6}$ | $-\frac{1}{2}$ |
| $-\frac{\pi}{3}$ | $\frac{\pi}{6}$ | 0 | 0 |
| 0 | 0 | $\frac{\pi}{6}$ | $\frac{1}{2}$ |
| $\frac{\pi}{6}$ | $\frac{\pi}{12}$ | $\frac{\pi}{4}$ | $\frac{\sqrt{2}}{2}$ |
| $\frac{\pi}{3}$ | $\frac{\pi}{6}$ | $\frac{\pi}{3}$ | $\frac{\sqrt{3}}{2}$ |
| $\frac{2\pi}{3}$ | $\frac{\pi}{3}$ | $\frac{\pi}{2}$ | 1 |
| π | $\frac{\pi}{2}$ | $\frac{2\pi}{3}$ | $\frac{\sqrt{3}}{2}$ |

b



c

d $\frac{2\pi}{3}$

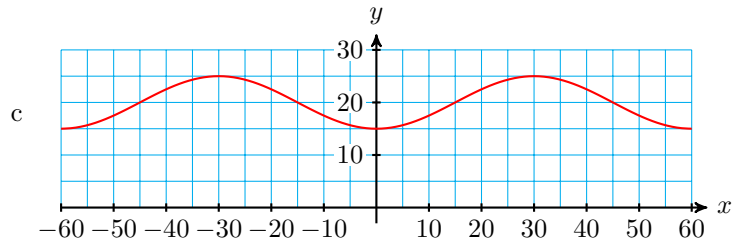
e $\frac{-\pi}{3}$

15.

a mid: $y = 20$, period: 0, amp: 5

b Fill in the table of values.

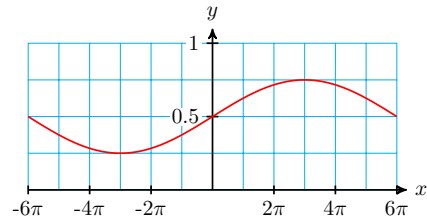
| x | $\frac{\pi}{30}x$ | $\cos\left(\frac{\pi}{30}x\right)$ | $20 - 5 \cos\left(\frac{\pi}{30}x\right)$ |
|-----|-------------------|------------------------------------|---|
| -5 | $-\frac{\pi}{6}$ | $\frac{\sqrt{3}}{2}$ | $20 - \frac{\sqrt{3}}{2}$ |
| 0 | 0 | 1 | 15 |
| 5 | $\frac{\pi}{6}$ | $\frac{\sqrt{3}}{2}$ | $20 - \frac{\sqrt{3}}{2}$ |
| 10 | $\frac{\pi}{3}$ | $\frac{1}{2}$ | 17.5 |
| 15 | $\frac{\pi}{2}$ | 0 | 20 |
| 50 | π | -1 | 25 |



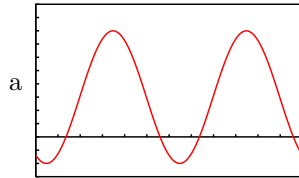
d 30

e 15, 45

17.



19.



b 0.57, 3.07, 3.71

21. $y = 85.5 - 19.5 \cos\left(\frac{\pi}{6}t\right)$

23.

a amp: 3, period: 12, midline: $y = 15$

b $y = 15 - 3 \cos\left(\frac{\pi}{6}t\right)$

25. $\frac{7\pi}{12}, \frac{11\pi}{12}, \frac{19\pi}{12}, \frac{23\pi}{12}$

27. $0, \frac{\pi}{4}, \frac{\pi}{2}, \frac{3\pi}{4}, \pi, \frac{5\pi}{4}, \frac{7\pi}{4}, 2\pi$

29. 0.066, 1.113, 2.160, 3.207, 4.255, 5.302

31. 1.150, 1.991, 4.292, 5.133

33. $\frac{\pi}{24}, \frac{5\pi}{24}, \frac{25\pi}{24}, \frac{29\pi}{24}$

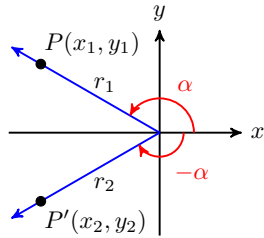
35. No solution

37. 0.375, 1.422, 2.470, 3.517, 4.564, 5.611

39. 2.120, 4.880

8 · More Functions and Identities
8.1 · Sum and Difference Formulas
· Homework 8-1

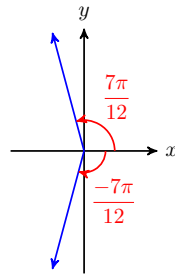
1.



$x_2 = x_1$, $y_2 = -y_1$, and $r_2 = r_1$. Thus, $\cos(-\alpha) = \frac{x_2}{r_2} = \frac{x_1}{r_1} = \cos(\alpha)$,
 $\sin(-\alpha) = \frac{y_2}{r_2} = \frac{-y_1}{r_1} = -\sin(\alpha)$, and $\tan(-\alpha) = \frac{y_2}{x_2} = \frac{-y_1}{x_1} = -\tan(\alpha)$.

3.

$$\frac{-(\sqrt{2} + \sqrt{6})}{4}$$

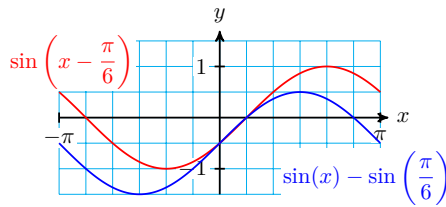


5. $\cos(0.3 - 2x) = 0.24$, $\sin(0.3 - 2x) = 0.97$

7. $\cos(45^\circ + 45^\circ) = \cos(90^\circ) = 0$, but $\cos(45^\circ) + \cos(45^\circ) = \frac{1}{\sqrt{2}} + \frac{1}{\sqrt{2}} = \sqrt{2}$

9. $\tan(87^\circ - 29^\circ) \approx 1.600$, but $\tan(87^\circ) - \tan(29^\circ) \approx 18.527$

11.



The curves are different.

13.

a $\frac{63}{65}$

b $\frac{-16}{65}$

c $\frac{-16}{63}$

15.

a $\frac{44}{117}$

b $\frac{4}{3}$

17.

a $\frac{36}{85}$

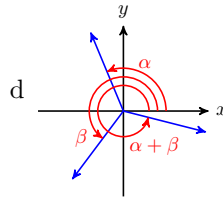
b $\frac{-13}{84}$

19.

a $\frac{-16}{65}$

b $\frac{63}{65}$

c $\frac{-16}{63}$



21. $\cos(15^\circ) = \frac{\sqrt{6} + \sqrt{2}}{4}$, $\tan(15^\circ) = 2 - \sqrt{3}$

23. $\frac{6\sqrt{2} + 1}{10}$

25. $\cos(\theta)$

27. $\frac{\sqrt{3}}{2} \cos(t) - \frac{1}{2} \sin(t)$

29. $\frac{\sqrt{3} \tan \beta - 1}{\sqrt{3} + \tan \beta}$

31. No

33. No

35. $1 = 2 \left(\frac{1}{\sqrt{2}} \right) \left(\frac{1}{\sqrt{2}} \right)$

37. $\frac{1}{2} = \left(\frac{\sqrt{3}}{2} \right)^2 - \left(\frac{1}{2} \right)^2$

39. False, but $\cos(2\alpha) = 2(0.32)^2 - 1$

41. False, but $2\theta = \sin^{-1}(h)$

43. $\sin(68^\circ)$

45. $\cos\left(\frac{\pi}{8}\right)$

47. $\cos(6\theta)$

49. $\sin 10t$

51. $\tan 128^\circ$

53. $\cos(4\beta)$

55.

a $\frac{5}{6}$

c $\frac{5}{\sqrt{11}}$

e $\frac{-7}{18}$

b $\frac{\sqrt{11}}{6}$

d $\frac{5\sqrt{11}}{18}$

f $\frac{-5\sqrt{11}}{7}$

57.

a $\frac{1}{\sqrt{w^2 + 1}}$

c $\frac{1}{w}$

e $\frac{w^2 - 1}{w^2 + 1}$

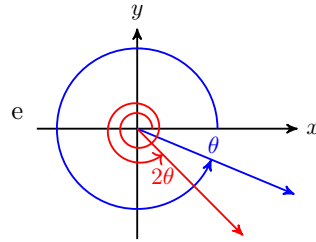
b $\frac{w}{\sqrt{w^2 + 1}}$

d $\frac{2w}{w^2 + 1}$

f $\frac{2w}{w^2 - 1}$

59.

- a $\frac{-5}{13}$
- b $\frac{-120}{169}$
- c $\frac{119}{169}$
- d $\frac{-120}{119}$



61.

- a $\frac{8}{15}$
- b $\frac{-15}{17}$
- c $\frac{-8}{17}$

63.

- a $2 \sin(\theta) \cdot \cos(\theta) + \sqrt{2} \cos(\theta) = 0$
- b $\frac{\pi}{2}, \frac{5\pi}{4}, \frac{3\pi}{2}, \frac{7\pi}{4}$

65.

- a $2 \cos^2(t) - 5 \cos(t) + 2 = 0$
- b $\frac{\pi}{3}, \frac{5\pi}{3}$

67.

- a $\frac{2 \tan(\beta)}{1 - \tan^2(\beta)} + 2 \sin(\beta) = 0$
- b $0, \frac{\pi}{3}, \pi, \frac{5\pi}{3}$

69.

- a $3 \cos(\phi) - \cos(\phi) = \sqrt{3}$
- b $\frac{\pi}{6}, \frac{11\pi}{6}$

71.

- a $\sin(3\phi) = 1$
- b $\frac{\pi}{6}, \frac{5\pi}{6}, \frac{3\pi}{2}$

73.

- a $\cos(\theta + 90^\circ) = -\sin \theta$
- b $\sin(\theta + 90^\circ) = \cos \theta$

75.

- a $\cos\left(\frac{\pi}{2} - \theta\right) = \cos \frac{\pi}{2} \cos(\theta) + \sin \frac{\pi}{2} \sin \theta = \sin(\theta)$
- b $\sin\left(\frac{\pi}{2} - \theta\right) = \sin \frac{\pi}{2} \cos(\theta) - \cos \frac{\pi}{2} \sin(\theta) = \cos(\theta)$

77. $\sin(2\theta) = \sin(\theta + \theta)$
 $= \sin(\theta) \cos(\theta) + \sin(\theta) \cos(\theta)$
 $= 2 \sin(\theta) \cos(\theta)$

79.

- a Not an identity.
- b $\beta = \pi$ (many answers possible)

81. Identity

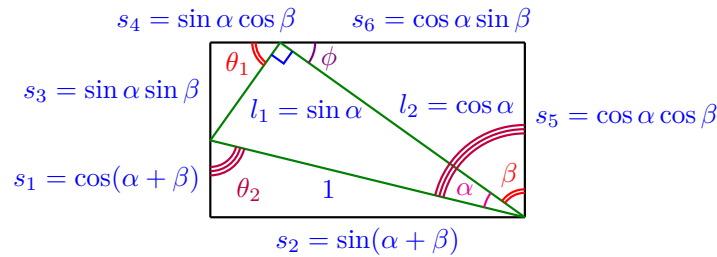
83.

- a Not an identity.
- b $\theta = 0$ (many answers possible)

85. Identity

87. Identity

89.



- a $l_1 = \sin(\alpha)$, $l_2 = \cos(\alpha)$
- b θ_1 and β are both complements of ϕ ; θ_2 and $\alpha + \beta$ are alternate interior angles
- c $s_1 = \cos(\alpha + \beta)$, $s_2 = \sin(\alpha + \beta)$
- d $s_3 = \sin(\alpha) \sin(\beta)$, $s_4 = \sin(\alpha) \cos(\beta)$
- e $s_5 = \cos(\alpha) \cos(\beta)$, $s_6 = \cos(\alpha) \sin(\beta)$
- f $\sin(\alpha + \beta) = \sin(\alpha) \cos(\beta) + \cos(\alpha) \sin(\beta)$, $\cos(\alpha + \beta) = \cos(\alpha) \cos(\beta) - \sin(\alpha) \sin(\beta)$

91.

- a $(AB)^2 = 2 - 2 \cos(\alpha - \beta)$
- b $(AB)^2 = (\cos(\alpha) - \cos(\beta))^2 + (\sin(\alpha) - \sin(\beta))^2$
- c $2 - 2 \cos(\alpha - \beta) = (\cos(\alpha) - \cos(\beta))^2 + (\sin(\alpha) - \sin(\beta))^2$
 $2 - 2 \cos(\alpha - \beta) = \cos^2(\alpha) - 2 \cos(\alpha) \cos(\beta) + \cos^2(\beta) +$
 $\sin^2(\alpha) - 2 \sin(\alpha) \sin(\beta) + \sin^2(\beta)$
 $2 - 2 \cos(\alpha - \beta) = 1 + 1 - 2(\cos(\alpha) \cos(\beta) - \sin(\alpha) \sin(\beta))$
 $-2 \cos(\alpha - \beta) = -2(\cos(\alpha) \cos(\beta) - \sin(\alpha) \sin(\beta))$
 $\cos(\alpha - \beta) = \cos(\alpha) \cos(\beta) - \sin(\alpha) \sin(\beta)$

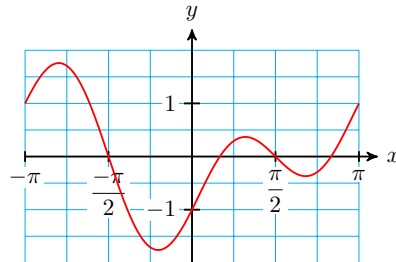
8.2 · Inverse Trigonometric Functions

• Homework 8-2

1. No inverse: Some horizontal lines intersect the curve in more than one point.

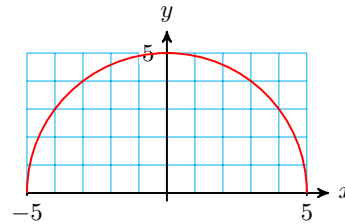
3. Inverse exists: The function is 1-1.

5.



No inverse

7.



No inverse

9. 16.5°

11. 46.4°

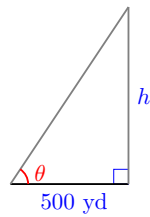
13. $\approx 51.9^\circ$

15. $\frac{3\pi}{4}$

17. $\frac{-\pi}{6}$

19. $\frac{\pi}{6}$

21.

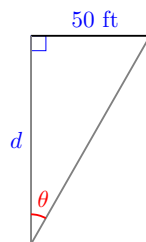


a $h = 500 \tan(\theta)$

b $\theta = \tan^{-1}\left(\frac{h}{500}\right)$

c $\theta = \tan^{-1}(2)$, so the angle of elevation is $\tan^{-1}(2) \approx 63.4^\circ$ when the rocket is 1000 yd high.

23.

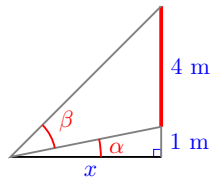


a $d = \frac{50}{\tan \theta}$

b $\theta = \tan^{-1}\left(\frac{50}{d}\right)$

c $\theta = \tan^{-1}(0.25)$; the billboard subtends an angle of $\tan^{-1}(0.25) \approx 14^\circ$ at a distance of 200 ft.

25.



a $\alpha = \tan^{-1}\left(\frac{1}{x}\right)$

b $\beta = \tan^{-1}\left(\frac{5}{x}\right) - \tan^{-1}\left(\frac{1}{x}\right)$

c $\beta = 45^\circ - \tan^{-1}\left(\frac{1}{5}\right)$, so the painting subtends an angle of $45^\circ - \tan^{-1}\left(\frac{1}{5}\right) \approx 33.7^\circ$ when Martin is 5 meters from the wall.

27. $t = \frac{1}{2\pi\omega} \left(\sin^{-1} \frac{V}{V_0} - \phi \right)$

29. $A = \sin^{-1} \left(\frac{a \sin(B)}{b} \right)$

31. $\theta = \pm \cos^{-1} \left(\frac{k}{PR^4} \right)$

33. $\frac{2}{\sqrt{5}}$

35. $\frac{1}{\sqrt{5}}$

37. $\frac{5}{7}$

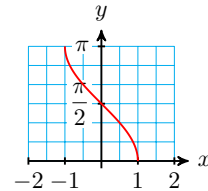
39. $\frac{\sqrt{1-x^2}}{x}$

41. $\sqrt{1-h^2}$

43. $\frac{2t}{\sqrt{4t^2+1}}$

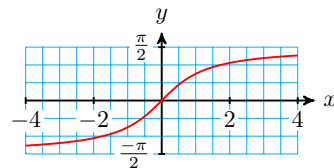
45.

| | | | | | | | | | |
|----------------|-------|-----------------------|-----------------------|------------------|-----------------|-----------------|----------------------|----------------------|---|
| x | -1 | $-\frac{\sqrt{3}}{2}$ | $-\frac{\sqrt{2}}{2}$ | $-\frac{1}{2}$ | 0 | $\frac{1}{2}$ | $\frac{\sqrt{2}}{2}$ | $\frac{\sqrt{3}}{2}$ | 1 |
| $\cos^{-1}(x)$ | π | $\frac{5\pi}{6}$ | $\frac{3\pi}{4}$ | $\frac{2\pi}{3}$ | $\frac{\pi}{2}$ | $\frac{\pi}{3}$ | $\frac{\pi}{4}$ | $\frac{\pi}{6}$ | 0 |

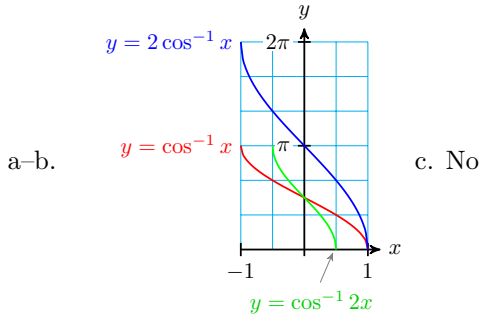


47.

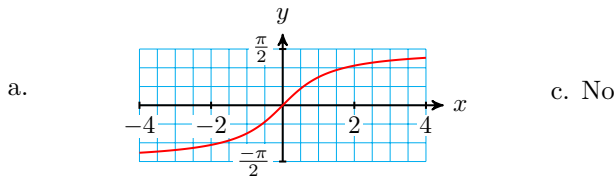
| | | | | | | | |
|----------------|------------------|------------------|-----------------------|---|----------------------|-----------------|-----------------|
| x | $-\sqrt{3}$ | -1 | $-\frac{1}{\sqrt{3}}$ | 0 | $\frac{1}{\sqrt{3}}$ | 1 | $\sqrt{3}$ |
| $\cos^{-1}(x)$ | $-\frac{\pi}{2}$ | $-\frac{\pi}{3}$ | $-\frac{\pi}{6}$ | 0 | $\frac{\pi}{6}$ | $\frac{\pi}{4}$ | $\frac{\pi}{3}$ |



49.



51.



53. $\frac{8}{17}$

55. $\frac{16}{65}$

57. $\frac{4\sqrt{2}}{7}$

59.

a $\frac{-63}{65}$

b $\frac{16}{65}$

c $\frac{-33}{65}$

d $\frac{56}{65}$

61. 1

63.

a $\frac{2x}{x^2 + 1}$

b $1 - x^2$

65. $\sin(2\theta) = \frac{2x\sqrt{25 - x^2}}{25}$, $\cos(2\theta) = \frac{25 - 2x^2}{25}$

67. $\arctan\left(\frac{x}{3} + \frac{3x}{2(x^2 + 9)}\right)$

69.

a $-1 \leq x \leq 1$

b Yes.

c All

d $x < \frac{-\pi}{2}$ or $x > \frac{\pi}{2}$

71.

a Domain: $-1 \leq x \leq 1$, range: $\left\{\frac{\pi}{2}\right\}$

b Let $\theta = \sin^{-1}(x)$. Then $x = \sin(\theta) = \cos\left(\frac{\pi}{2} - \theta\right)$ and $\cos^{-1}(x) = \frac{\pi}{2} - \theta$.

So $\sin^{-1}(x) + \cos^{-1}(x) = \theta + \left(\frac{\pi}{2} - \theta\right) = \frac{\pi}{2}$.

73.

a $\frac{\theta}{2}$

b $t = \sin(\theta)$

c $\frac{1}{2} \arcsin(t)$

8.3 · The Reciprocal Functions · Homework 8-3

1. 2.203

3. 0.466

5. 5.883

7. 1.203

9. 2

11. 1

13. $\frac{-2\sqrt{3}}{3}$

15. $\sqrt{2}$

17.

| θ | 0 | $\frac{\pi}{6}$ | $\frac{\pi}{4}$ | $\frac{\pi}{3}$ | $\frac{\pi}{2}$ | $\frac{2\pi}{3}$ | $\frac{3\pi}{4}$ | $\frac{5\pi}{6}$ | π |
|----------------|-----------|-----------------------|-----------------|-----------------------|-----------------|-----------------------|------------------|------------------------|-----------|
| $\sec(\theta)$ | 1 | $\frac{2\sqrt{3}}{3}$ | $\sqrt{2}$ | 2 | undefined | -2 | $-\sqrt{2}$ | $-\frac{2\sqrt{3}}{3}$ | -1 |
| $\csc(\theta)$ | undefined | 2 | $\sqrt{2}$ | $\frac{2\sqrt{3}}{3}$ | 1 | $\frac{2\sqrt{3}}{3}$ | $\sqrt{2}$ | 2 | undefined |
| $\cot(\theta)$ | undefined | $\sqrt{3}$ | 1 | $\frac{\sqrt{3}}{3}$ | 0 | $-\frac{\sqrt{3}}{3}$ | -1 | $-\sqrt{3}$ | undefined |

19.

a 0.980

c 1.369

e 0.284

b 1.020

d 1.020

f 1.020

21. $\sin(\theta) = \frac{4}{5}$, $\cos(\theta) = \frac{3}{5}$,
 $\tan(\theta) = \frac{4}{3}$, $\sec(\theta) = \frac{5}{3}$,
 $\csc(\theta) = \frac{5}{4}$, $\cot(\theta) = \frac{3}{4}$

23. $\sin(\theta) = \frac{4}{\sqrt{41}}$, $\cos(\theta) = \frac{5}{\sqrt{41}}$,
 $\tan(\theta) = \frac{4}{5}$, $\sec(\theta) = \frac{\sqrt{41}}{5}$,
 $\csc(\theta) = \frac{\sqrt{41}}{4}$, $\cot(\theta) = \frac{5}{4}$

25. $\sin(\theta) = \frac{5}{\sqrt{74}}$, $\cos(\theta) = \frac{-7}{\sqrt{74}}$,
 $\tan(\theta) = \frac{-5}{7}$, $\sec(\theta) = \frac{-\sqrt{74}}{7}$,
 $\csc(\theta) = \frac{\sqrt{74}}{5}$, $\cot(\theta) = \frac{-7}{5}$

27. $\sin(\theta) = \frac{-5}{8}$, $\cos(\theta) = \frac{\sqrt{39}}{8}$,
 $\tan(\theta) = \frac{5}{\sqrt{39}}$, $\sec(\theta) = \frac{-8}{\sqrt{39}}$,
 $\csc(\theta) = \frac{-8}{5}$, $\cot(\theta) = \frac{\sqrt{39}}{5}$

29.

a $d = h \csc(\theta)$

b 155.572 miles

31.

a 0.78 sec

b $l = 8t^2 \sin(2\theta)$

33.

$$\sin(\theta) = \frac{7}{\sqrt{x^2 + 49}},$$

$$\cos(\theta) = \frac{x}{\sqrt{x^2 + 49}},$$

$$\tan(\theta) = \frac{7}{x},$$

$$\sec(\theta) = \frac{\sqrt{x^2 + 49}}{x},$$

$$\csc(\theta) = \frac{\sqrt{x^2 + 49}}{7},$$

$$\cot(\theta) = \frac{x}{7}$$

35. $\sin(\theta) = S,$

$$\cos(\theta) = \sqrt{1 - S^2},$$

$$\tan(\theta) = \frac{S}{\sqrt{1 - S^2}},$$

$$\sec(\theta) = \frac{1}{\sqrt{1 - S^2}},$$

$$\csc(\theta) = \frac{1}{S},$$

$$\cot(\theta) = \frac{\sqrt{1 - S^2}}{S}$$

37.

$$\sin(\theta) = \frac{-\sqrt{9 - a^2}}{3},$$

$$\cos(\theta) = \frac{a}{3},$$

$$\tan(\theta) = \frac{-\sqrt{9 - a^2}}{a},$$

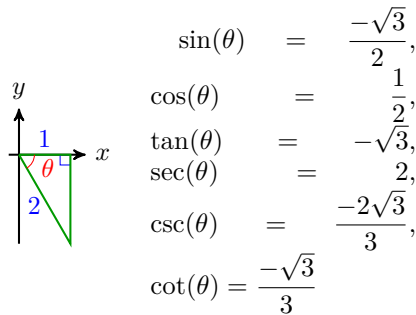
$$\sec(\theta) = \frac{3}{a},$$

$$\csc(\theta) = \frac{-3}{\sqrt{9 - a^2}},$$

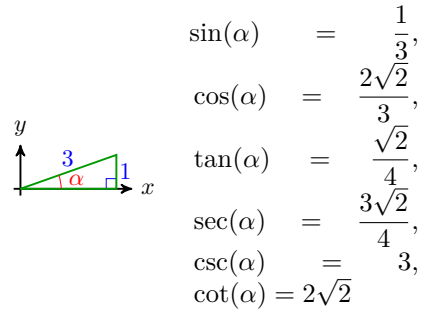
$$\cot(\theta) = \frac{-a}{\sqrt{9 - a^2}}$$

39. AC, OA, BD, OD, OE, EF

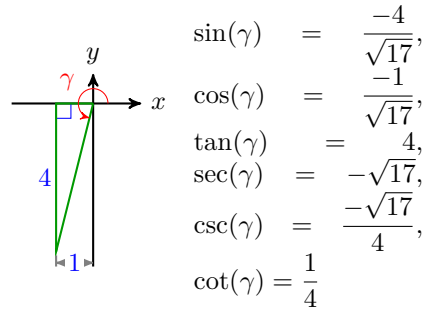
41.



43.



45.



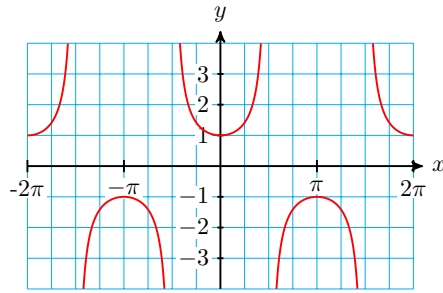
47. $\frac{4\sqrt{3}}{3} + 2\sqrt{2}$

49. $\frac{\sqrt{3}}{3}$

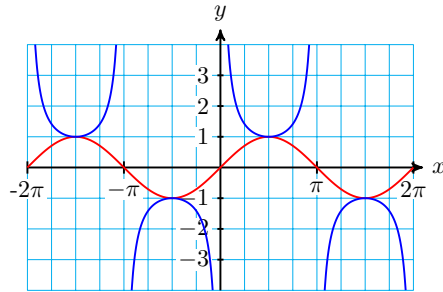
51. $\frac{4\sqrt{6}}{3} + \frac{10}{3}$

53.

| | | | | | | | | | |
|-----------|---|-----------------|-----------------|------------------|-------|------------------|------------------|------------------|--------|
| x | 0 | $\frac{\pi}{4}$ | $\frac{\pi}{2}$ | $\frac{3\pi}{4}$ | π | $\frac{5\pi}{4}$ | $\frac{3\pi}{2}$ | $\frac{7\pi}{4}$ | 2π |
| $\sec(x)$ | 1 | $\sqrt{2}$ | undefined | $-\sqrt{2}$ | -1 | $-\sqrt{2}$ | undefined | $\sqrt{2}$ | 1 |

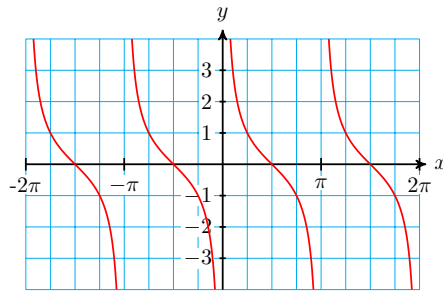


55.



57.

| | | | | | | | | | |
|-----------|-----------|-----------------|-----------------|------------------|-----------|------------------|------------------|------------------|-----------|
| x | 0 | $\frac{\pi}{4}$ | $\frac{\pi}{2}$ | $\frac{3\pi}{4}$ | π | $\frac{5\pi}{4}$ | $\frac{3\pi}{2}$ | $\frac{7\pi}{4}$ | 2π |
| $\cot(x)$ | undefined | 1 | 0 | -1 | undefined | 1 | 0 | -1 | undefined |



$$\begin{aligned}
 59. \quad \frac{\csc(x)}{\cot(x)} &= \frac{\frac{1}{\sin(x)}}{\frac{\cos(x)}{\sin(x)}} \\
 &= \frac{1}{\sin(x)} \div \frac{\cos(x)}{\sin(x)} \\
 &= \frac{1}{\sin(x)} \cdot \frac{\sin(x)}{\cos(x)} \\
 &= \frac{1}{\cos(x)} \\
 &= \sec(x)
 \end{aligned}$$

$$63. \quad \tan(x) \csc(x) = \frac{\sin(x)}{\cos(x)} \cdot \frac{1}{\sin(x)} = \frac{1}{\cos(x)} = \sec(x)$$

$$65. \quad \frac{\pi}{6}, \frac{5\pi}{6}$$

$$\begin{aligned}
 61. \quad \frac{\sec(x) \cot(x)}{\csc(x)} &= \\
 \frac{\frac{1}{\cos(x)} \cdot \frac{\cos(x)}{\sin(x)}}{\frac{1}{\sin(x)}} &= \frac{\frac{1}{\sin(x)}}{\frac{1}{\sin(x)}} = 1
 \end{aligned}$$

$$67. \quad \frac{3\pi}{4}, \frac{5\pi}{4}$$

$$69. \frac{5\pi}{6}, \frac{11\pi}{6}$$

$$71. \frac{-\sqrt{5}}{5}$$

$$73. \frac{\sqrt{a^2 - 4}}{2}$$

$$75. \frac{\sqrt{w^2 - 1}}{-w}$$

$$77. \sec(s) = \frac{-5}{4}, \quad \csc(s) = \frac{5}{3},$$

$$\cot(s) = \frac{-4}{3}$$

$$79. \sec(s) = \frac{1}{\sqrt{1 - w^2}},$$

$$\csc(s) = \frac{1}{w}, \quad \cot(s) = \frac{\sqrt{1 - w^2}}{w}$$

$$81. \frac{\sin(\theta)}{\cos^2(\theta)}$$

$$85. \frac{1 - \sin(\beta)}{\cos(\beta)}$$

$$83. \sec(t)$$

$$87. -\cos(x)$$

$$89. \cos^2(\theta) + \sin^2(\theta) = 1$$

$$\frac{\cos^2(\theta)}{\cos^2(\theta)} + \frac{\sin^2(\theta)}{\cos^2(\theta)} = \frac{1}{\cos^2(\theta)}$$

$$1 + \tan^2(\theta) = \sec^2(\theta)$$

91.

$$a \quad \csc(\theta) = -\sqrt{26}$$

$$b \quad \sin(\theta) = \frac{-\sqrt{26}}{26}, \quad \cos(\theta) = \frac{-5\sqrt{26}}{26}, \quad \tan(\theta) = \frac{1}{5}, \quad \sec(\theta) = \frac{-\sqrt{26}}{5}$$

$$93. \cos(t) = \pm\sqrt{1 - \sin^2(t)}, \quad \tan(t) = \frac{\pm\sin(t)}{\sqrt{1 - \sin^2(t)}}, \quad \sec(t) = \frac{\pm 1}{\sqrt{1 - \sin^2(t)}},$$

$$\csc(t) = \frac{1}{\sin(t)}, \quad \cot(t) = \frac{\pm\sqrt{1 - \sin^2(t)}}{\sin(t)}$$

$$95. \frac{a}{\sin(A)} = \frac{b}{\sin(B)} = \frac{c}{\sin(C)}$$

$$a \cdot \frac{1}{\sin(A)} = b \cdot \frac{1}{\sin(B)} = c \cdot \frac{1}{\sin(C)}$$

$$a \csc(A) = b \csc(B) = c \csc(C)$$

8.4 · Chapter Summary and Review

· Review Problems

1. False

3. True

5. False

7. False

$$9. \frac{2 - \sqrt{21}}{5\sqrt{2}}$$

11.

a $\frac{5\sqrt{33}-3}{32}$

b $\frac{5\sqrt{33}-3}{\sqrt{5}(3\sqrt{3}+\sqrt{11})}$

13. 1

15. $\frac{\tan(t) + \sqrt{3}}{1 - \sqrt{3}\tan(t)}$

17.

a $\frac{4}{5}$

b $\frac{3}{5}$

c $\frac{4}{3}$

d $\frac{24}{25}$

e $\frac{-7}{25}$

f $\frac{-24}{7}$

19. $\sin(9x)$

21. $\tan(2\phi - 2)$

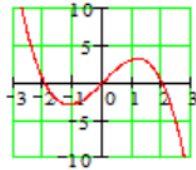
23. $\sin(8\theta)$

25.

a $1 - 2\sin^2(\theta) - \sin(\theta) = 1$

b $0, \pi, \frac{7\pi}{6}, \frac{11\pi}{6}$

27.



No

29.

a $\frac{-\pi}{3}$

b $\frac{2\pi}{3}$

31.

a $\tan^{-1}\left(\frac{52.8}{x}\right)$

b $69.25^\circ, 27.83^\circ$

$$33. \theta = \sin^{-1} \left(\frac{v_y + gt}{v_0} \right)$$

$$35. \frac{2}{3}$$

$$37. \sqrt{1 - 4t^2}$$

39. Because $|\sin(\theta)| \leq 1$, $\sin^{-1}(t)$ is undefined for $|t| > 1$. If $x \neq 0$, then either $|x| > 1$ or $\left| \frac{1}{x} \right| > 1$. If $x = 0$, then $\frac{1}{x}$ is undefined.

41.

a 2.203

b -3.236

c 0.466

$$43. \sin(\theta) = \frac{13}{\sqrt{313}},$$

$$\cos(\theta) = \frac{12}{\sqrt{313}}, \quad \tan(\theta) = \frac{13}{12},$$

$$\sec(\theta) = \frac{\sqrt{313}}{12}, \quad \csc(\theta) = \frac{\sqrt{313}}{13},$$

$$\cot(\theta) = \frac{12}{13}$$

$$47. \sin(\theta) = \frac{-9}{\sqrt{106}},$$

$$\cos(\theta) = \frac{-5}{\sqrt{106}}, \quad \tan(\theta) = \frac{9}{5},$$

$$\sec(\theta) = \frac{-\sqrt{106}}{5},$$

$$\csc(\theta) = \frac{-\sqrt{106}}{9}, \quad \cot(\theta) = \frac{5}{9}$$

$$51. \sin(\theta) = \frac{s}{4},$$

$$\cos(\theta) = \frac{\sqrt{16 - s^2}}{\frac{4}{s}},$$

$$\tan(\theta) = \frac{\sqrt{16 - s^2}}{\frac{4}{s}},$$

$$\sec(\theta) = \frac{4}{\sqrt{16 - s^2}}, \quad \csc(\theta) = \frac{4}{s},$$

$$\cot(\theta) = \frac{\sqrt{16 - s^2}}{s}$$

$$45. \sin(\theta) = \frac{1}{3}, \quad \cos(\theta) = \frac{-2\sqrt{2}}{3},$$

$$\tan(\theta) = \frac{-1}{2\sqrt{2}}, \quad \sec(\theta) = \frac{-3}{2\sqrt{2}},$$

$$\csc(\theta) = 3, \quad \cot(\theta) = -2\sqrt{2}$$

$$49. \sin(\alpha) = \frac{-\sqrt{11}}{6},$$

$$\cos(\alpha) = \frac{-5}{6}, \quad \tan(\alpha) = \frac{\sqrt{11}}{5},$$

$$\sec(\alpha) = \frac{-6}{5}, \quad \csc(\alpha) = \frac{-6}{\sqrt{11}},$$

$$\cot(\alpha) = \frac{5}{\sqrt{11}}$$

$$53. \sin(\theta) = \frac{w}{\sqrt{w^2 + 144}},$$

$$\cos(\theta) = \frac{-12}{\sqrt{w^2 + 144}},$$

$$\tan(\theta) = \frac{-w}{12},$$

$$\sec(\theta) = \frac{-\sqrt{w^2 + 144}}{12},$$

$$\csc(\theta) = \frac{\sqrt{w^2 + 144}}{w},$$

$$\cot(\theta) = \frac{-12}{w}$$

$$\begin{aligned}
 55. \quad \sin(\alpha) &= \frac{k}{2}, \\
 \cos(\alpha) &= \frac{-\sqrt{4-k^2}}{2}, \\
 \tan(\alpha) &= \frac{2}{-\sqrt{4-k^2}}, \\
 \sec(\alpha) &= \frac{-2}{\sqrt{4-k^2}}, \quad \csc(\alpha) = \frac{2}{k}, \\
 \cot(\alpha) &= \frac{-\sqrt{4-k^2}}{k}
 \end{aligned}$$

$$\begin{aligned}
 57. \quad \sin(\theta) &= 0.3, \quad \cos(\theta) = -0.4, \\
 \tan(\theta) &= -0.75, \quad \sec(\theta) = -2.5, \\
 \csc(\theta) &\approx 3.33, \quad \cot(\theta) \approx -1.33
 \end{aligned}$$

$$59. -8$$

$$61. \sqrt{2}$$

$$63. \theta \approx 2.8, \theta \approx 0.30$$

$$65. y = \csc(x) \text{ or } y = \cot(x)$$

$$67. y = \sec(x)$$

$$69. y = \sec(x) \text{ or } y = \csc(x)$$

$$71. f(x) = \sin(x) - 1$$

$$73. G(x) = \tan(x) - 1$$

$$75. \cos^2(x)$$

$$77. \cos^2(B)$$

$$79. \csc(\theta)$$

$$81. \sqrt{3} \tan(\theta) \sin(\theta)$$

83.

a $AC = \tan(\alpha)$, $DC = \tan(\beta)$, $AD = \tan(\alpha) - \tan(\beta)$

b They are right triangles that share $\angle B$.

c $\angle A = \angle F$, $\angle B$ is the complement of $\angle A$, and $\angle FDC$ is the complement of $\angle F$.

d $\frac{CF}{CD} = \tan(\alpha)$, so $CF = \tan(\alpha) \tan(\beta)$

e They are right triangles with $\angle A = \angle F$.

f $\angle EBD = \alpha - \beta$, so $\tan(\alpha - \beta) = \frac{\text{opp}}{\text{adj}} = \frac{DE}{BE}$; $\frac{DE}{BE}$ and $\frac{AD}{BF}$ are ratios of corresponding sides of similar triangles; $AD = \tan(\alpha) - \tan(\beta)$ by part (a), $BF = BC + CF = 1 + \tan(\alpha) \tan(\beta)$ by part (d).

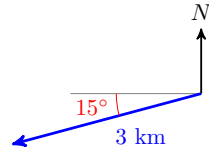
$$85. d = 25 \csc(112^\circ), \alpha = 45^\circ, a \approx 19.07, b \approx 10.54$$

9 · Vectors

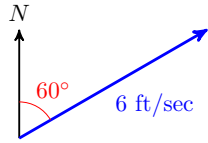
9.1 · Geometric Form

· Homework 9-1

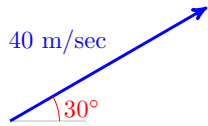
1.



3.



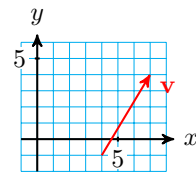
5.



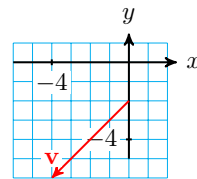
7. A and E

9. H and K

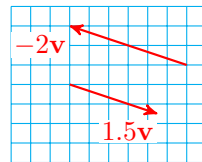
11.



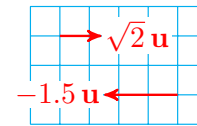
13.



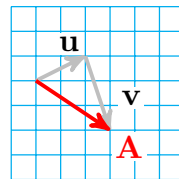
15.



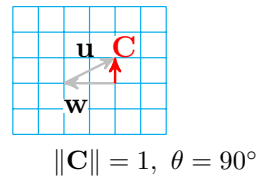
17.



19.

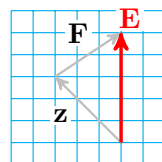


21.

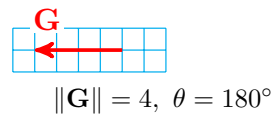


$\|A\| = \sqrt{13}, \theta = -33.7^\circ$

23.



25.

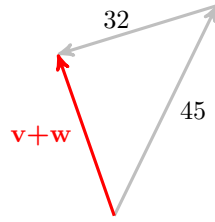


$\|E\| = 5, \theta = 90^\circ$

27. $\|v\| = 13, \theta = -67.38^\circ$

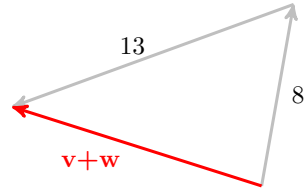
29. $\|v\| = \sqrt{85} \approx 9.22, \theta = 229.4^\circ$

31.



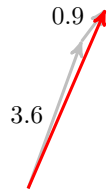
$$\|v + w\| = 32.9, \theta = 109.3^\circ$$

33.




$$\|v + w\| = 11.4, \theta = 162.4^\circ$$

35.



4.47 mi, 23.4° east of north

37.



129.4 mph, 85.4° west of north

39.

a $v_x = 10, v_y = 10\sqrt{3}, w_x = 5\sqrt{2}, w_y = -5\sqrt{2}$

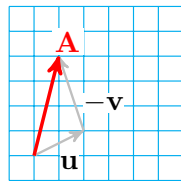
b 19.9 mph, 59° east of north

41.

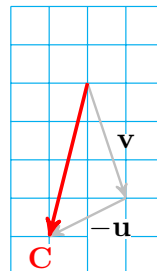
a $v_x \approx -1.23, v_y \approx 3.38, w_x \approx -0.32, w_y \approx -2.23$

b 1.9 km, 54.5° west of north

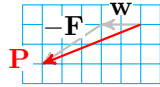
43.



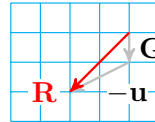
45.



47.



49.



51. $u_x = 2, u_y = 1, v_x = 1, v_y = -3, A_x = 1, A_y = 4; A_x = u_x - v_x, A_y = u_y - v_y$

9.2 · Coordinate Form · Homework 9-2

1. $\mathbf{u} = 3\mathbf{i} + 2\mathbf{j}$

a $\sqrt{13}$

b $6\mathbf{i} + 4\mathbf{j}$

c $2\sqrt{13}$

3. $\mathbf{w} = 6\mathbf{i} - 3\mathbf{j}$

a $3\sqrt{5}$

b $-6\mathbf{i} + 3\mathbf{j}$

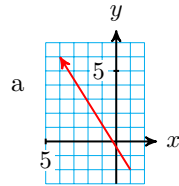
c $3\sqrt{5}$

5.

a $\mathbf{u} + \mathbf{v} = -2\mathbf{i} + 5\mathbf{j}$ and $\|\mathbf{u} + \mathbf{v}\| = \sqrt{29}$

b $\|\mathbf{u}\| + \|\mathbf{v}\| \geq \|\mathbf{u} + \mathbf{v}\|$

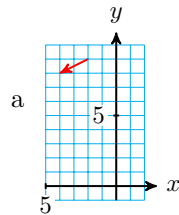
7.



a $-5\mathbf{i} + 8\mathbf{j}$

b $\|\mathbf{v}\| = \sqrt{89}, \theta = 122^\circ$

9.



a $-2\mathbf{i} - \mathbf{j}$

b $\|\mathbf{v}\| = \sqrt{5}, \theta = 206.6^\circ$

11.

a $18\mathbf{i} + 12\mathbf{j}$

b $\|\mathbf{v}\| = 6\sqrt{13}, \theta = 33.7^\circ$

13. $\|\mathbf{v}\| = 6\sqrt{2}, \theta = 135^\circ$

15. $\|\mathbf{w}\| = 14, \theta = -30^\circ$

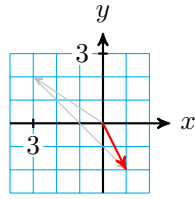
17. $\|\mathbf{q}\| = 4\sqrt{745}, \theta = 61.56^\circ$

19. $\mathbf{v} = 3\sqrt{2}\mathbf{i} - 3\sqrt{2}\mathbf{j}$

21. $\mathbf{v} \approx 6.629\mathbf{i} + 4.995\mathbf{j}$

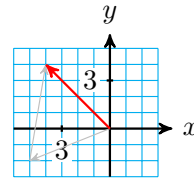
23.

$i - 2j$



25.

$-4i + 4j$



27. $12i + 3j$

29. $2.8i + 1.9j$

31. $-3i + 7j$

33. $-8i - 20j$

35. $14i - 9j$

37. $-9i + 23j$

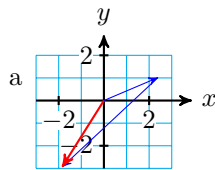
39. $\frac{-12}{13}i + \frac{5}{13}j$

41. $\frac{1}{\sqrt{2}}i - \frac{1}{\sqrt{2}}j$

43. $24i + 45j$

45. $\frac{-12}{\sqrt{10}}i + \frac{4}{\sqrt{10}}j$

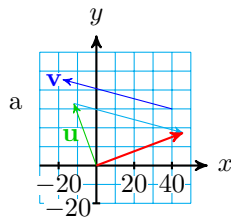
47.



b $\mathbf{u} = 2.393i + 1.016j$, $\mathbf{v} = -4.242i - 3.956j$

c $-1.849i - 2.940j$

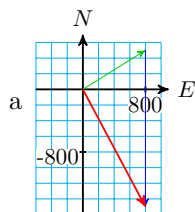
49.



b $\mathbf{u} = -11.97i + 32.889j$, $\mathbf{v} = -57.955i + 15.529j$

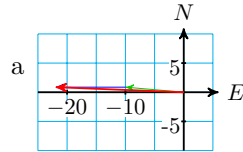
c $45.98i + 17.36j$

51.



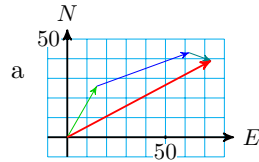
b 1700 m, 28.1° east of south

53.



b 21.98 km, 2.27° north of west

55.



b 83 mi, 62° east of north

57.

a $-4\mathbf{i} - 5\mathbf{j}$

b $4\mathbf{i} + 5\mathbf{j}$

59.

a $\mathbf{i} - 3\mathbf{j}$

b $-\mathbf{i} + 3\mathbf{j}$

61.

a $\|\mathbf{v}\| = 10, 2\|\mathbf{v}\| = 20 = 2 \cdot 10$

b $\|k\mathbf{v}\| = \sqrt{(ka)^2 + (kb)^2} = k\sqrt{a^2 + b^2}$

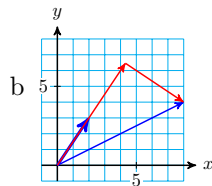
9.3 · The Dot Product · Homework 9-3

1. $\frac{33}{\sqrt{13}}$

5. $-2\sqrt{5}$

7.

a $\mathbf{w} = \left(\frac{56}{13}\mathbf{i} + \frac{84}{13}\mathbf{j}\right) + \left(\frac{48}{13}\mathbf{i} - \frac{32}{13}\mathbf{j}\right)$



11. 22

13. 0

15. 12

17. -318.2

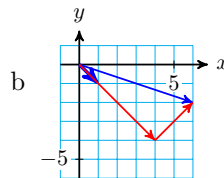
19. not orthogonal

23. 4.4°

3. $\frac{-1}{\sqrt{2}}$

9.

a $\mathbf{w} = (4\mathbf{i} - 4\mathbf{j}) + (2\mathbf{i} + 2\mathbf{j})$



21. orthogonal

25. 97.1°

27. 8

29. -10

31. -21

33. $42\mathbf{i} - 28\mathbf{j}$

35. 4

37. 38.57 lbs

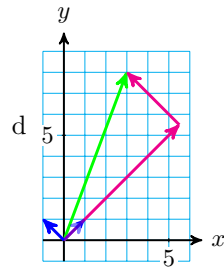
39. 1289 lbs

41.

a $\frac{1}{\sqrt{2}}\mathbf{i} + \frac{1}{\sqrt{2}}\mathbf{j}$ and $\frac{-1}{\sqrt{2}}\mathbf{i} + \frac{1}{\sqrt{2}}\mathbf{j}$

b $\mathbf{u} \cdot \mathbf{v} = 0$

c $\frac{11}{\sqrt{2}}$ and $\frac{5}{\sqrt{2}}$



43. $\mathbf{v} \cdot \mathbf{v} = c^2 + d^2$

45. $k\mathbf{u} \cdot \mathbf{v} = kac + kbd = k(ac + bd) = (akc + bkd)$

47. $(\mathbf{u} - \mathbf{v}) \cdot (\mathbf{u} + \mathbf{v}) = (a - c)(a + c) + (b - d)(b + d) = (a^2 + b^2) - (c^2 + d^2)$

49. $\frac{a \cdot 1 + b \cdot 0}{1} = a$ and $\frac{a \cdot 0 + b \cdot 1}{1} = b$

51.

a Both $\mathbf{i} \cdot \mathbf{i} = 1$ and $\mathbf{j} \cdot \mathbf{j} = 1$ because $1 \cdot 1 \cos 0 = 1$; $\mathbf{i} \cdot \mathbf{j} = 1 \cdot 1 \cos 90^\circ = 0$

b $(a\mathbf{i} + b\mathbf{j}) \cdot (c\mathbf{i} + d\mathbf{j}) = ac(1) + ad(0) + bc(0) + bd(1) = ac + bd$

53.

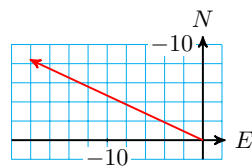
a $\|\mathbf{u} - \mathbf{v}\|^2 = \mathbf{u} \cdot \mathbf{u} - 2\mathbf{u} \cdot \mathbf{v} + \mathbf{v} \cdot \mathbf{v} = \|\mathbf{u}\|^2 + \|\mathbf{v}\|^2 - 2\|\mathbf{u}\|\|\mathbf{v}\|\cos \theta$

b Let $a = \|\mathbf{u}\|$, $b = \|\mathbf{v}\|$, $c = \|\mathbf{u} - \mathbf{v}\|$, and $C = \theta$

9.4 • Chapter Summary and Review

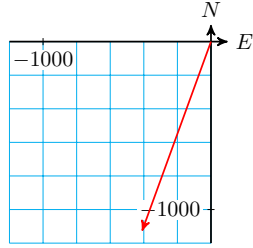
• Review Problems

1.



$v_N = 8.45$ mph, $v_E = -18.13$ mph

3.

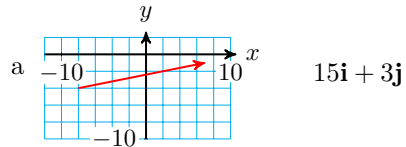


$$v_N = -1127.63 \text{ lbs}, v_E = -410.42 \text{ lbs}$$

5. $\|\mathbf{A}\| = 10.9, \theta = 236.3^\circ$

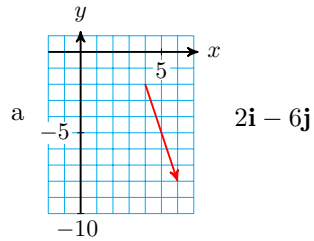
7. $\mathbf{i} - \sqrt{3}\mathbf{j}$

9.



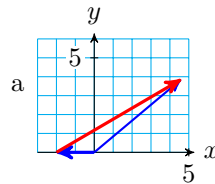
b $\|\mathbf{v}\| = 15.3, \theta = 11.3^\circ$

11.



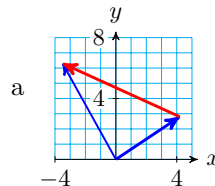
b $\|\mathbf{v}\| = 6.3 \text{ mi}, \theta = 288.4^\circ$

13.



b $7.64 \text{ km}, \theta = 30.31^\circ$

15.



b $8.46 \text{ mi}, \theta = 155.6^\circ$

17.

a $\mathbf{F}_1 = -200\mathbf{i}$, $\mathbf{F}_2 = -60\sqrt{2}\mathbf{i} - 60\sqrt{2}\mathbf{j}$, $\mathbf{F}_3 = 50\sqrt{3}\mathbf{i} + 50\mathbf{j}$,
 $\mathbf{F}_4 = -125\mathbf{i} + 125\sqrt{3}\mathbf{j}$

b $-73.25\mathbf{i} + 181.65\mathbf{j}$

19. $13\mathbf{i} + 5\mathbf{j}$

21. $-7\mathbf{i} - 14\mathbf{j}$

23. $\frac{2}{\sqrt{13}}\mathbf{i} + \frac{3}{\sqrt{13}}\mathbf{j}$

25. $\frac{-6}{\sqrt{29}}\mathbf{i} - \frac{15}{\sqrt{29}}\mathbf{j}$

27. -3.45

29. -8.08

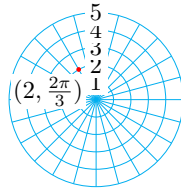
31. 106.26°

10 · Polar Coordinates and Complex Numbers

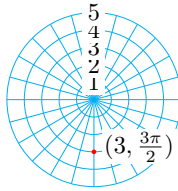
10.1 · Polar Coordinates

· Homework 10-1

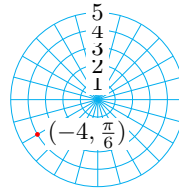
1.



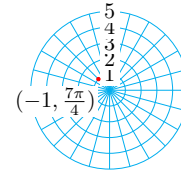
3.



5.



7.



9. $\left(5, \frac{3\pi}{4}\right)$

11. $(1, \pi)$

13. $\left(3, \frac{4\pi}{3}\right)$

15. $\left(2, \frac{\pi}{12}\right)$

17. $(-3, 3\sqrt{3})$

19. $\left(\frac{3}{\sqrt{2}}, \frac{-3}{\sqrt{2}}\right)$

21. $(-2.15, -1.06)$

23. $(-0.14, -1.99)$

25. $\left(7\sqrt{2}, \frac{\pi}{4}\right)$

27. $\left(2\sqrt{2}, \frac{11\pi}{6}\right)$

29. $\left(\sqrt{13}, \pi + \tan^{-1} \frac{2}{3}\right)$

31. $(2, \pi)$

33.

a $\left(-2, \frac{11\pi}{6}\right)$

35.

a $(-3, 0)$

37.

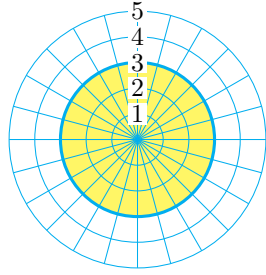
a $(-2.3, 2.06)$

b $\left(2, \frac{-7\pi}{6}\right)$

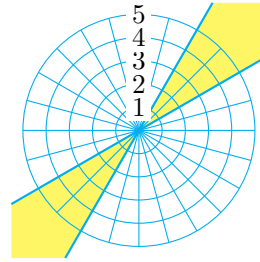
b $(3, -\pi)$

b $(2.3, -1.08)$

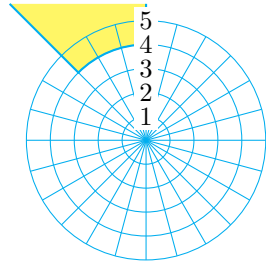
39.



41.



43.



45. $r \geq 0, \frac{\pi}{6} \leq \theta \leq \frac{\pi}{3}$

47. $r \geq 1, \frac{\pi}{2} \leq \theta \leq \pi$

49. $-1 \leq r \leq 1, \frac{3\pi}{4} \leq \theta \leq \pi$

51. $x^2 + y^2 = 2$

53. $x^2 + y^2 = 4x$

55. $y = 1$

57. $y = 2x$

59. $x^2 + y^2 = 3x$

61. $x^2 = 4 - 4y$

63. $2x + y = 1$

65. $r = 2 \sec(\theta)$

67. $2r^2 = \sec(\theta) \csc(\theta)$

69. $r = 4 \cot(\theta) \csc(\theta)$

71. $r = 4$

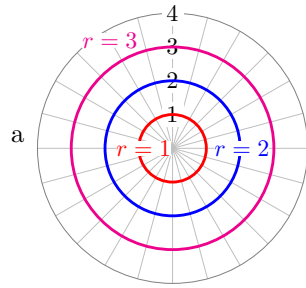
73.

$$\begin{aligned} d &= \sqrt{(x_2 - x_1)^2 + (y_2 - y_1)^2} \\ &= \sqrt{(r_2 \cos(\theta_2) - r_1 \cos(\theta_1))^2 + (r_2 \sin(\theta_2) - r_1 \sin(\theta_1))^2} \\ &= \sqrt{r_2^2 \cos^2(\theta_2) - 2r_2r_1 \cos(\theta_2) \cos(\theta_1) + r_1^2 \cos^2(\theta_1) + r_2^2 \sin^2(\theta_2) - 2r_2r_1 \sin(\theta_2) \sin(\theta_1) + r_1^2 \sin^2(\theta_1)} \\ &= \sqrt{r_2^2 + r_1^2 - 2r_2r_1(\cos(\theta_2) \cos(\theta_1) - \sin(\theta_2) \sin(\theta_1))} \\ &= \sqrt{r_1^2 + r_2^2 - 2r_1r_2 \cos(\theta_2 - \theta_1)} \end{aligned}$$

10.2 · Polar Graphs

· Homework 10-2

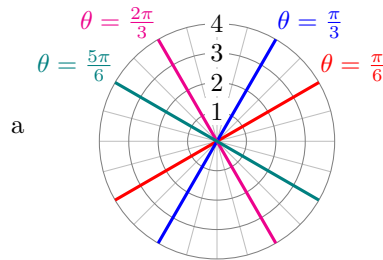
1.



k is the radius

b $x^2 + y^2 = 1, x^2 + y^2 = 4, x^2 + y^2 = 9$

3.



$\tan k$ is the slope

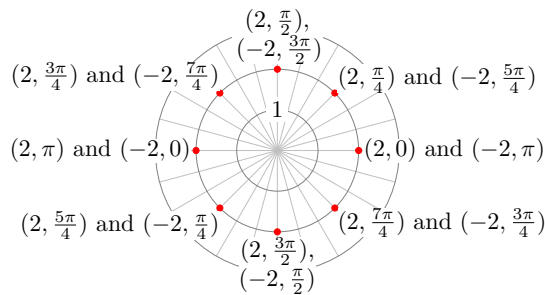
b $y = \frac{x}{\sqrt{3}}, y = \sqrt{3}x, y = -\sqrt{3}x, y = \frac{x}{\sqrt{3}}$

5.

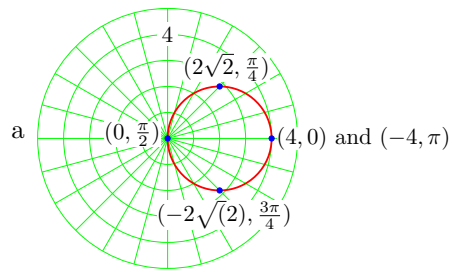
| | | | | | | | | |
|----------|---|-----------------|-----------------|------------------|-------|------------------|------------------|------------------|
| θ | 0 | $\frac{\pi}{4}$ | $\frac{\pi}{2}$ | $\frac{3\pi}{4}$ | π | $\frac{5\pi}{4}$ | $\frac{3\pi}{2}$ | $\frac{7\pi}{4}$ |
| $r = 2$ | 2 | 2 | 2 | 2 | 2 | 2 | 2 | 2 |

| | | | | | | | | |
|----------|----|-----------------|-----------------|------------------|-------|------------------|------------------|------------------|
| θ | 0 | $\frac{\pi}{4}$ | $\frac{\pi}{2}$ | $\frac{3\pi}{4}$ | π | $\frac{5\pi}{4}$ | $\frac{3\pi}{2}$ | $\frac{7\pi}{4}$ |
| $r = -2$ | -2 | -2 | -2 | -2 | -2 | -2 | -2 | -2 |

The graph of $r = 2$ begins at the right-most point (and proceeds counter-clockwise); the graph of $r = -2$ begins at the left-most point.



7.



b

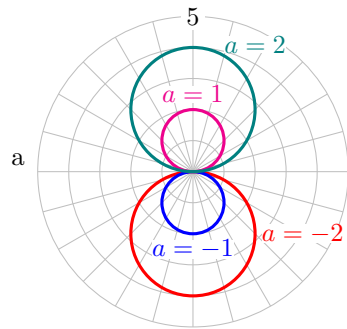
| | | | | | |
|----------|-------|------------------|------------------|------------------|--------|
| θ | π | $\frac{5\pi}{4}$ | $\frac{3\pi}{2}$ | $\frac{7\pi}{4}$ | 2π |
| r | -4 | $-2\sqrt{2}$ | 0 | $2\sqrt{2}$ | 4 |

The graph is traced again.

c center: $(2, 0)$, radius: 2

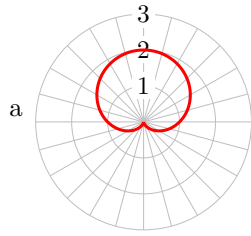
d $(x - 2)^2 + y^2 = 4$

9.

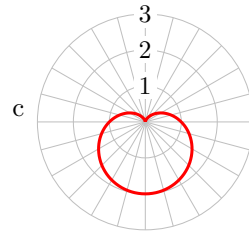


b For $a > 0$, a is the radius of a circle centered on the positive y -axis; for $a < 0$, $|a|$ is the radius of a circle centered on the negative y -axis.

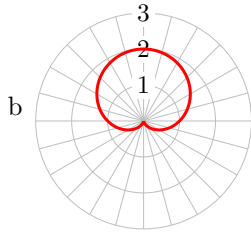
11.



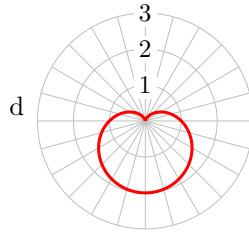
| | | | | | |
|----------|---|-----------------|-------|------------------|--------|
| θ | 0 | $\frac{\pi}{2}$ | π | $\frac{3\pi}{2}$ | 2π |
| r | 1 | 2 | 1 | 0 | 1 |



| | | | | | |
|----------|---|-----------------|-------|------------------|--------|
| θ | 0 | $\frac{\pi}{2}$ | π | $\frac{3\pi}{2}$ | 2π |
| r | 1 | 0 | 1 | 2 | 1 |

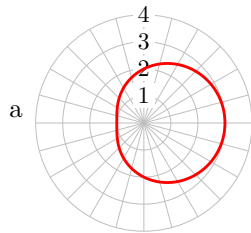


| | | | | | |
|----------|----|-----------------|-------|------------------|--------|
| θ | 0 | $\frac{\pi}{2}$ | π | $\frac{3\pi}{2}$ | 2π |
| r | -1 | 0 | -1 | -2 | -1 |

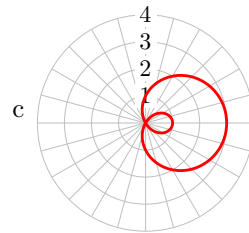


| | | | | | |
|----------|----|-----------------|-------|------------------|--------|
| θ | 0 | $\frac{\pi}{2}$ | π | $\frac{3\pi}{2}$ | 2π |
| r | -1 | -2 | -1 | 0 | -1 |

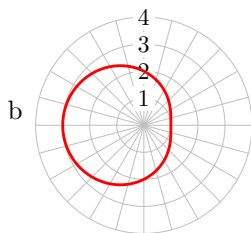
13.



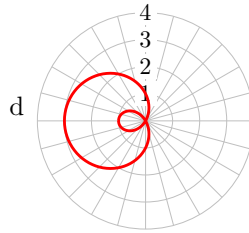
| | | | | | |
|----------|---|-----------------|-------|------------------|--------|
| θ | 0 | $\frac{\pi}{2}$ | π | $\frac{3\pi}{2}$ | 2π |
| r | 3 | 2 | 1 | 2 | 3 |



| | | | | | |
|----------|---|-----------------|-------|------------------|--------|
| θ | 0 | $\frac{\pi}{2}$ | π | $\frac{3\pi}{2}$ | 2π |
| r | 3 | 1 | -1 | 1 | 3 |

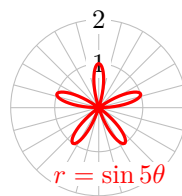
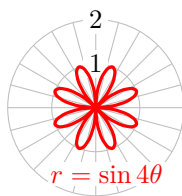
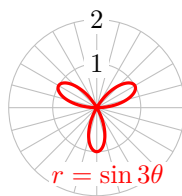
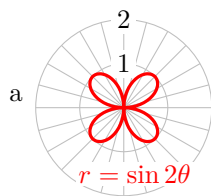


| | | | | | |
|----------|---|-----------------|-------|------------------|--------|
| θ | 0 | $\frac{\pi}{2}$ | π | $\frac{3\pi}{2}$ | 2π |
| r | 1 | 2 | 3 | 2 | 1 |



| | | | | | |
|----------|----|-----------------|-------|------------------|--------|
| θ | 0 | $\frac{\pi}{2}$ | π | $\frac{3\pi}{2}$ | 2π |
| r | -1 | 1 | 3 | 1 | -1 |

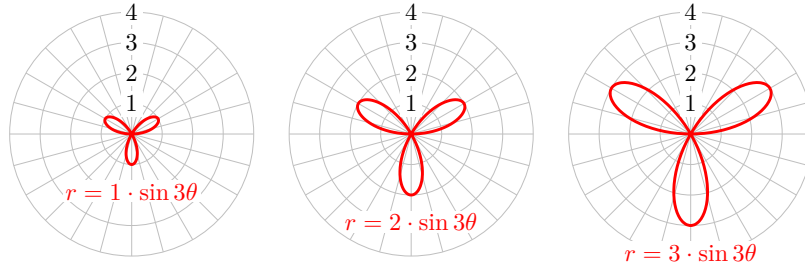
15.



There are n petals if n is odd, and $2n$ petals if n is even.

b $n = 2$: $\frac{\pi}{4}, \frac{3\pi}{4}, \frac{5\pi}{4}, \frac{7\pi}{4}$; $n = 3$: $\frac{\pi}{6}, \frac{5\pi}{6}, \frac{3\pi}{2}$;
 $n = 4$: $\frac{\pi}{8}, \frac{3\pi}{8}, \frac{5\pi}{8}, \frac{7\pi}{8}, \frac{9\pi}{8}, \frac{11\pi}{8}, \frac{13\pi}{8}, \frac{15\pi}{8}$; $n =$
 5 : $\frac{\pi}{10}, \frac{\pi}{2}, \frac{9\pi}{10}, \frac{13\pi}{10}, \frac{17\pi}{10}$

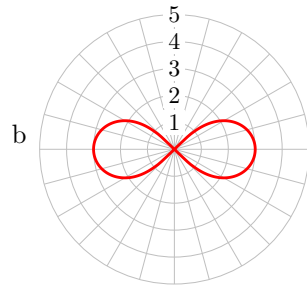
c



a is the length of the petal.

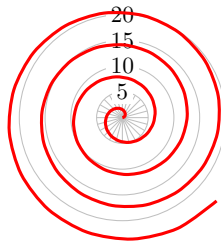
17.

a $r = \pm 3\sqrt{\cos 2\theta}$



c a is the length of the loop.

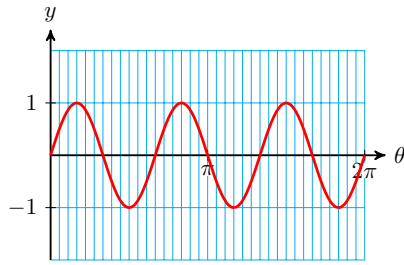
19.



21.

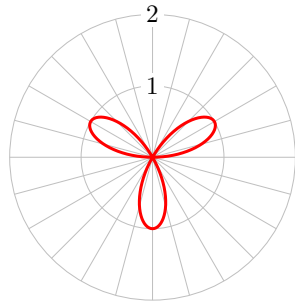
a

| | | | | | | | | | |
|-----------|---|----------------------|-----------------|----------------------|-----------------|-----------------------|------------------|-----------------------|------------------|
| θ | 0 | $\frac{\pi}{12}$ | $\frac{\pi}{6}$ | $\frac{\pi}{4}$ | $\frac{\pi}{3}$ | $\frac{5\pi}{12}$ | $\frac{\pi}{2}$ | $\frac{7\pi}{12}$ | $\frac{2\pi}{3}$ |
| 3θ | 0 | $\frac{\pi}{4}$ | $\frac{\pi}{2}$ | $\frac{3\pi}{4}$ | π | $\frac{5\pi}{4}$ | $\frac{3\pi}{2}$ | $\frac{7\pi}{4}$ | 2π |
| r | 0 | $\frac{\sqrt{2}}{2}$ | 1 | $\frac{\sqrt{2}}{2}$ | 0 | $-\frac{\sqrt{2}}{2}$ | -1 | $-\frac{\sqrt{2}}{2}$ | 0 |



b

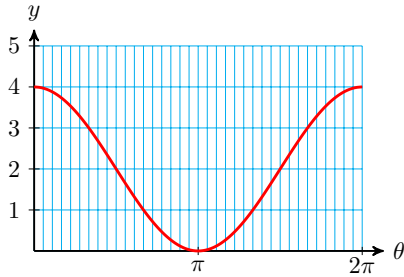
| | | | | | | | | | |
|-----------|---|----------------------|-----------------|----------------------|-----------------|-----------------------|------------------|-----------------------|------------------|
| θ | 0 | $\frac{\pi}{12}$ | $\frac{\pi}{6}$ | $\frac{\pi}{4}$ | $\frac{\pi}{3}$ | $\frac{5\pi}{12}$ | $\frac{\pi}{2}$ | $\frac{7\pi}{12}$ | $\frac{2\pi}{3}$ |
| 3θ | 0 | $\frac{\pi}{4}$ | $\frac{\pi}{2}$ | $\frac{3\pi}{4}$ | π | $\frac{5\pi}{4}$ | $\frac{3\pi}{2}$ | $\frac{7\pi}{4}$ | 2π |
| r | 0 | $\frac{\sqrt{2}}{2}$ | 1 | $\frac{\sqrt{2}}{2}$ | 0 | $-\frac{\sqrt{2}}{2}$ | -1 | $-\frac{\sqrt{2}}{2}$ | 0 |



23.

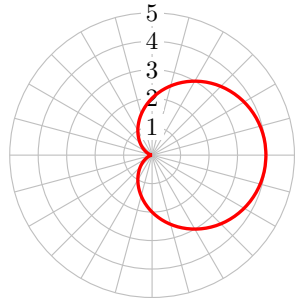
a

| | | | | | | | | | |
|----------|---|-----------------|-----------------|------------------|-------|------------------|------------------|------------------|--------|
| θ | 0 | $\frac{\pi}{4}$ | $\frac{\pi}{2}$ | $\frac{3\pi}{4}$ | π | $\frac{5\pi}{4}$ | $\frac{3\pi}{2}$ | $\frac{7\pi}{4}$ | 2π |
| y | 4 | $2 + \sqrt{2}$ | 2 | $2 - \sqrt{2}$ | 0 | $2 - \sqrt{2}$ | 2 | $2 + \sqrt{2}$ | 4 |

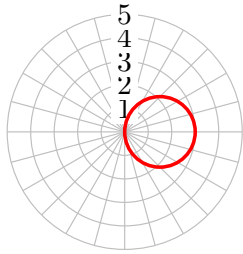


b

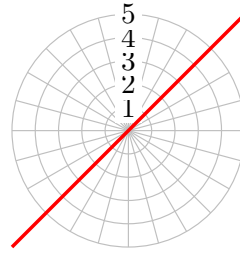
| | | | | | | | | | |
|----------|---|-----------------|-----------------|------------------|-------|------------------|------------------|------------------|--------|
| θ | 0 | $\frac{\pi}{4}$ | $\frac{\pi}{2}$ | $\frac{3\pi}{4}$ | π | $\frac{5\pi}{4}$ | $\frac{3\pi}{2}$ | $\frac{7\pi}{4}$ | 2π |
| y | 4 | $2 + \sqrt{2}$ | 2 | $2 - \sqrt{2}$ | 0 | $2 - \sqrt{2}$ | 2 | $2 + \sqrt{2}$ | 4 |



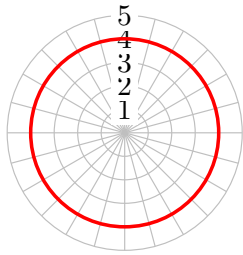
25. circle



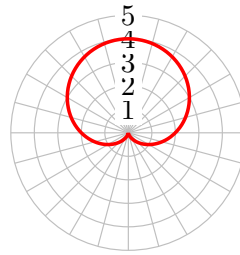
27. line



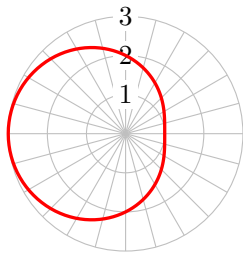
29. circle



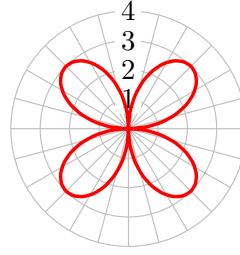
31. cardioid



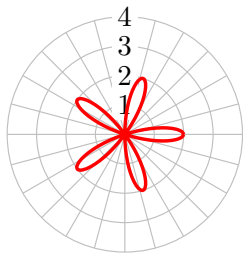
33. limaçon



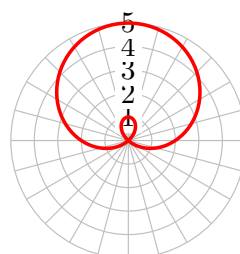
35. rose



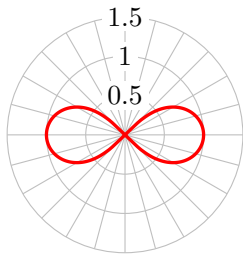
37. rose



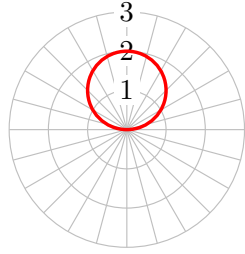
39. limaçon



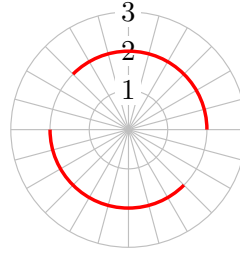
41. lemniscate



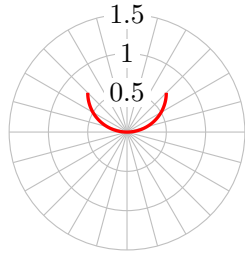
43. circle



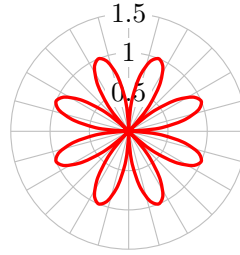
45. arcs of a circle



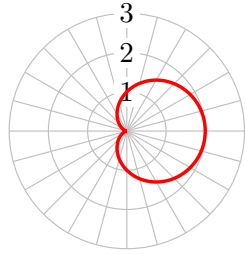
47. semicircle



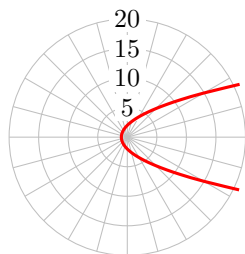
49. rose



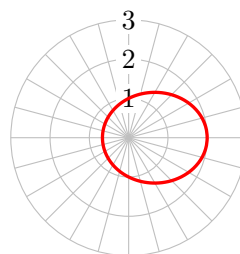
51. cardioid



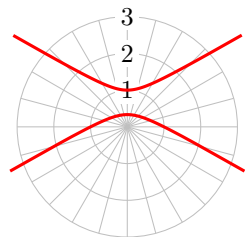
53. parabola



55. ellipse



57. hyperbola



59. $r = 2 + 2 \cos(\theta)$

63. $r = 5 \sin(\theta)$

61. $r = 3 \sin(5\theta)$

65. $r = 1 + 2 \cos(\theta)$

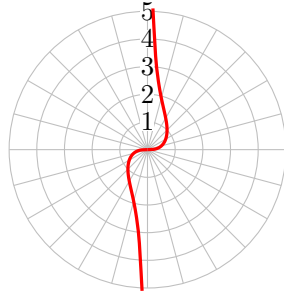
67. $(0, 0), \left(\frac{1}{2}, \frac{\pi}{3}\right), \left(\frac{1}{2}, \frac{5\pi}{3}\right)$

69. $(0, 0), \left(\frac{3}{\sqrt{2}}, \frac{\pi}{4}\right), \left(\frac{-3}{\sqrt{2}}, \frac{5\pi}{4}\right)$

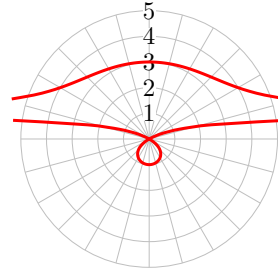
71. $\left(1, \frac{\pi}{2}\right), \left(1, \frac{3\pi}{2}\right)$

73. $\left(\frac{4+\sqrt{2}}{2}, \frac{3\pi}{4}\right), \left(\frac{4-\sqrt{2}}{2}, \frac{7\pi}{4}\right)$

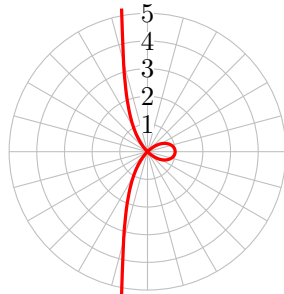
75.



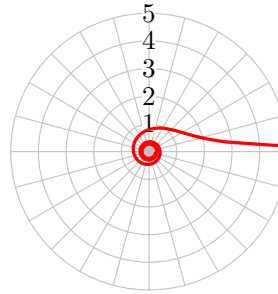
77.



79.



81.



83. The curve has n large loops and n small loops.

10.3 · Complex Numbers

· Homework 10-3

1.

a $5i - 4$

b $-4 + i$

c $\frac{-5}{6} - \frac{\sqrt{2}}{6}i$

3. $-3 \pm 2i$

5. $\frac{1}{6} \pm \frac{\sqrt{11}}{6}i$

7. $13 + 4i$

9. $-0.8 + 3.8i$

11. $20 - 10i$

13. $-14 + 34i$

15. $46 + 14i\sqrt{3}$

17. 52

19. $-2 - 2i$

21. $-1 + 4i$

23. $\frac{35}{3} + \frac{20}{3}i$

25. $\frac{-25}{29} + \frac{10}{29}i$

27. $\frac{3}{4} - \frac{\sqrt{3}}{4}i$

29. $\frac{-2}{3} + \frac{\sqrt{5}}{3}i$

31. i

33.

a -1

b 1

c $-i$

d -1

35.

a 0

b 0

37.

a 0

b 0

39.

a 0

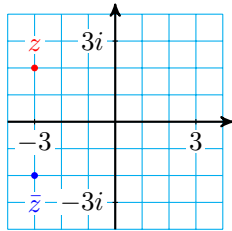
b 0

41. $4z^2 + 49$

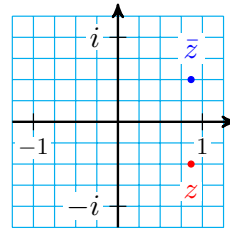
43. $x^2 + 6x + 10$

45. $v^2 - 8v + 17$

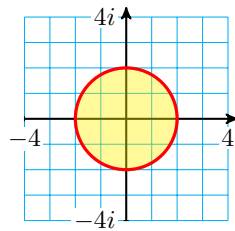
47.



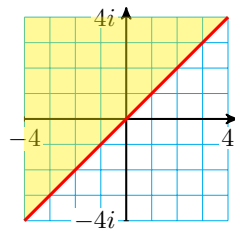
49.



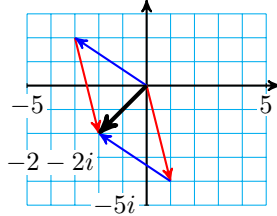
51.



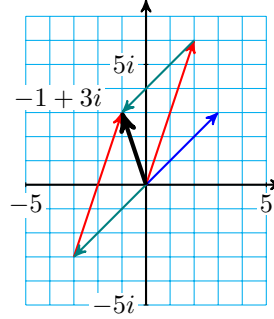
53.



55.



57.



59. $(a + bi)(c + di) = ac + adi + bci + bdi^2 = (ac - bd) + (ad + bc)i$

61.

$$\begin{aligned} z_1 + z_2 &= (a + bi) + (c + di) = (a + c) + (b + d)i \\ &= (c + a) + (d + b)i = (c + di) + (a + bi) = z_2 + z_1 \end{aligned}$$

$$\begin{aligned} z_1 z_2 &= (a + bi)(c + di) = (ac - bd) + (ad + bc)i \\ &= (ca - db) + (da + cb)i = z_2 z_1 \end{aligned}$$

63.

a $z + \bar{z} = (a + bi) + (a - bi) = 2a$; $z - \bar{z} = (a + bi) - (a - bi) = -2bi$

b $z\bar{z} = (a + bi)(a - bi) = a^2 + b^2 = |z|^2$

65. No. Let $t = i$ and $z = -i$. Then $w = t + z = i - i = 0$, so $|w| = 0$, but $|t| + |z| = |i| + |-i| = 1 + 1 = 2$.

67.

a $2 - \sqrt{5}$

69.

a $4 + 3i$

b $x^2 - 4x - 1 = 0$

b $x^2 - 8x + 25 = 0$

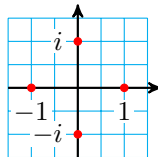
71. $x^4 - 6x^3 + 23x^2 - 50x + 50 = 0$ 73. $x^4 - 7x^3 + 20x^2 - 19x + 13 = 0$

10.4 · Polar Form for Complex Numbers

· Homework 10-4

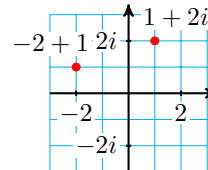
1.

1, i , -1 , $-i$, 1



3.

$1 + 2i$, $-2 + i$



5. $-3 + 3i\sqrt{3}$

7. $-1 + i$

9. $2.34 - 4.21i$

11. $-5.07 + 10.88i$

$$\begin{array}{ll}
 \mathbf{13.} & 3 \left(\cos \left(\frac{\pi}{2} \right) + i \sin \left(\frac{\pi}{2} \right) \right), \\
 & 3 \left(\cos \left(\frac{3\pi}{2} \right) + i \sin \left(\frac{3\pi}{2} \right) \right)
 \end{array}
 \qquad
 \begin{array}{l}
 \mathbf{15.} \\
 2\sqrt{3} \left(\cos \left(\frac{7\pi}{6} \right) + i \sin \left(\frac{7\pi}{6} \right) \right), \\
 2\sqrt{3} \left(\cos \left(\frac{11\pi}{6} \right) + i \sin \left(\frac{11\pi}{6} \right) \right)
 \end{array}$$

$$\mathbf{17.} \quad 4.47(\cos(2.68) + i \sin(2.68)), \quad 4.47(\cos(5.82) + i \sin(5.82))$$

$$\mathbf{19.} \quad 8.60(\cos(5.78) + i \sin(5.78)), \quad 8.60(\cos(0.51) + i \sin(0.51))$$

$$\mathbf{21.} \quad 5(\cos(0.93) + i \sin(0.93)), \quad 5(\cos(5.36) + i \sin(5.36)), \quad 5(\cos(2.21) + i \sin(2.21)), \quad 5(\cos(4.07) + i \sin(4.07))$$

$$\mathbf{23.} \quad \text{If } z = r(\cos(\theta) + i \sin(\theta)), \text{ then } \bar{z} = r(\cos(2\pi - \theta) + i \sin(2\pi - \theta))$$

$$\begin{array}{ll}
 \mathbf{25.} & z_1 z_2 = \\
 & 2 \left(\cos \left(\frac{\pi}{6} \right) + i \sin \left(\frac{\pi}{6} \right) \right) = \\
 & \sqrt{3} + i; \quad \frac{z_1}{z_2} = \\
 & 8 \left(\cos \left(\frac{\pi}{2} \right) + i \sin \left(\frac{\pi}{2} \right) \right) = 8i
 \end{array}
 \qquad
 \begin{array}{l}
 \mathbf{27.} \quad z_1 z_2 = \\
 6 \left(\cos \left(\frac{9\pi}{10} \right) + i \sin \left(\frac{9\pi}{10} \right) \right); \\
 \frac{z_1}{z_2} = \\
 \frac{3}{2} \left(\cos \left(\frac{3\pi}{10} \right) + i \sin \left(\frac{3\pi}{10} \right) \right)
 \end{array}$$

$$\mathbf{29.} \quad z_1 z_2 = 8; \quad \frac{z_1}{z_2} = \frac{1}{2}$$

$$\begin{array}{l}
 \mathbf{31.} \quad z_1 z_2 = 4\sqrt{2} \left(\cos \frac{7\pi}{12} + i \sin \frac{7\pi}{12} \right); \\
 \frac{z_1}{z_2} = 2\sqrt{2} \left(\cos \frac{13\pi}{12} + i \sin \frac{13\pi}{12} \right)
 \end{array}$$

$$\mathbf{33.} \quad -128 - 128i$$

$$\mathbf{35.} \quad -128 - 128\sqrt{3}i$$

$$\mathbf{37.} \quad 512 + 512\sqrt{3}i$$

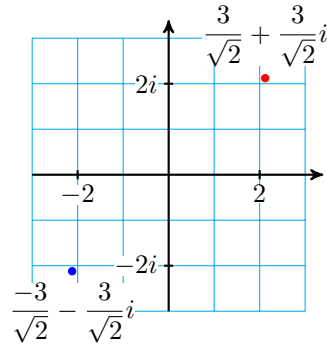
$$\mathbf{39.} \quad \frac{1}{4} + \frac{1}{4}i$$

$$\mathbf{41.} \quad \frac{-\sqrt{2}}{8} - \frac{\sqrt{6}}{8}i$$

43.

a $3\left(\cos \frac{\pi}{4} + i \sin \frac{\pi}{4}\right),$
 $3\left(\cos \frac{3\pi}{4} + i \sin \frac{3\pi}{4}\right)$

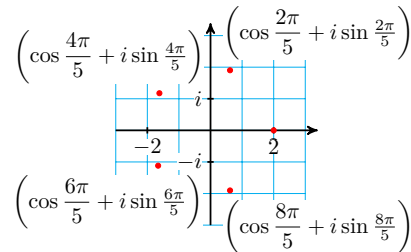
b $\frac{3}{\sqrt{2}} + \frac{3}{\sqrt{2}}i, \frac{-3}{\sqrt{2}} - \frac{3}{\sqrt{2}}i$



45.

a $2, 2\left(\cos \frac{2\pi}{5} + i \sin \frac{2\pi}{5}\right),$
 $2\left(\cos \frac{4\pi}{5} + i \sin \frac{4\pi}{5}\right),$
 $2\left(\cos \frac{6\pi}{5} + i \sin \frac{6\pi}{5}\right),$
 $2\left(\cos \frac{8\pi}{5} + i \sin \frac{8\pi}{5}\right)$

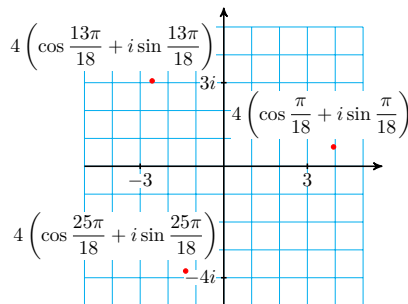
b $2, 0.618 + 1.9i,$
 $-1.618 + 1.176i,$
 $-1.618 - 1.176i,$
 $0.618 - 1.902i$



47.

a $4\left(\cos \frac{\pi}{18} + i \sin \frac{\pi}{18}\right),$
 $4\left(\cos \frac{13\pi}{18} + i \sin \frac{13\pi}{18}\right),$
 $4\left(\cos \frac{25\pi}{18} + i \sin \frac{25\pi}{18}\right)$

b $1.97 + 0.347i,$
 $-1.286 + 1.532i,$
 $-0.684 - 1.879i$



49. $|z| = |\cos(\theta) + i \sin(\theta)| = \sqrt{\cos^2(\theta) + \sin^2(\theta)} = 1$

51.

a $1, \left(\cos \frac{2\pi}{3} + i \sin \frac{2\pi}{3}\right), \left(\cos \frac{4\pi}{3} + i \sin \frac{4\pi}{3}\right)$

b $1, i, -1, -i$

c $1, \left(\cos \frac{2\pi}{5} + i \sin \frac{2\pi}{5}\right), \left(\cos \frac{4\pi}{5} + i \sin \frac{4\pi}{5}\right), \left(\cos \frac{6\pi}{5} + i \sin \frac{6\pi}{5}\right), \left(\cos \frac{8\pi}{5} + i \sin \frac{8\pi}{5}\right)$

$$i \sin \frac{8\pi}{5})$$

$$\text{d } 1, \left(\cos \frac{\pi}{3} + i \sin \frac{\pi}{3}\right), \left(\cos \frac{2\pi}{3} + i \sin \frac{2\pi}{3}\right), -1, \left(\cos \frac{4\pi}{3} + i \sin \frac{4\pi}{3}\right), \left(\cos \frac{5\pi}{3} + i \sin \frac{5\pi}{3}\right)$$

$$\mathbf{53.} (\omega_k)^n = 1^n \left(\cos \left(n \cdot \frac{2\pi k}{n} \right) + i \sin \left(n \cdot \frac{2\pi k}{n} \right) \right) = 1(\cos 2\pi k + i \sin 2\pi k) = 1$$

$$\begin{array}{ll} \mathbf{55.} & \mathbf{57.} \sqrt{2}, \\ 8^{1/4} \left(\cos \left(\frac{3\pi}{8} \right) + i \sin \left(\frac{3\pi}{8} \right) \right), & \sqrt{2} \left(\cos \left(\frac{\pi}{3} \right) + i \sin \left(\frac{\pi}{3} \right) \right), \\ 8^{1/4} \left(\cos \left(\frac{5\pi}{8} \right) + i \sin \left(\frac{5\pi}{8} \right) \right), & \sqrt{2} \left(\cos \left(\frac{2\pi}{3} \right) + i \sin \left(\frac{2\pi}{3} \right) \right), \\ 8^{1/4} \left(\cos \left(\frac{11\pi}{8} \right) + i \sin \left(\frac{11\pi}{8} \right) \right), & -\sqrt{2}, \\ 8^{1/4} \left(\cos \left(\frac{13\pi}{8} \right) + i \sin \left(\frac{13\pi}{8} \right) \right) & \sqrt{2} \left(\cos \left(\frac{4\pi}{3} \right) + i \sin \left(\frac{4\pi}{3} \right) \right), \\ & \sqrt{2} \left(\cos \left(\frac{5\pi}{3} \right) + i \sin \left(\frac{5\pi}{3} \right) \right) \end{array}$$

$$\mathbf{59.} \sqrt{2} \left(\cos \left(\frac{\pi}{3} \right) + i \sin \left(\frac{\pi}{3} \right) \right),$$

$$\sqrt{2} \left(\cos \left(\frac{2\pi}{3} \right) + i \sin \left(\frac{2\pi}{3} \right) \right),$$

$$\sqrt{2} \left(\cos \left(\frac{4\pi}{3} \right) + i \sin \left(\frac{4\pi}{3} \right) \right),$$

$$\sqrt{2} \left(\cos \left(\frac{5\pi}{3} \right) + i \sin \left(\frac{5\pi}{3} \right) \right)$$

61.

$$\text{a } \cos^2(\theta) - \sin^2(\theta) + (2 \sin(\theta) \cos(\theta))i$$

$$\text{b } \cos(2\theta) + i \sin(2\theta)$$

$$\text{c } \sin(2\theta) = 2 \sin(\theta) \cos(\theta); \quad \cos(2\theta) = \cos^2(\theta) - \sin^2(\theta)$$

63.

$$\text{a } \frac{b}{a}$$

$$\text{b } \frac{-a}{b}$$

$$\text{c } -1, \frac{\pi}{2}$$

65.

$$\text{a } z_1 z_2 = (ac - bd) + (ad + bc)i$$

$$\text{b } a = r \cos(\alpha), \quad b = r \sin(\alpha), \quad c = R \cos(\beta), \quad d = R \sin(\beta)$$

$$\text{c } (ac - bd) + (ad + bc)i = (rR \cos(\alpha) \cos(\beta) - rR \sin(\alpha) \sin(\beta))$$

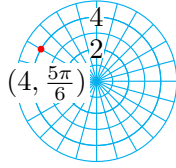
$$+(rR \cos(\alpha) \sin(\beta) + rR \sin(\alpha) \cos(\beta))i$$

d $rR(\cos(\alpha + \beta) + i \sin(\alpha + \beta))$

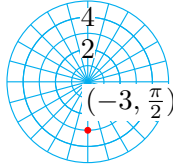
10.5 · Chapter Summary and Review

· Review Problems

1.



3.



5.

$$\left(\frac{-\sqrt{2}}{2}, \frac{-\sqrt{2}}{2} \right)$$

7.

$$(0.241, -3.391)$$

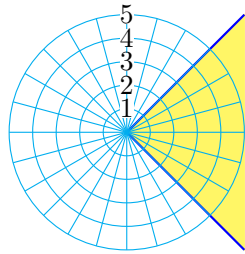
9.

$$(3\sqrt{2}, \frac{3\pi}{4})$$

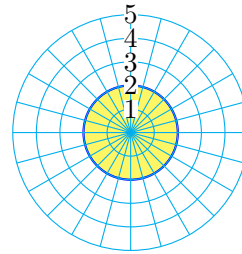
11.

$$(\sqrt{29}, \tan^{-1}(\frac{-2}{5}) + 2\pi)$$

13.



15.



17. $x^2 + y^2 = 1$

19. $x^2 + y^2 = (2x + 6)^2$

21. $r \cos(\theta) + r \sin(\theta) = 2$

23. $\tan(\theta) = r$

25. Circle of radius 3 centered at the origin

27. Circle of radius 3 centered at (3, 0)

29. $r = 4$

31. $r = 4 \cos(\theta)$

33. $(4, \frac{\pi}{6}), (4, \frac{5\pi}{6})$

35. $(2\sqrt{2}, \frac{3\pi}{4})$ and the pole

37. $4 - 3i$

39. $-2 + 4i$

41.

a 1

43.

a -44

b 1

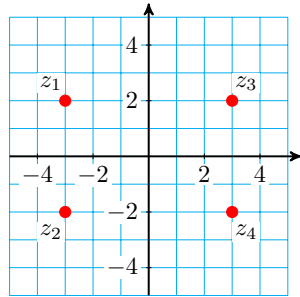
b -44

45. $(2 \pm i)^2 - 4(2 \pm i) + 5 = (4 \pm 4i - 1) - (8 \pm 4i) + 5 = 0$

47. $z^2 + 4z + 5$

49. $s^2 - 10s + 41$

51.



53.

a $-1 - 7i$

b $x^2 + 2x + 50 = 0$

55.

a $3 + \sqrt{2}i$

b $x^2 - 6x + 11 = 0$

57. $5\sqrt{3} - 5i$

59. $5 + 5i$

61.

$$3\sqrt{2} \left(\cos\left(\frac{7\pi}{4}\right) + i \sin\left(\frac{7\pi}{4}\right) \right)$$

63.

$$15(\cos(\pi) + i \sin(\pi))$$

65.

$$2 \left(\cos\left(\frac{4\pi}{3}\right) + i \sin\left(\frac{4\pi}{3}\right) \right)$$

67.

$$z_1 z_2 = 16(\cos(\pi) + i \sin(\pi)) = -16, \frac{z_1}{z_2}$$

$$= 4 \left(\cos\left(\frac{-2\pi}{3}\right) + i \sin\left(\frac{-2\pi}{3}\right) \right)$$

$$= -2 - 2\sqrt{3}i$$

69.

$$z_1 z_2 = \frac{5}{2} \left(\cos\left(\frac{-\pi}{3}\right) + i \sin\left(\frac{-\pi}{3}\right) \right),$$

$$= \frac{5}{4} - \frac{5\sqrt{3}}{2}i$$

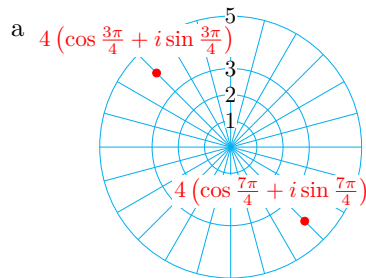
$$\frac{z_1}{z_2} = 10 \left(\cos\left(\frac{-5\pi}{6}\right) + i \sin\left(\frac{-5\pi}{6}\right) \right)$$

$$= -5\sqrt{3} - 5i$$

71. 1

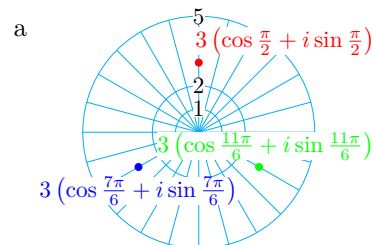
73. $\frac{-1}{100}$

75.



b $-2\sqrt{2} + 2\sqrt{2}i, 2\sqrt{2} - 2\sqrt{2}i$

77.



b $3i, \frac{-3\sqrt{3}}{2} - \frac{3}{2}i, \frac{3\sqrt{3}}{2} - \frac{3}{2}i$

79. $3(\cos \theta + i \sin \theta)$, for $\theta = \frac{\pi}{6}$,
 $\frac{\pi}{2}$, $\frac{5\pi}{6}$, $\frac{7\pi}{6}$, $\frac{3\pi}{2}$, $\frac{11\pi}{6}$

81. $\sqrt{2}(\cos(\theta) + i \sin(\theta))$, for
 $\theta = \frac{\pi}{3}$, $\frac{2\pi}{3}$, $\frac{4\pi}{3}$, $\frac{5\pi}{3}$

Appendix B

GNU Free Documentation License

Version 1.3, 3 November 2008

Copyright © 2000, 2001, 2002, 2007, 2008 Free Software Foundation, Inc.
<<http://www.fsf.org/>>

Everyone is permitted to copy and distribute verbatim copies of this license document, but changing it is not allowed.

0. PREAMBLE. The purpose of this License is to make a manual, textbook, or other functional and useful document “free” in the sense of freedom: to assure everyone the effective freedom to copy and redistribute it, with or without modifying it, either commercially or noncommercially. Secondly, this License preserves for the author and publisher a way to get credit for their work, while not being considered responsible for modifications made by others.

This License is a kind of “copyleft”, which means that derivative works of the document must themselves be free in the same sense. It complements the GNU General Public License, which is a copyleft license designed for free software.

We have designed this License in order to use it for manuals for free software, because free software needs free documentation: a free program should come with manuals providing the same freedoms that the software does. But this License is not limited to software manuals; it can be used for any textual work, regardless of subject matter or whether it is published as a printed book. We recommend this License principally for works whose purpose is instruction or reference.

1. APPLICABILITY AND DEFINITIONS. This License applies to any manual or other work, in any medium, that contains a notice placed by the copyright holder saying it can be distributed under the terms of this License. Such a notice grants a world-wide, royalty-free license, unlimited in duration, to use that work under the conditions stated herein. The “Document”, below, refers to any such manual or work. Any member of the public is a licensee, and is addressed as “you”. You accept the license if you copy, modify or distribute the work in a way requiring permission under copyright law.

A “Modified Version” of the Document means any work containing the Document or a portion of it, either copied verbatim, or with modifications and/or translated into another language.

A “Secondary Section” is a named appendix or a front-matter section of the Document that deals exclusively with the relationship of the publishers or authors of the Document to the Document’s overall subject (or to related matters) and contains nothing that could fall directly within that overall subject. (Thus, if the Document is in part a textbook of mathematics, a Secondary Section may not explain any mathematics.) The relationship could be a matter of historical connection with the subject or with related matters, or of legal, commercial, philosophical, ethical or political position regarding them.

The “Invariant Sections” are certain Secondary Sections whose titles are designated, as being those of Invariant Sections, in the notice that says that the Document is released under this License. If a section does not fit the above definition of Secondary then it is not allowed to be designated as Invariant. The Document may contain zero Invariant Sections. If the Document does not identify any Invariant Sections then there are none.

The “Cover Texts” are certain short passages of text that are listed, as Front-Cover Texts or Back-Cover Texts, in the notice that says that the Document is released under this License. A Front-Cover Text may be at most 5 words, and a Back-Cover Text may be at most 25 words.

A “Transparent” copy of the Document means a machine-readable copy, represented in a format whose specification is available to the general public, that is suitable for revising the document straightforwardly with generic text editors or (for images composed of pixels) generic paint programs or (for drawings) some widely available drawing editor, and that is suitable for input to text formatters or for automatic translation to a variety of formats suitable for input to text formatters. A copy made in an otherwise Transparent file format whose markup, or absence of markup, has been arranged to thwart or discourage subsequent modification by readers is not Transparent. An image format is not Transparent if used for any substantial amount of text. A copy that is not “Transparent” is called “Opaque”.

Examples of suitable formats for Transparent copies include plain ASCII without markup, Texinfo input format, LaTeX input format, SGML or XML using a publicly available DTD, and standard-conforming simple HTML, PostScript or PDF designed for human modification. Examples of transparent image formats include PNG, XCF and JPG. Opaque formats include proprietary formats that can be read and edited only by proprietary word processors, SGML or XML for which the DTD and/or processing tools are not generally available, and the machine-generated HTML, PostScript or PDF produced by some word processors for output purposes only.

The “Title Page” means, for a printed book, the title page itself, plus such following pages as are needed to hold, legibly, the material this License requires to appear in the title page. For works in formats which do not have any title page as such, “Title Page” means the text near the most prominent appearance of the work’s title, preceding the beginning of the body of the text.

The “publisher” means any person or entity that distributes copies of the Document to the public.

A section “Entitled XYZ” means a named subunit of the Document whose title either is precisely XYZ or contains XYZ in parentheses following text that translates XYZ in another language. (Here XYZ stands for a specific section name mentioned below, such as “Acknowledgements”, “Dedications”, “Endorsements”, or “History”.) To “Preserve the Title” of such a section when you modify the Document means that it remains a section “Entitled XYZ” according to this definition.

The Document may include Warranty Disclaimers next to the notice which states that this License applies to the Document. These Warranty Disclaimers

are considered to be included by reference in this License, but only as regards disclaiming warranties: any other implication that these Warranty Disclaimers may have is void and has no effect on the meaning of this License.

2. VERBATIM COPYING. You may copy and distribute the Document in any medium, either commercially or noncommercially, provided that this License, the copyright notices, and the license notice saying this License applies to the Document are reproduced in all copies, and that you add no other conditions whatsoever to those of this License. You may not use technical measures to obstruct or control the reading or further copying of the copies you make or distribute. However, you may accept compensation in exchange for copies. If you distribute a large enough number of copies you must also follow the conditions in section 3.

You may also lend copies, under the same conditions stated above, and you may publicly display copies.

3. COPYING IN QUANTITY. If you publish printed copies (or copies in media that commonly have printed covers) of the Document, numbering more than 100, and the Document's license notice requires Cover Texts, you must enclose the copies in covers that carry, clearly and legibly, all these Cover Texts: Front-Cover Texts on the front cover, and Back-Cover Texts on the back cover. Both covers must also clearly and legibly identify you as the publisher of these copies. The front cover must present the full title with all words of the title equally prominent and visible. You may add other material on the covers in addition. Copying with changes limited to the covers, as long as they preserve the title of the Document and satisfy these conditions, can be treated as verbatim copying in other respects.

If the required texts for either cover are too voluminous to fit legibly, you should put the first ones listed (as many as fit reasonably) on the actual cover, and continue the rest onto adjacent pages.

If you publish or distribute Opaque copies of the Document numbering more than 100, you must either include a machine-readable Transparent copy along with each Opaque copy, or state in or with each Opaque copy a computer-network location from which the general network-using public has access to download using public-standard network protocols a complete Transparent copy of the Document, free of added material. If you use the latter option, you must take reasonably prudent steps, when you begin distribution of Opaque copies in quantity, to ensure that this Transparent copy will remain thus accessible at the stated location until at least one year after the last time you distribute an Opaque copy (directly or through your agents or retailers) of that edition to the public.

It is requested, but not required, that you contact the authors of the Document well before redistributing any large number of copies, to give them a chance to provide you with an updated version of the Document.

4. MODIFICATIONS. You may copy and distribute a Modified Version of the Document under the conditions of sections 2 and 3 above, provided that you release the Modified Version under precisely this License, with the Modified Version filling the role of the Document, thus licensing distribution and modification of the Modified Version to whoever possesses a copy of it. In addition, you must do these things in the Modified Version:

- A. Use in the Title Page (and on the covers, if any) a title distinct from that of the Document, and from those of previous versions (which should, if

there were any, be listed in the History section of the Document). You may use the same title as a previous version if the original publisher of that version gives permission.

- B. State on the Title page the name of the publisher of the Modified Version, as the publisher.
- C. Preserve all the copyright notices of the Document.
- D. Add an appropriate copyright notice for your modifications adjacent to the other copyright notices.
- E. Include, immediately after the copyright notices, a license notice giving the public permission to use the Modified Version under the terms of this License, in the form shown in the Addendum below.
- F. Preserve in that license notice the full lists of Invariant Sections and required Cover Texts given in the Document's license notice.
- G. Include an unaltered copy of this License.
- H. Preserve the section Entitled "History", Preserve its Title, and add to it an item stating at least the title, year, new authors, and publisher of the Modified Version as given on the Title Page. If there is no section Entitled "History" in the Document, create one stating the title, year, authors, and publisher of the Document as given on its Title Page, then add an item describing the Modified Version as stated in the previous sentence.
- I. Preserve the network location, if any, given in the Document for public access to a Transparent copy of the Document, and likewise the network locations given in the Document for previous versions it was based on. These may be placed in the "History" section. You may omit a network location for a work that was published at least four years before the Document itself, or if the original publisher of the version it refers to gives permission.
- J. For any section Entitled "Acknowledgements" or "Dedications", Preserve the Title of the section, and preserve in the section all the substance and tone of each of the contributor acknowledgements and/or dedications given therein.
- K. Preserve all the Invariant Sections of the Document, unaltered in their text and in their titles. Section numbers or the equivalent are not considered part of the section titles.
- L. Delete any section Entitled "Endorsements". Such a section may not be included in the Modified Version.
- M. Do not retitle any existing section to be Entitled "Endorsements" or to conflict in title with any Invariant Section.
- N. Preserve any Warranty Disclaimers.

If the Modified Version includes new front-matter sections or appendices that qualify as Secondary Sections and contain no material copied from the Document, you may at your option designate some or all of these sections as invariant. To do this, add their titles to the list of Invariant Sections in the

Modified Version's license notice. These titles must be distinct from any other section titles.

You may add a section Entitled "Endorsements", provided it contains nothing but endorsements of your Modified Version by various parties — for example, statements of peer review or that the text has been approved by an organization as the authoritative definition of a standard.

You may add a passage of up to five words as a Front-Cover Text, and a passage of up to 25 words as a Back-Cover Text, to the end of the list of Cover Texts in the Modified Version. Only one passage of Front-Cover Text and one of Back-Cover Text may be added by (or through arrangements made by) any one entity. If the Document already includes a cover text for the same cover, previously added by you or by arrangement made by the same entity you are acting on behalf of, you may not add another; but you may replace the old one, on explicit permission from the previous publisher that added the old one.

The author(s) and publisher(s) of the Document do not by this License give permission to use their names for publicity for or to assert or imply endorsement of any Modified Version.

5. COMBINING DOCUMENTS. You may combine the Document with other documents released under this License, under the terms defined in section 4 above for modified versions, provided that you include in the combination all of the Invariant Sections of all of the original documents, unmodified, and list them all as Invariant Sections of your combined work in its license notice, and that you preserve all their Warranty Disclaimers.

The combined work need only contain one copy of this License, and multiple identical Invariant Sections may be replaced with a single copy. If there are multiple Invariant Sections with the same name but different contents, make the title of each such section unique by adding at the end of it, in parentheses, the name of the original author or publisher of that section if known, or else a unique number. Make the same adjustment to the section titles in the list of Invariant Sections in the license notice of the combined work.

In the combination, you must combine any sections Entitled "History" in the various original documents, forming one section Entitled "History"; likewise combine any sections Entitled "Acknowledgements", and any sections Entitled "Dedications". You must delete all sections Entitled "Endorsements".

6. COLLECTIONS OF DOCUMENTS. You may make a collection consisting of the Document and other documents released under this License, and replace the individual copies of this License in the various documents with a single copy that is included in the collection, provided that you follow the rules of this License for verbatim copying of each of the documents in all other respects.

You may extract a single document from such a collection, and distribute it individually under this License, provided you insert a copy of this License into the extracted document, and follow this License in all other respects regarding verbatim copying of that document.

7. AGGREGATION WITH INDEPENDENT WORKS. A compilation of the Document or its derivatives with other separate and independent documents or works, in or on a volume of a storage or distribution medium, is called an "aggregate" if the copyright resulting from the compilation is not used to limit the legal rights of the compilation's users beyond what the individual works permit. When the Document is included in an aggregate, this License

does not apply to the other works in the aggregate which are not themselves derivative works of the Document.

If the Cover Text requirement of section 3 is applicable to these copies of the Document, then if the Document is less than one half of the entire aggregate, the Document's Cover Texts may be placed on covers that bracket the Document within the aggregate, or the electronic equivalent of covers if the Document is in electronic form. Otherwise they must appear on printed covers that bracket the whole aggregate.

8. TRANSLATION. Translation is considered a kind of modification, so you may distribute translations of the Document under the terms of section 4. Replacing Invariant Sections with translations requires special permission from their copyright holders, but you may include translations of some or all Invariant Sections in addition to the original versions of these Invariant Sections. You may include a translation of this License, and all the license notices in the Document, and any Warranty Disclaimers, provided that you also include the original English version of this License and the original versions of those notices and disclaimers. In case of a disagreement between the translation and the original version of this License or a notice or disclaimer, the original version will prevail.

If a section in the Document is Entitled "Acknowledgements", "Dedications", or "History", the requirement (section 4) to Preserve its Title (section 1) will typically require changing the actual title.

9. TERMINATION. You may not copy, modify, sublicense, or distribute the Document except as expressly provided under this License. Any attempt otherwise to copy, modify, sublicense, or distribute it is void, and will automatically terminate your rights under this License.

However, if you cease all violation of this License, then your license from a particular copyright holder is reinstated (a) provisionally, unless and until the copyright holder explicitly and finally terminates your license, and (b) permanently, if the copyright holder fails to notify you of the violation by some reasonable means prior to 60 days after the cessation.

Moreover, your license from a particular copyright holder is reinstated permanently if the copyright holder notifies you of the violation by some reasonable means, this is the first time you have received notice of violation of this License (for any work) from that copyright holder, and you cure the violation prior to 30 days after your receipt of the notice.

Termination of your rights under this section does not terminate the licenses of parties who have received copies or rights from you under this License. If your rights have been terminated and not permanently reinstated, receipt of a copy of some or all of the same material does not give you any rights to use it.

10. FUTURE REVISIONS OF THIS LICENSE. The Free Software Foundation may publish new, revised versions of the GNU Free Documentation License from time to time. Such new versions will be similar in spirit to the present version, but may differ in detail to address new problems or concerns. See <http://www.gnu.org/copyleft/>.

Each version of the License is given a distinguishing version number. If the Document specifies that a particular numbered version of this License "or any later version" applies to it, you have the option of following the terms and conditions either of that specified version or of any later version that has been published (not as a draft) by the Free Software Foundation. If the

Document does not specify a version number of this License, you may choose any version ever published (not as a draft) by the Free Software Foundation. If the Document specifies that a proxy can decide which future versions of this License can be used, that proxy's public statement of acceptance of a version permanently authorizes you to choose that version for the Document.

11. RELICENSING. “Massive Multiauthor Collaboration Site” (or “MMC Site”) means any World Wide Web server that publishes copyrightable works and also provides prominent facilities for anybody to edit those works. A public wiki that anybody can edit is an example of such a server. A “Massive Multiauthor Collaboration” (or “MMC”) contained in the site means any set of copyrightable works thus published on the MMC site.

“CC-BY-SA” means the Creative Commons Attribution-Share Alike 3.0 license published by Creative Commons Corporation, a not-for-profit corporation with a principal place of business in San Francisco, California, as well as future copyleft versions of that license published by that same organization.

“Incorporate” means to publish or republish a Document, in whole or in part, as part of another Document.

An MMC is “eligible for relicensing” if it is licensed under this License, and if all works that were first published under this License somewhere other than this MMC, and subsequently incorporated in whole or in part into the MMC, (1) had no cover texts or invariant sections, and (2) were thus incorporated prior to November 1, 2008.

The operator of an MMC Site may republish an MMC contained in the site under CC-BY-SA on the same site at any time before August 1, 2009, provided the MMC is eligible for relicensing.

Appendix C

Glossary

Abbreviations used in this glossary: **n** (noun), **v** (verb), **adj** (adjective)

| | | |
|-----------|------------------------------------|--|
| | absolute value | n , the distance on the number line from a number to 0. For example, the absolute value of -7 is 7. This fact is expressed by the equation $ -7 = 7$. |
| A. | | |
| | absolute value equation | n , an equation in which the variable occurs between the absolute value bars. |
| | absolute value inequality | n , an inequality in which the variable occurs between the absolute value bars. |
| | algebraic expression | n , a meaningful combination of numbers, variables, and operation symbols. Also called an expression . |
| | algebraic fraction | n , a fraction whose numerator and denominator are polynomials. Also called a rational expression . |
| | algebraic solution | n , a method for solving equations (or inequalities) by manipulating the equations (or inequalities). Compare with graphical solution and numerical solution . |
| | altitude | n , (i) the distance above the ground or above sea level; (ii) the vertical distance between the base and the opposite vertex of a triangle, pyramid, or cone; (iii) the distance between parallel sides of a parallelogram, trapezoid, or rectangle. Also called height . |
| | amplitude | n , the vertical distance between the midline and the maximum value of a sinusoidal function. |
| | approximation | n , an inexact result. |
| | arclength | n , (i) the length of an arc. (ii) the distance along a curve connecting two points. |
| | area | n , a measure of the two-dimensional space enclosed by a polygon or curve, typically expressed in terms of square units, such as square meters or square feet, etc. |
| | associative law of addition | n , the property that when adding three or more terms, the grouping of terms does not affect the sum. We express this formally by saying that if a , b , and c are any numbers, then $(a + b) + c = a + (b + c)$. |

| | |
|--|--|
| associative law of multiplication | n , the property that when multiplying three or more factors, the grouping of factors does not affect the product. We express this formally by saying that if a , b , and c are any numbers, then $(a \cdot b) \cdot c = a \cdot (b \cdot c)$. |
| asymptote | n , a reference line (or curve) towards which the graph of an equation tends as the value of x and/or y grows or diminishes without bound. |
| axis | n , (plural axes), a line used as a reference for position and/or orientation. |
| axis of symmetry | n , a line that cuts a plane figure into two parts, each a mirror image of the other. |
| B. back substitution | n , a technique for solving a triangular system of linear equations. |
| bar graph | n , a picture of numerical information in which the lengths or heights of bars are used to represent the values of variables. |
| base | n , (i) a number or algebraic expression that is used as a repeated factor, where an exponent indicates how many times the base is used as a factor. For example, when we write 3^5 , the base is 3. (ii) The bottom side of a polygon. (iii) The bottom face of a solid. |
| base angles | n , the angles opposite the equal sides in an isosceles triangle. |
| binomial | n , a polynomial with exactly two terms. |
| binomial expression | n , a sum of two unlike terms, such as $\sqrt{3} + \sqrt{2}$. |
| build (a fraction) | v , to find an equivalent fraction by multiplying numerator and denominator by the same nonzero expression. |
| building factor | n , an expression by which both numerator and denominator of a given fraction are multiplied (in order to build the fraction). |
| C. cartesian coordinate system | n , the grid that associates points in the coordinate plane to ordered pairs of numbers. |
| cartesian plane | n , a plane with a pair of coordinate axes. Also called a coordinate plane . |
| central angle (of a circle) | n , an angle with its vertex at the center of the circle and its two sides intersecting the circumference. |
| change in (a variable) | n , the final value (of the variable) minus the starting value. |

| | |
|--|---|
| change of variables | n , (i) a transformation of data, (ii) substitution of a new variable for a variable expression, for example, replacing t^2 with x so that the equation $y = at^2 + b$ becomes $y = ax + b$. |
| circle | n , the set of all points in a plane at a fixed distance (the radius) from the center. |
| circumference | n , the distance around a circle. |
| closed interval | n , a set of numbers, denoted by $[a, b]$, which includes all the numbers between a and b as well as the numbers a and b themselves, where a and b are real numbers and $a < b$. Or the set of numbers denoted by $(-\infty, b]$, which includes the real number b and all numbers less than b , or the set of numbers denoted by $[a, \infty)$, which includes the real number a and all numbers greater than a . |
| coefficient | n , the numerical factor in a term. For example, in the expression $32a + 7b$, the coefficient of a is 32 and the coefficient of b is 7. |
| coefficient matrix (for a linear system with n variables in standard form) | n , the matrix of n columns obtained by making each row of the matrix correspond to an equation of the system, with the coefficients of the variables filling the n columns (and the constants are not represented in the matrix). |
| common factor (of two or more expressions) | n , a quantity that divides evenly into each of the given expressions. |
| common log or common logarithm (of a given positive number x) | n , the exponent, denoted by $\log x$ (or by $\log_{10} x$) for the number 10 to obtain the value x , that is, $10^{\log x} = x$. |
| commutative law of addition | n , the property that when adding terms, the order of the terms does not affect the sum. We express this formally by saying that if a and b are any numbers, then $a + b = b + a$. |
| commutative law of multiplication | n , the property that when multiplying factors, the order of the factors does not affect the product. We express this formally by saying that if a and b are any numbers, then $a \cdot b = b \cdot a$. |
| complementary angles | n , two angles whose measures add up to 90° . |
| complete the square | v , to determine the appropriate constant to add to a binomial of the form $ax^2 + bx$ so that the result can be written in the form $a(x + k)^2$. |
| complex conjugate (of a complex number) | n , the complex number with the same real part and opposite imaginary part; for example, the complex conjugate of $1 + i$ is $1 - i$. |
| complex fraction | n , a fraction that contains one or more fractions in its numerator and/or in its denominator. |

| | |
|---|--|
| complex plane | n , a coordinate plane representing complex numbers, with the real parts corresponding to the values on the horizontal axis and imaginary parts corresponding to values on the vertical axis. |
| complex number | n , a number that can be written in the form $a + bi$, where a and b are real numbers and $i^2 = -1$. |
| component | n , one of the values of an ordered pair or ordered triple. |
| compound inequality | n , a mathematical statement involving two order symbols. For example, the compound inequality $1 < x < 2$ says that "1 is less than x , and x is less than 2." |
| compound interest (or compounded interest) | n , an interest earning agreement in which the interest payment at a given time is computed based on the sum of the original principal and any interest money already accrued. |
| compounding period | n , the time interval between consecutive interest payments to an account that earns interest. |
| concave down (of a graph) | adj , curving so that the ends of a flexible rod would need to be bent downward (compared with a straight rod) to lie along the graph. Or equivalently, curving so that a line segment tangent to the curve will lie above the curve. |
| concave up (of a graph) | adj , curving so that the ends of a flexible rod would need to be bent upward (compared with a straight rod) to lie along the graph. Or equivalently, curving so that a line segment tangent to the curve will lie below the curve. |
| concavity | n , a description of a curve as either concave up or concave down. |
| concentric (of circles or spheres) | adj , having the same center. |
| conditional equation | n , an equation that is true for some (but not all) values of the variable(s). |
| cone | n , a three-dimensional object whose base is a circle and whose vertex is a point above the circle. The points on the segments joining the circle to the vertex make up the cone. |
| congruent | adj , having all measure(s) matching exactly. For example, two line segments are congruent when they have the same length; two triangles are congruent if all three sides and all three angles of one match exactly with the corresponding parts of the other triangle. |
| conjugate | n , (i) (of a complex number) the complex number with the same real part and opposite imaginary part; (ii) (of a binomial expression) the binomial expression with the same first term and opposite second term. |
| conjugate pair | n , (i) (of a complex number) a complex number and its conjugate; (ii) (of a binomial expression) the binomial expression and its conjugate. |

| | |
|---|--|
| consistent (of a system of equations) | adj , having at least one solution. |
| consistent and independent (of a system of linear equations) | adj , having exactly one solution. |
| constant | adj , unchanging, not variable. For example, we say that the product of two variables is constant if the product is always the same number, for any values of the variables. |
| constant | n , a number (as opposed to a variable). |
| constant of proportionality | n , the quotient of two directly proportional variables, or the product of two inversely proportional variables. Also called the constant of variation . |
| constant of variation | <i>see</i> constant of proportionality. |
| constraint | n , an equation or inequality involving one or more variables, typically specifying a condition that must be true in the given context. |
| continuous | adj , without holes or gaps. For example, a curve is continuous if it can be drawn without lifting the pencil from the page, and a function is continuous if its graph can be drawn without lifting the pencil from the page. |
| continuous compounding | n , an interest earning agreement in which the amount in the account is Pe^{rt} , where P is the initial principal, r is the annual interest rate, and $e \approx 2.71828$ is the base of the natural logarithm. |
| conversion factor | n , a ratio used to convert from one unit of measure to another. |
| coordinate | n , a number used with a number line or an axis to designate position. |
| coordinate axis | n , one of the two perpendicular number lines used to define the coordinates of points in the plane. |
| coordinate plane | n , a plane with a pair of coordinate axes. Also called the Cartesian plane or xy-plane . |
| corollary | n , a mathematical fact that is a consequence of a previously known fact. |
| costs | n , money that an individual or group must pay out. For example, the costs of a company might include payments for wages, supplies, and rent. |
| counting number | n , one of the numbers 1, 2, 3, 4, . . . |
| cube | n , (i) a three-dimensional box whose six faces all consist of squares; (ii) an expression raised to the power 3. |
| cube | v , to raise an expression to the power 3. For example, to cube 2 means to form the product of three 2s: $2^3 = 2 \times 2 \times 2 = 8$. |

| | |
|---------------------------|---|
| cube root | n , a number that when raised to the power 3 gives a desired value. For example, 2 is the cube root of 8 because $2^3 = 8$. |
| cubic | adj , having to do with the third degree of a variable or with a polynomial of degree 3. |
| cylinder | n , a three-dimensional figure in the shape of a soft drink can. The top and base are circles of identical size, and the line segments joining the two circles are perpendicular to the planes containing the two circles. |
| D. | |
| decay factor | n , the factor by which an initial value of a diminishing quantity is multiplied to obtain the final value. |
| decimal | adj , having to do with a base-10 numeration system. |
| decimal place | n , the position of a digit relative to the decimal point. For example, in the number 3.14159, the digit 4 is in the second decimal place, or hundredths place. |
| decimal point | n , the mark "." that is written between the whole number part and the fractional part of a decimal number. For example, the decimal form of $1\frac{3}{10}$ is 1.3. |
| decreasing | adj , (i) (of numbers) moving to the left on a number line: Positive numbers are decreasing when getting closer to zero, and negative numbers are decreasing when they move farther from 0; (ii) (of a graph) having decreasing values of y when moving along the graph from left to right; (iii) (of a function) having a decreasing graph. |
| degree | n , a measure of angle equal to $\frac{1}{360}$ of a complete revolution. |
| degree | n , (i) (of a monomial) the exponent on the variable, or if there are more than one variable, the sum of the exponents of all the variables; (ii) (of a polynomial) the largest degree of the monomials in the polynomial. |
| demand equation | n , an equation that gives the quantity of some product that consumers are willing to purchase in terms of the price of that product. |
| denominator | n , the expression below the fraction bar in a fraction. |
| dependent | adj , (of a system of equations) having infinitely many solutions. |
| dependent variable | n , a variable whose value is determined by specifying the value of the independent variable. |
| descending powers | n , expressed with the term with the highest degree written first, then the term with the second highest degree, etc. |
| diagonal | n , (i) a line segment joining one vertex of a quadrilateral to the opposite vertex; (ii) a line segment joining opposite corners of a box; (iii) the entries of a matrix whose row number match the column number, that is, the $(1, 1), (2, 2), \dots, (n, n)$ entries |

| | |
|---------------------------------|--|
| diameter | n , (i) a line segment passing through the center of a circle (or sphere) with endpoints on the circle (sphere); (ii) the length of that line segment. |
| difference | n , the result of a subtraction. For example, the expression $a - b$ represents the difference between a and b . |
| difference of squares | n , an expression of the form $a^2 - b^2$. |
| dimension | n , (i) (of a matrix) the numbers of rows and columns respectively of the matrix, also called the order of the matrix. For example, a matrix with dimension 2 by 3 (or 2×3) has two rows and three columns; (ii) a measurement defining a geometric figure, for example, the length and width are dimensions of a rectangle. |
| direct variation | n , a relation between two variables in which one is a constant multiple of the other (so that the ratio between the two variables is the constant), or in which one is a constant multiple of a positive exponent power of the other variable. |
| directed distance | n , the difference between the ending coordinate and the starting coordinate of points on a number line; the directed distance is negative if the ending value is smaller than the starting value. For example, the directed distance from 5 to 2 is $2 - 5 = -3$. |
| directly proportional | adj , describing variables related by direct variation. |
| discriminant | n , (for the quadratic polynomial $ax^2 + bx + c$) the quantity $b^2 - 4ac$. |
| distributive law | n , the property that for any numbers a , b , and c , $a(b+c) = ab + ac$. |
| divisor | n , a quantity that is divided into another quantity. For example, in the expression $a \div b$, the divisor is b . |
| domain | n , the set of all acceptable inputs for a function or equation. |
| doubling time | n , (of exponential growth) the time required for a quantity to double in size. |
| E. | |
| elementary row operation | n , one of the three following operations: (1) an exchange of two rows, (2) multiplying all entries of a row by a nonzero constant, (3) adding a multiple of any row to another row. |
| elimination | n , a method for solving a system of equations that involves adding together the equations of the system or multiples of the equations of the system. |
| empirical model | n , an equation whose graph (approximately) fits a given set of data (but gives no information about the physical processes involved). |

| | |
|----------------------------------|--|
| entry | n , a value in a matrix, often identified by specifying location by row and column. |
| equation | n , a mathematical statement that two expressions are equal, for example, $1 + 1 = 2$. |
| equation in two variables | n , an equation that involves two variables. |
| equilateral | adj , (of a polygon) having all sides of equal length. |
| equilibrium point | n , the point where the graphs of the supply and demand equations intersect |
| equivalent | adj , representing the same value. |
| equivalent equations | n , equations that have the same solutions. |
| equivalent expressions | n , expressions that have the same value for all permissible values of their variables. |
| error tolerance | n , the allowable difference between an estimate and the actual value. |
| evaluate | v , to determine the value of an expression when the variable in the expression is replaced by a number. |
| exact | adj , not simply close, but with absolutely no deviation from an intended value. |
| exact solution | n , the exact value of a solution, i.e., not an approximation. |
| exponent | n , the expression that indicates how many times the base is used as a factor. For example, when we write 3^5 , the exponent is 5, and $3^5 = 3 \times 3 \times 3 \times 3 \times 3$. |
| exponential decay | n , a manner of decreasing characterized by a constant decay factor for any fixed specified interval of time, or equivalently, modeled by a function f with the form $f(t) = ab^t$, where a and b are positive constants and $0 < b < 1$. |
| exponential equation | n , an equation containing a variable expression as an exponent. |
| exponential function | n , a function f which can be put in the form $f(x) = ab^x$, where a is a nonzero constant and $b \neq 1$ is a positive constant. |
| exponential growth | n , growth characterized by a constant growth factor for any fixed specified interval of time, or equivalently, modeled by a function f with the form $f(t) = ab^t$, where a and b are positive constants and $b > 1$. |
| exponential notation | n , a way of writing an expression that involves radicals and/or reciprocals in terms of powers that have fractional and/or negative exponents. For example, the exponential notation for $\sqrt{3}$ is $3^{1/2}$. |
| expression | <i>see</i> algebraic expression. |
| extraction of roots | n , a method used to solve (quadratic) equations. |

| | |
|---|--|
| extraneous solution | n , a value that is not a solution to a given equation but is a solution to an equation derived from the original. |
| extrapolate | v , to estimate the value of a dependent variable for a value of the independent variable that is outside the range of the data. |
| F. | |
| factor | n , an expression that divides evenly into another expression. For example, 2 is a factor of 6. |
| factor | v , to write as a product. For example, to factor 6 we write $6 = 2 \times 3$. |
| factored form | n , (i) (of a polynomial or algebraic expression) an expression written as a product of two or more factors, where the algebraic factors cannot be further factored; (ii) (of an equation of a parabola) the form $y = a(x - r_1)(x - r_2)$. |
| feasible solution | n , an ordered pair which satisfies the constraints of a linear programming problem. |
| FOIL | n , an acronym for a method for computing the product of two binomials: F stands for First terms, O for Outer terms, I for Inner terms, and L stands for Last terms. |
| formula | n , an equation involving two or more variables. |
| fraction bar | n , the line segment separating the numerator and denominator of a fraction. In the fraction $\frac{1}{2}$, the fraction bar is the short segment between the 1 and the 2. |
| function | n , a relationship between two variables in which each value of the input variable determines a unique value of the output variable. |
| function of two variables | n , a relationship between an output variable and an ordered pair of input variables in which each ordered pair of the input variables determines a unique value of the output variable. |
| function value | n , an output value of a function. |
| fundamental principle of fractions | n , the property that the value of a fraction is unchanged when both its numerator and denominator are multiplied by the same nonzero value. We express this formally by saying if a is any number, and b and c are nonzero numbers, then $\frac{a \cdot c}{b \cdot c} = \frac{a}{b}$. |
| G. | |
| Gaussian reduction | n , the process of performing elementary row operations on a matrix to obtain a matrix in echelon form. |
| geometrically similar | adj , having the same shape (but possibly different size). |
| graph | n , a visual representation of the values of a variable or variables, typically drawn on a number line or on the Cartesian plane. |

| | | |
|-----------|--|---|
| | graph | v , to draw a graph. |
| | graph of an equation (or inequality) | n , a picture of the solutions of an equation (or inequality) using a number line or coordinate plane. |
| | graphical solution | n , a method for solving equations (or inequalities) by reading values off an appropriate graph. Compare with algebraic solution and numerical solution . |
| | greatest common factor (GCF) of two or more expressions | n , the largest factor that divides evenly into each expression. |
| | growth factor | n , the factor by which an initial value of a growing quantity is multiplied to obtain the final value. |
| | guidepoints | n , individual points that are plotted to help draw a graph (by hand). |
| H. | half-life | n , (of exponential decay) the time required for a quantity to diminish to half its original size. |
| | half-plane | n , either of the two regions of a plane that has been divided into two regions by a straight line |
| | height | <i>see</i> altitude. |
| | hemisphere | n , half a sphere (on one side or the other of a plane passing through the center). |
| | horizontal asymptote | n , a line parallel to the x -axis toward which the graph of an equation tends as the value of x grows or diminishes without bound. |
| | horizontal axis | n , the horizontal coordinate axis. Often called the x -axis. |
| | horizontal intercept | n , where the graph meets the horizontal axis. Also called x -intercept. |
| | horizontal line test | n , a test to determine if a function has an inverse function: If no horizontal line intersects the graph of a function more than once, then the inverse is also a function. |
| | horizontal translation (of a graph) | n , the result of moving all points of the graph straight left (or all straight right) by the same distance. |
| | hypotenuse | n , the longest side of a right triangle. (It is always the side opposite the right angle.) |
| I. | identity | n , an equation that is true for all permissible values of the variable(s). |
| | imaginary axis | n , the vertical axis in the complex plane. |

| | |
|--------------------------------------|--|
| imaginary number | n , a complex number of the form bi , where b is a real number and $i^2 = -1$. |
| imaginary part | n , (of a complex number) the coefficient of i when the complex number is written in the form $a + bi$, where a and b are real numbers. For example, the imaginary part of $4 - 7i$ is -7 . |
| imaginary unit | n , a nonreal number denoted by i and which satisfies $i^2 = -1$, that is, i is defined to be a square root of -1 . |
| inconsistent | adj , (of a system of equations) having no solution. |
| increasing | adj , (i) (of numbers) moving to the right on a number line: Positive numbers are increasing when moving farther from zero, and negative numbers are increasing when they move closer to 0; (ii) (of a graph) having increasing values of y when moving along the graph from left to right; (iii) (of a function) having an increasing graph. |
| independent | adj , (i) (of a system of 2 linear equations in 2 variables) having different graphs for the two equations; (ii) (of a system of n linear equations in n variables) having no one equation equal to a linear combination of the others. |
| independent variable | n , a variable whose value determines the value of the dependent variable. |
| index | n , (of a radical) the number at the left of the radical symbol that indicates the type of root involved; for example, the index of 3 in the expression $\sqrt[3]{x}$ indicates a cube root. |
| inequality | n , a mathematical statement of the form $a < b$, $a \leq b$, $a > b$, $a \geq b$, or $a \neq b$. |
| inflation | n , a persistent increase over time of consumer prices. |
| inflection point | n , a point where a graph changes concavity. |
| initial value | n , the starting value of a variable, often when $t = 0$. |
| input | n , value of the independent variable. |
| inscribed angle (of a circle) | n , an angle with its vertex at the center of the circle and it two sides intersecting the circumference. |
| integer | n , a whole number or the negative of a whole number. |
| intercept | n , a point where a graph meets a coordinate axis. |
| intercept method | n , a method for graphing a line by finding its horizontal and vertical intercepts. |
| interest | n , money paid for the use of money. For example, after borrowing money, the borrower must pay the lender not only the original amount of money borrowed (known as the principal) but also the interest on the principal. |
| interest rate | n , the fraction of the principal that is paid as interest for one year. For example, an interest rate of 10% means that the interest for one year will be 10% of the principal. |
| interpolate | v , to estimate the value of a dependent variable based on data that include both larger and smaller values of the independent variable. |

| | |
|-------------------------------|---|
| intersection point | n , a point in common to two graphs. |
| interval | n , a set of numbers that includes all the numbers between a and b (possibly but not necessarily including a and/or b), where a and b are real numbers. Or the set of all numbers less than b (and possibly including b), or the set all numbers greater than a (and possibly including a). |
| interval notation | n , notation used to designate an interval. For example, $[2, 3]$ is the interval notation to designate all the real numbers from 2 to 3, including both 2 and 3. |
| inverse function | n , a function whose inputs are outputs of a given function f , and whose outputs are the corresponding inputs of f . |
| inverse square law | n , a physical law that states that the magnitude of some quantity is inversely proportional to the square of the distance to the source of that quantity. |
| inverse variation | n , a relation between two variables in which one is a constant divided by the other (so that the product of the two variables is the constant), or in which one is a constant divided by a positive exponent power of the other. |
| inversely proportional | adj , describing variables related by inverse variation. |
| irrational number | n , a number that is not rational but does correspond to a point on the number line. |
| isolate | v , (a variable or expression) to create an equivalent equation (or inequality) in which the variable or expression is by itself on one side of the equation (or inequality). |
| isosceles triangle | n , a triangle with two sides of equal length. |
| joint variation | n , a relationship among three or more variables in which whenever all but two variables are held constant, those remaining two variables vary directly or inversely with each other. |
| J. | |
| L. | |
| law of exponents | n , a basic property about powers and exponents. |
| lead coefficient | n , (of a polynomial) the coefficient of term with highest degree. |
| leading entry | n , (of a row in a matrix) the first nonzero entry of the row, when read from left to right. |
| leg | n , one of the two shorter sides of a right triangle, or the length of that side. |
| like fractions | n , fractions with equivalent denominators. |

| | |
|--|---|
| like terms | n , terms with equivalent variable parts. |
| line segment | n , the points on a single line that join two specified points (the endpoints) on that line. |
| linear combination | n , (i) the sum of a nonzero constant multiple of one equation and a nonzero constant multiple of a second equation; (ii) the sum of constant multiples of quantities. |
| linear combinations | n , a procedure for solving a linear system of equations which requires taking one or more linear combination of equations. |
| linear equation | n , an equation such as $2x + 3y = 4$ or $x - 3y = 7$ in which each term has degree 0 or 1. |
| linear programming | n , the study of optimizing functions with constraint equations and/or constraint inequalities. |
| linear regression | n , the process of using a line to predict values of a (dependent) variable. |
| linear system | n , a set of linear equations. |
| linear term | n , a term that consists of a constant times a variable. |
| log | <i>see</i> logarithm . |
| log scale | n , a scale of measurement that uses the logarithm of a physical quantity rather than the quantity itself. |
| log-log paper | n , a type of graph paper in which both horizontal and vertical axes use log scales. |
| lowest common denominator (LCD) | n , (of two or more fractions) the smallest denominator that is a multiple of the denominators in the given fractions. |
| lowest common multiple (LCM) | n , (of two or more counting numbers) the smallest counting number that the given numbers divide into evenly. |
| M. | |
| mathematical model | n , a representation of relationships among quantities using equations, tables, and/or graphs. |
| maximum | adj , largest or greatest. |
| maximum | n , largest value. |
| maximum value | n , (of a variable expression) the largest value that the expression can equal when the variable is allowed to assume all possible values. |
| mean | n , the average of a set of numbers, computed by adding the numbers and dividing by how many are in the set. For example, the mean of 5, 2, and 11 is $\frac{5+2+11}{3} = 6$. |
| mechanistic model | n , an equation whose graph (approximately) fits a given set of data and whose parameters are estimates about the physical properties involved. |

| | |
|---|---|
| median | n , the middle number in a set of numbers when written in increasing order. For example, the median of 5, 2, and 11 is 5. If the set has two numbers in the middle when written in order, then the median of the set is the mean of those middle numbers. For example, the median of 6, 1, 9, and 27 is $\frac{6+9}{2} = 7.5$. |
| minimum | adj , least or smallest. |
| minimum | n , smallest value. |
| minimum value | n , (of a variable expression) the smallest value that the expression can equal when the variable is allowed to assume all possible values. |
| mode | n , the number that occurs most frequently in a set of numbers. For example, the mode of 1, 1, 2, and 3 is 1. |
| model | n , a mathematical equation or graph or table used to represent a situation in the world or a situation described in words. For example, the equation $P = R - C$ is a model for the relationship among the variables of profit, revenue, and cost. |
| model | v , to create a model. |
| monomial | n , an algebraic expression with only one term. |
| monotonic | adj , (of a function or graph) either never increasing or never decreasing. |
| multiplicative property (of absolute values) | n , the property that $ a \cdot b = a \cdot b $ for any real numbers a and b . |
| multiplicity | n , (i) (of a zero of a polynomial) the number of times the corresponding linear factor appears as a factor of the polynomial. For example, -9 is a zero of multiplicity one and 7 is a zero of multiplicity two for the polynomial $p(x) = x^3 - 5x^2 - 77x + 441$ because $p(x)$ factors as $p(x) = (x + 9)(x - 7)^2$; (ii) (of a solution to a polynomial equation) the multiplicity of the zero of the corresponding polynomial. For example, -9 is a solution of multiplicity one and 7 is a solution of multiplicity two for the polynomial equation $x^3 = 5x^2 + 77x - 441$ because the equation can be written in the standard form $p(x) = 0$, where $p(x)$ factors as $p(x) = (x + 9)(x - 7)^2$. |
| N. | |
| natural base | n , the irrational number $e \approx 2.71828182846$, which is useful in calculus, statistics, and other mathematical topics. |
| natural exponential function | n , the function $f(x) = e^x$, where e is the natural base. |
| natural log or natural logarithm | n , the logarithm with base e , where e is the natural base. |

| | |
|-----------------------------|--|
| natural number | n , a counting number. |
| negative number | n , a number that is less than zero. |
| negative of | n , the opposite of. |
| net change | n , the final value of a variable minus the initial value. For example, if an object's weight decreases from 15 pounds to 13 pounds, the net change in weight is -2 pounds. |
| nonstrict inequality | n , a mathematical statement of the form $a \leq b$ or $a \geq b$. |
| normal | adj , perpendicular. |
| <i>n</i>th root | n , a number which when raised to the power n gives a desired value. When $b^n = a$, then b is an n th root of a . |
| number line | n , a line with coordinates marked on it representing the real numbers. |
| numerator | n , the expression in a fraction that is above the fraction bar. |
| numerical solution | n , a method for solving equations by reading values from an appropriate table of values. Compare with algebraic solution and graphical solution . |
| O. | |
| objective function | n , (in linear programming) the function that is to be optimized. |
| one-to-one | adj , (pertaining to a function) having the property that every output comes from one and only one input. |
| open interval | n , a set of numbers denoted by (a, b) , which includes all the numbers between a and b but not the numbers a and b themselves, where a and b are real numbers and $a \neq b$. Or the set of numbers denoted by $(-\infty, b)$, which includes all numbers less than b , or the set of numbers denoted by (a, ∞) , which includes all numbers greater than a . |
| operation | n , addition, subtraction, multiplication, or division (or raising to a power or taking a root). |
| opposite | n , the number on the number line that is on the other side of 0 and at the same distance. For example, 5 and -5 are opposites. |
| order | n , (of a matrix) the numbers of rows and columns respectively of the matrix, also called the dimension of the matrix. For example, a matrix with order 2 by 3 (or 2×3) has two rows and three columns. |
| order of operations | n , rules that prescribe the order in which to carry out the operations in an expression. |
| order symbol | n , one of the four symbols $<$, \leq , $>$, or \geq . |
| ordered pair | n , a pair of numbers enclosed in parentheses, like this: (x, y) . Often used to specify a point or a location on the coordinate plane. |

| | |
|-----------------------------------|--|
| ordered triple | n , three numbers enclosed in parentheses, like this: (x, y, z) . Often used to specify a solution to a system of equations in three variables or a point in three-dimensional space. |
| origin | n , the point where the coordinate axes meet. It has coordinates $(0, 0)$. |
| output | n , value of the dependent variable. |
| P. | |
| parabola | n , a curve with the shape of the graph of $y = ax^2$, where $a \neq 0$. |
| parallel lines | n , lines that lie in the same plane but do not intersect, even if extended indefinitely. |
| parallelogram | n , a quadrilateral whose opposite sides are parallel. |
| parameter | n , a constant in an equation that varies in other equations of the same form. For example, in the slope-intercept formula $y = b + mx$, the constants b and m are parameters. |
| percent | n , a fraction with (an understood) denominator of 100. For example, to express the fraction $\frac{51}{100}$ as a percent, we write 51% or say "51 percent." |
| percent increase | n , the change in some quantity, expressed as a percentage of the starting amount. |
| perfect square | n , the square of an integer. For example, 9 is a perfect square because $9 = 3^2$. |
| perimeter | n , the distance around the edge or boundary of a two-dimensional figure. |
| perpendicular lines | n , lines that meet and form right angles with each other. |
| piecewise defined function | n , a function defined by multiple expressions, one expression for each specified interval of the independent variable. |
| point-slope form | n , one way of writing the equation for a line: $y - y_1 = m(x - x_1)$ or $\frac{y - y_1}{x - x_1} = m$. |
| polygon | n , a simple closed geometric figure in the plane consisting of line segments (called sides) that meet only at their endpoints. For example, triangles are polygons with three sides. |
| polynomial | n , a sum of terms, where each term is either a constant or a constant times a power of a variable, and the exponent is a positive integer. |
| polynomial function | n , a function that can be written in the form $f(x) = a_n x^n + a_{n-1} x^{n-1} + a_{n-2} x^{n-2} + \cdots + a_2 x^2 + a_1 x + a_0$ where $a_0, a_1, a_2, \dots, a_n$ are constants. |
| positive number | n , a number greater than zero. |
| power | n , an expression that consists of a base and an exponent. |

| | |
|--------------------------------|--|
| power function | n , a function of the form $f(x) = ax^p$, where a and p are constants. |
| prime (or prime number) | n , an integer greater than 1 whose only whole number factors are itself and 1. |
| principal | n , the original amount of money deposited in an account or borrowed from a lender. (Compare with interest .) |
| principal root | see principal square root . |
| principal square root | n , the nonnegative square root. |
| product | n , the result of a multiplication. For example, the expression $a \cdot b$ represents the product of a and b . |
| profit | n , the money left after counting all the revenue that came in and subtracting the costs that had to be paid out. |
| proportion | n , an equation in which each side is a ratio. |
| proportional | see directly proportional , inversely proportional . |
| pyramid | n , a three-dimensional object like a cone except that the base is a polygon instead of a circle. |
| Pythagorean theorem: | If the legs of a right triangle are a and b and the hypotenuse is c , then $a^2 + b^2 = c^2$. |
| quadrant | n , any of the four regions into which the coordinate axes divide the plane. The first quadrant consists of the points where both coordinates are positive; the second quadrant where the first coordinate is negative and the second coordinate positive; the third quadrant consists of points where both coordinates are negative; and the fourth quadrant contains the points where the first coordinate is positive and the second coordinate is negative. |
| Q. | |
| quadratic | adj , relating to the square of a variable (or of an expression). |
| quadratic equation | n , an equation that equates zero to a polynomial of degree 2 (or an equivalent equation). |
| quadratic formula | n , the formula that gives the solutions of the quadratic equation $ax^2 + bx + c = 0$, namely $x = \frac{-b \pm \sqrt{b^2 - 4ac}}{2a}$. |
| quadratic function | n , a function of the form $f(x) = ax^2 + bx + c$. |
| quadratic polynomial | n , a polynomial whose degree is 2. |
| quadratic regression | n , the process of using a quadratic function to predict values of a (dependent) variable. |
| quadratic term | n , a term whose degree is 2. |
| quadratic trinomial | n , a polynomial of degree 2 and having exactly 3 terms. |

| | |
|----------------------------|--|
| quadrilateral | n , a polygon with exactly 4 sides. |
| quartic | adj , (pertaining to a polynomial) having degree 4. |
| quotient | n , the result of a division. For example, the expression $a \div b$ represents the quotient of a and b . |
| R. | |
| radical | n , a root of a number, such as a square root or a cube root. |
| radical expression | n , a square root, a cube root, or an n th root. |
| radical equation | n , an equation in which the variable appears under a radical sign. |
| radical notation | n , notation using the radical sign to indicate a root. |
| radical sign | n , the symbol $\sqrt{\quad}$, which is used to indicate the principal square root, or the symbol $\sqrt[3]{\quad}$, which is used to indicate cube root, or the symbol $\sqrt[n]{\quad}$, which is used to indicate n th root, where n is a counting number greater than 2. |
| radicand | n , the expression under a radical sign. |
| radius | n , (i) a line segment from the center of a circle (or sphere) to a point on the circle (sphere), (ii) the length of that line segment. |
| raise to a power | v , use as a repeated factor, for example, to raise x to the power 2 is the same as multiplying $x \cdot x$. |
| range | n , (i) the set of all output values for a function; (ii) the difference between the largest and smallest values in a set of data. |
| rate | n , a ratio that compares two quantities (typically) with different units. |
| rate of change | n , the ratio of change in the dependent variable to the corresponding change in the independent variable, measuring the change in the dependent variable per unit change in the independent variable. |
| ratio | n , (i) a way to compare two quantities by division, (ii) a fraction. For example, "the ratio of 1 to 2" can be written as $\frac{1}{2}$. |
| rational | adj , having to do with ratios. |
| rational exponent | n , an exponent that is a rational number. For example, the expression $x^{1/3}$ has a rational exponent of $1/3$, and $x^{1/3} = \sqrt[3]{x}$. |
| rational expression | n , a ratio of two polynomials. Also called an algebraic fraction . |
| rational function | n , a function of the form $f(x) = \frac{p(x)}{q(x)}$, where p and q are polynomial functions. |

| | |
|---|---|
| rational number | n , a number that can be expressed as the ratio of two integers. |
| rationalize the denominator | v , to find an equivalent fraction that contains no radical in the denominator. For example, when we rationalize $\frac{1}{\sqrt{2}}$, we obtain $\frac{\sqrt{2}}{2}$. |
| real axis | n , the horizontal axis in the complex plane. |
| real line | <i>see</i> number line . |
| real part | n , (of a complex number) the term which does not include i when the complex number is written in the form $a + bi$, where a and b are real numbers. For example, the real part of $4 - 7i$ is 4. |
| real number | n , a number that corresponds to a point on a number line. |
| reciprocal (of a number) | n , the result of dividing 1 by the given number. For example, the reciprocal of 2 is $\frac{1}{2}$. Two numbers are reciprocals of each other when their product is 1. |
| rectangle | n , a four-sided figure (in the plane) with four right angles. The opposite sides are equal in length and parallel. |
| reduce a fraction | v , to find an equivalent fraction whose numerator and denominator share no common factors (other than 1 and -1). |
| reduced row echelon form | n , (of a matrix) a row echelon form matrix that also satisfies (1) the leading entry in each nonzero row is a 1, (2) each leading 1 is the only nonzero entry in its column. |
| reflection (of a point or graph across a line) | n , the transformation that replaces each point of a graph with its mirror image on the other side of the line. |
| regression line | n , the line used for linear regression. |
| regular polygon | n , a polygon all of whose sides have equal length and all of whose angles are congruent. |
| repeating decimal | n , a decimal representation of a number that, at some point becomes periodic, that is, repeats the same sequence of digits indefinitely. |
| restricted domain | n , a domain of a function that does not include all real numbers. |
| revenue | n , money that an individual or group receives. For example, a person might have revenues from both a salary and from earnings on investments. |
| right angle | n , an angle of 90° . |
| right triangle | n , a triangle that includes one right angle. |
| root | n , the solution to an equation. See also cube root ; nth root ; principal square root ; square root . |
| round | v , to give an approximate value of a number by choosing the nearest number of a specified form. For example, to round 3.14159 to two decimal places, we use 3.14. |

| | |
|----------------------------|--|
| row echelon form | n , (of a matrix) a matrix in which (1) only zeros occur below each nonzero leading entry, (2) the leading entry in any row is to the right of any leading entry above it, and (3) any row consisting entirely of zeros is below all rows with any nonzero entry. |
| S. | |
| satisfy | v , to make an equation true (when substituted for the variable or variables). For example, the number 5 satisfies the equation $x - 2 = 3$. |
| scale | n , marked values on a number line or axes to establish how wide an interval of numbers is represented by a physical distance on the number line. |
| scale | v , (i) to determine the scale on an axis or axes; (ii) to multiply (measurements) by a fixed number (the scale factor). |
| scale factor | n , a fixed number by which measurements or values are multiplied. |
| scaling exponent | n , the exponent defining direct variation or a power function. For example, if $y = 3x^4$, then the scaling exponent is 4. |
| scatterplot | n , a type of graph used to represent pairs of data values. Each pair of data values provides the coordinates for one point on the scatterplot. Also called a scatter diagram . |
| scientific notation | n , a standard method for writing very large or very small numbers that uses powers of 10. For example, the scientific notation for 12,000 is 1.2×10^4 . |
| semicircle | n , half a circle (on one side or the other of a diameter). |
| signed number | n , a positive or negative number. |
| significant digit | n , (in the decimal form of a number) a digit warranted by the accuracy of the measuring device. When the decimal point is present, the significant digits are all those from the leftmost nonzero digit to the rightmost digit after the decimal point. When there is no decimal point, the significant digits are all those from the leftmost nonzero digit to the rightmost nonzero digit. For example, 123.40 has five significant digits, but 12,340 has only four significant digits. Also called significant figure . |
| significant figure | <i>see</i> significant digit . |
| similar | <i>see</i> geometrically similar . |
| simplify | v , to write in an equivalent but simpler or more convenient form. For example, we can simplify the expression $\sqrt{16}$ to 4. |
| sinusoidal | adj , having the shape of a sine or cosine graph. |
| slope | n , a measure of the steepness of a line or of the rate of change of one variable with respect to another. |

| | |
|-------------------------------|--|
| slope-intercept form | n , a standard form for the equation of a nonvertical line: $y = b + mx$. |
| slope-intercept method | n , a method for graphing a line that uses the slope and the y -intercept. |
| solution | n , a value for the variable that makes an equation or an inequality true. A solution to an equation in two variables is an ordered pair that satisfies the equation. A solution to a system is an ordered pair that satisfies each equation of the system. |
| solve | v , (i) (an equation) to find any and all solutions to an equation, inequality, or system; (ii) (a formula) to write an equation for one variable in terms of any other variables, for example, when we solve $5x + y = 3$ for y to get $y = -5x + 3$; (iii) (a triangle) to find the measures of all three sides and of all three angles. |
| sphere | n , a three-dimensional object in the shape of a ball. A sphere consists of all the points in space at a fixed distance (the radius) from the center of the sphere. |
| square | n , (i) any expression times itself; (ii) a rectangle whose sides are all the same length. |
| square | v , to multiply by itself, that is, to raise to the power 2. |
| square matrix | n , a matrix with the same number of rows as columns. |
| square root | n , a number that when squared gives a desired value. For example, 7 is a square root of 49 because $7^2 = 49$. |
| standard form | n , (i) (of a linear, quadratic, or other polynomial equation) an equation in which the right side is 0, so the equation has the form $p(x) = 0$; (ii) (of a system of linear equations) a system in which the variables occur only on the left side of each equation and in alphabetic order. |
| straight angle | n , an angle of half a full rotation, or 180° . |
| strict inequality | n , a mathematical statement of the form $a < b$ or $a > b$. |
| subscript | n , a small number written below and to the right of a variable. For example, in the equation $x_1 = 3$, the variable x has the subscript 1. |
| substitution method | n , a method for solving a system of equations that begins by expressing one variable in terms of the other. |
| sum | n , the result of an addition. For example, the expression $a + b$ represents the sum of a and b . |
| surface area | n , the total area of the faces or surfaces of a three-dimensional object. |
| supplementary angles | n , two angles whose measures add up to 180° . |
| supply equation | n , an equation that gives the quantity of some product that producers are willing to produce in terms of the price of that product. |

| | |
|-------------------------------|---|
| symmetry | n , a geometric property of having sameness on opposite sides of a line (or plane) or about a point. |
| system of equations | n , two or more equations involving the same variables. |
| term | n , (i) (in a sum) a quantity that is added to another. For example, in the expression $x + y - 4$, x , y , and -4 are the terms; (ii) an algebraic expression that is not a sum or difference, for example, $4x$ is one term. |
| T. | |
| test point | n , (for an inequality) a point in the plane (or on a number line) used to determine which side of the plane (or number line) is included in the solution. |
| transform | v , to apply a transformation . |
| transformation | n , (i) (of data) applying a function to one or both components in a set of data, typically so that the resulting data becomes approximately linear; (ii) (of a graph) a change that occurs in the graph of an equation when one or more of the parameters defining that equation are altered. |
| translation | n , (of a graph or geometric figure) sliding horizontally and/or vertically without rotating or changing any shapes. |
| trapezoid | n , a four-sided figure in the plane with one pair of parallel sides. |
| triangle | n , a three-sided figure in the plane. |
| triangle inequality | n , the inequality $ a + b \leq a + b $, which is true for any two real numbers a and b . |
| triangular form | n , a system of linear equations in which the first variable does not occur in the second equation, the first two variables do not occur in the third equation (and the first three variables do not occur in the fourth equation if there are more than three variables, and so on). |
| trigonometric equation | n , an equation involving at least one of the trigonometric functions or ratios. |
| trinomial | n , a polynomial with exactly three terms. |
| turning point | n , (of a graph) where the graph either changes from increasing to decreasing or vice versa. |
| union | n , the set obtained by collecting all the elements of one set along with all the elements of another set. |
| U. | |
| unit circle | n , a circle of radius 1 unit (usually centered at the origin). |
| unlike fractions | n , fractions whose denominators are not equivalent. |
| unlike terms | n , terms with variable parts that are not equivalent. |
| upper triangular form | n , (of a matrix) a matrix with all zeros in the lower left corner. More precisely, the entry in the i th row and j th column is 0 whenever $i > j$. |

- V.**
- variable** **adj**, not constant, subject to change.
- variable** **n**, a numerical quantity that changes over time or in different situations.
- variation** *see* **direct variation**; **inverse variation**.
- verify** **v**, to prove the truth or validity of an assertion.
- vertex** **n**, (*plural vertices*), (i) a point where two sides of a polygon meet; (ii) a corner or extreme point of a geometric object; (iii) the highest or lowest point on a parabola.
- vertex angle** **n**, the angle between the equal sides in an isosceles triangle.
- vertex form** **n**, one way of writing a quadratic equation, $y = a(x - x_v)^2 + y_v$, which displays the vertex, (x_v, y_v) .
- vertical asymptote** **n**, a line $x = a$ parallel to the y -axis toward which the graph of an equation tends as the value of x approaches a .
- vertical axis** **n**, the vertical coordinate axis. Often called the y -axis.
- vertical compression** **n**, (of a graph) the result of replacing each point of the graph with the point obtained by scaling the y -coordinate by a fixed factor (when that factor is between 0 and 1).
- vertical intercept** **n**, where the graph meets the vertical axis. Also called the y -intercept.
- vertical line test** **n**, a test to decide whether a graph defines a function: A graph represents a function if and only if every vertical line intersects the graph in at most one point.
- vertical stretch** **n**, (of a graph) the result of replacing each point of the graph with the point obtained by scaling the y -coordinate by a fixed factor (when that factor is greater than 1).
- vertical translation** **n**, (of a graph) the result of moving all points of the graph straight up (or all straight down) by the same distance.
- vertices** **n**, the plural of **vertex**.
- volume** **n**, a measure of the three-dimensional space enclosed by a three-dimensional object, typically expressed in terms of cubic units, such as cubic meters or cubic feet.

W. **whole number** **n**, one of the numbers 0, 1, 2, 3, . . .

- X.**
- x -axis** *see* **horizontal axis**.
- x -intercept** *see* **horizontal intercept**.
- xy -plane** *see* **coordinate plane**.

Y. *y*-axis *see* **vertical axis**.
 y-intercept *see* **vertical intercept**.

zero **n**, (i) the number 0, with the property that when it is added to any other number, the resulting sum is equal to that second number; (ii) an input to a function which yields an output of 0.

Z.

zero-factor principle **n**, The statement that, if the product of two numbers is zero, then one (or both) of the numbers must be zero.

Index

- \bar{z} , *See* complex conjugate
- π , 30

- acos, *See also* inverse cosine, 415
- acute angle, 6
- addition formula, *See also* sum of angles, 392, 403
- algebraic expression, *See also* expression, 221
- alternate interior angles, 7
- altitude
 - of a triangle, 14
- ambiguous case, 110, 119, 124
- amplitude, 169
- angle, 3, 6
 - acute, *See also* acute angle, 6
 - alternate interior, *See also* alternate interior angles, 7
 - as rotation, 148
 - central, 12
 - complementary, *See also* complementary angles, 6
 - corresponding, *See also* corresponding angles, 7
 - coterminal, 158
 - exterior, 11
 - find, 71, 109, 123
 - in radians, *See also* radian, 266
 - inscribed, 12
 - obtuse, *See also* obtuse angle, 6, 89
 - of incidence, 239
 - of refraction, 239
 - reference, 152, *See also* reference angle
 - right, 3
 - special, 73–75
 - standard position, 89, 148
 - straight, 3
 - supplementary, *See also* supplementary angles, 6, 95
 - vertical, *See also* vertical angles, 7
- angle of inclination, 193
- arccos, *See also* inverse cosine, 415
- arclength, 30, 265
 - formula, 270
- arcsin, *See also* inverse sine, 415
- arctan, *See also* inverse tangent, 415

- area
 - of triangle, 96
- asin, *See also* inverse sine, 415
- astronomical unit (AU), 113
- atan, *See also* inverse tangent, 415

- bearing, 193

- center, 27
- circle, 27
 - circumscribing, 143
 - equation, 27
- circumference, 30
- complementary angles, 6
- complex conjugate, 533
- complex number, 528, 529
 - graphing, 534
 - length, *See also* modulus, 535
 - quotient of, 532
- complex plane, 534
- component, *See also* vector, 463, 483
 - coordinate form, 485
 - vector component, 485
- conclusion, 3
- congruent triangles, 14
- conjugate, *See* complex conjugate
- converse, 3
- conversions equations, 507

- corresponding angles, 7
- $\cos \theta$, *See also* cosine, 60
- \cos^{-1} , *See also* inverse trigonometric function, 72, 412
- cosecant, 426
- cosine, 59, 60
 - of a real number, 282
- cosine function, *See also* cosine, 170
- cosine ratio, 59
- cotangent, 426
- coterminal angles, 158

- difference of angles, 392, 403, 404
- discriminant, 125
- distance formula, 25
- domain, 305, 306
 - restrict, 409
- dot product, 486
 - geometric form, 487
- double angle formulas, *See also* double angle identity, 392
- double angle identity, 392

- equation, 232
 - conditional, 244
 - trigonometric, *See also* trigonometric equation, 233
- equilateral triangle, 5
- equilibrium, 477
- equivalent, 223
- evaluate, 222
- expression, 221
 - trigonometric, *See also* trigonometric expression, 222

- FOIL (acronym: First, Outside, Inside, Last), 226
- force, 477
- function
 - notation, 172
 - sinusoidal, 196

- Greek alphabet, 8

- hypotenuse, 15, 49
- hypothesis, 3

- identity, 244
 - check graphically, 246
 - proving, 252
 - Pythagorean, *See also* Pythagorean identity, 247
 - with trigonometric ratios, *See also* trigonometric identity, 245
- imaginary
 - axis, 534
 - number, 529
 - part, 530
- initial side of an angle in standard position, 89
- input variable, 167, 172
- inverse
 - function, *See also* inverse trigonometric function, 404, 405, 408
 - graph of, 406
 - operation, *See also* inverse, 405
- inverse cosine, 412
- inverse sine, 410
- inverse tangent, 413
- inverse trigonometric function, 72, 404
- irrational number, 28, 29
- isosceles triangle, 5

- law of cosines, 121, 134
- law of sines, 106, 143
- leg, 15, 49
- Lissajous figure, 146
- loudness, 326

- magnitude of a vector, 456
- mathematical model, 166
- Mercator map, 386
 - and secant function, 387
- midline, 169
- modulus, 535

- normal line, 239

- oblique triangle, 89, 115, 127
- obtuse angle, 6, 91
- one-to-one, 408
- opposite vector, 477
- orthogonal, 488
- output variable, 167, 172

- parallax, 112
- parallelogram rule, 460
- parameter, 178
- parsec, 114
- period, 169
- periodic function, 166, 169, 187, 198
- pitch of musical note, 326

- polar axis, 501
- polar coordinates, 501
 - converting Cartesian, 505
 - equations, 507
 - graphing, 512
- polar form, 543, 544
- polar graphs, 512
 - catalog of curves, 520
- pole, 501
- polygon
 - regular, 11
- pure imaginary number, *See*
 - imaginary number
- Pythagorean identity, 247, 257, 443
- Pythagorean theorem, 49, 55, 122
 - converse, 50

- quadrantal angles, 96

- radian, 264–266, 280, 287
- radius, 27
- range, 306
- rational number, 28, 29
- real axis, 534
- real part, 530
- reciprocal function, *See also*
 - cosecant, *See also*
 - cotangent, *See also*
 - secant, 426, 434
 - graph, 429
- reciprocal ratio, *See also* reciprocal
 - function, 434
- rectangular coordinate system, 501
- reference angle, 152, 153, 155
- reference triangle, 152
- repeating decimal, *See also* rational
 - number, 29
- resultant force, 477
- right angle, 3
- right triangle
 - Pythagorean theorem, 49
 - similar, 17
 - solving, 70, 127
 - trigonometry, 55
- rotation, 148, 159

- scalar, 456
 - multiplication, 457
- scalar product, *See also* dot
 - product, 486
- scalene triangle, 10
- secant, 426
 - Mercator map, 387
- sector, 30
- self-similarity, 500

- similar triangles, 14, 15
 - proportions, 16
 - right triangles, 17
- simplify, 223
- $\sin \theta$, *See also* sine, 55
- \sin^{-1} , *See also* inverse
 - trigonometric function, 72, 410
- sine, 55, 56
 - of a real number, 282
 - of an acute angle, 56
 - using to find an unknown side, 58
- sine function, *See also* sine, 167
- sine ratio, *See also* sine, 58
- sinusoidal function, 196
 - graph, 330
- slope, 193
- Snell's Law, 239
- solve
 - a triangle, 70
 - an equation, 232
 - an equation using a graph, 232
 - inequality, 49
 - right triangle, 70
 - trigonometric equations, *See also* trigonometric
 - equation, 234
- special angles, 157
 - radians, 285
 - supplements of, 95
- straight angle, 3
- substitution
 - to solve trigonometric
 - equations, 372
- subtend, 143
- sum of angles, 392, 403
- supplementary angles, 6
 - trigonometric ratios of, 93

- $\tan(\theta)$, *See also* tangent, 59
- $\tan \theta$, 59
- \tan^{-1} , *See also* inverse
 - trigonometric function, 72, 413
- tangent, 59
- tangent function, *See also* tangent, 174, 284, 334
- tangent identity, 249, 257
- tangent ratio, 59
- terminal side of an angle in
 - standard position, 89
- terminating decimal, *See also*
 - rational number, 29

- timbre, 326
 - transformation, 328
 - combining, 348
 - triangle, 3, 4
 - altitude, 14
 - area of, 96
 - equilateral, *See also*
 - equilateral triangle, 5
 - exterior angle, 11
 - isosceles, *See also* isosceles triangle, 5
 - oblique, 89, *See also* oblique triangle
 - overlapping, 18
 - reference, 152
 - scalene, 10
 - similar, *See also* similar triangles, 15
 - solving, 127
 - triangle inequality, 48
 - triangulation, 44
 - trigonometric equation, 152, 187, 233
 - graphical solutions, 237
 - solving, 234, 251, 366, 431
 - with squares of trig ratios, 238
 - trigonometric expression, 222
 - factoring, 226
 - simplifying, 223
 - trigonometric function, *See also*
 - trigonometric ratios, 146
 - graph, 166
 - product of, 225
 - raising to power, 224, 225
- trigonometric identity, 245, 431
 - double angle, 392
 - sum and difference for tangent, 392
 - sum of angles, 388
 - trigonometric ratios
 - for all angles, 150
 - obtuse angle, 91, 92
 - supplementary angles, 93
 - trigonometry
 - right triangle, 55
 - unit circle, 28, 189, 190
 - arclength and radians, 271
 - vector, 453, 455
 - adding, 474
 - component, 485
 - coordinate form, 470
 - displacement, 458
 - geometric vs coordinate form, 472
 - notation, 456
 - opposite, 477
 - position, 455
 - resultant, 458
 - unit, 471
 - zero, 477
 - velocity, 461
 - vertex angle
 - of an isosceles triangle, 5
 - vertical angles, 7
 - zero of a polynomial, 536
 - zero vector, 477

Colophon

This book was authored in PreTeXt.